



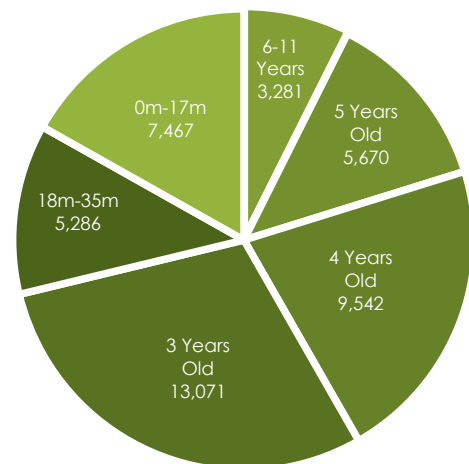
# Data Facts

January 31, 2021  
OregonSpark.org/qris

Spark, Oregon's Quality Rating and Improvement System is a system designed to raise the quality and consistency of early learning programs across the state. Spark aligns with the national trend of QRISs that recognizes, rewards, and builds on the current quality of early learning. Spark provides a framework for program quality improvement while providing a tool that helps parents looking for quality early learning and care options.

Visit <http://www.oregonspark.org> for more information on requirements and standards.

There were 44,317 children in Early Learning & Development Programs (ELDPs) that had achieved a Commitment to Quality (C2Q) rating or above. Four in five (79%) of those children are in child care centers, 12% are in certified family child care, and 6% are in registered family child care. ELDPs that have attained a 3-, 4-, or 5-star rating provide service to 24,951 children. The age distribution of children in C2Q or star rated programs is highlighted in the figure. Head Start programs participating in the QRIS provide services to 12,501 children.



Total Children in Programs Participating in QRIS

# 44,317

This report reflects information gathered as of Jan 31, 2021.  
For additional information please contact: 1-877-768-8290

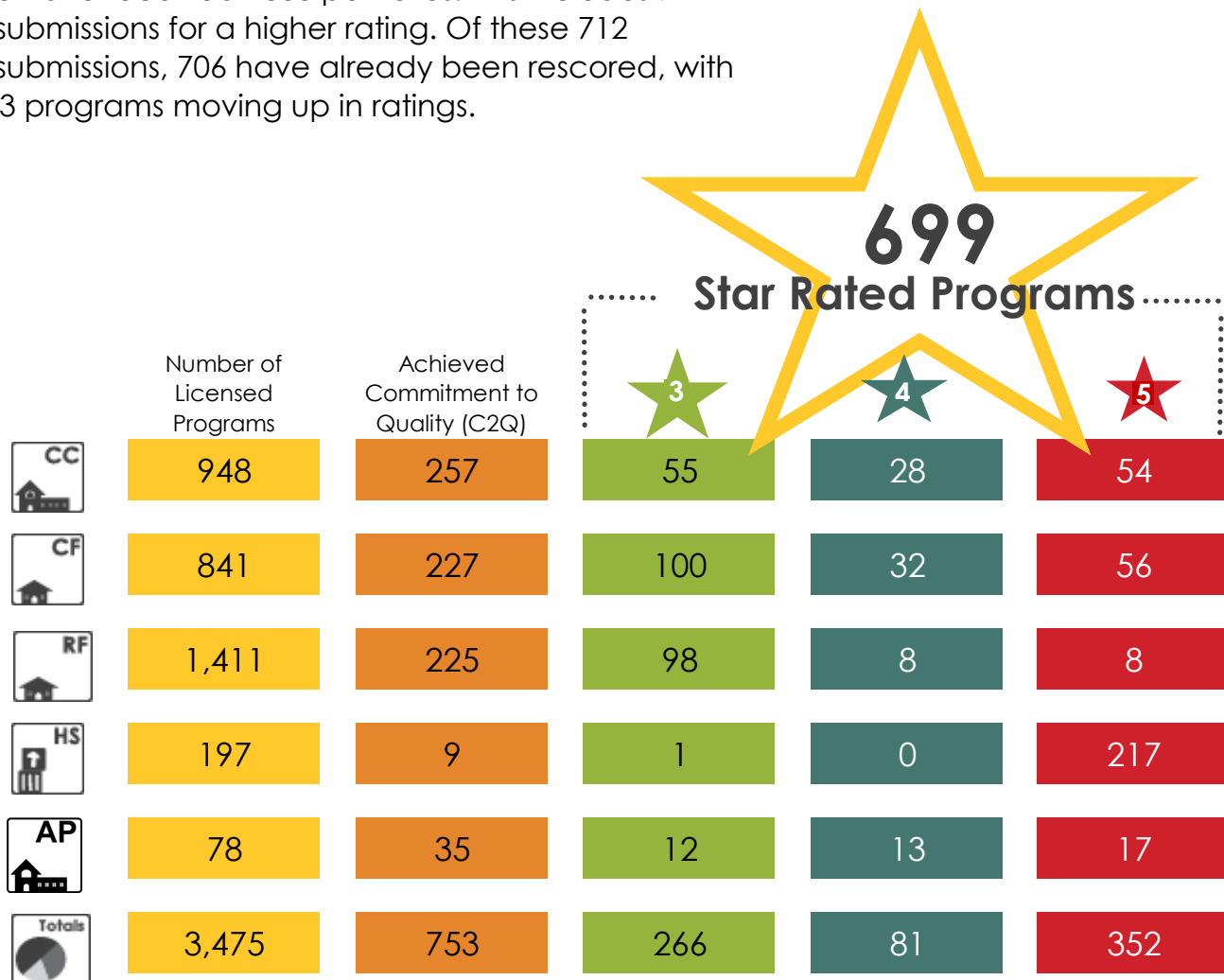
Data Fact Archive



# Data Facts

January 31, 2021  
OregonSpark.org/qris

We have received 1888 portfolios. This includes 712 resubmissions for a higher rating. Of these 712 resubmissions, 706 have already been rescored, with 613 programs moving up in ratings.



**CC** = Certified Center; **CF** = Certified Family; **RF** = Registered Family; **HS** = Head Start; **AP** = Alternative Pathway

Alternative Pathway (AP) indicates programs that are license exempt due to their association with school districts. These School Partner programs may have been licensed in the past and are still eligible for Spark participation. There are other School Partner programs that are not currently participating in Spark. However, the full list is not available yet so there may be discrepancies in the Data Facts until all School Partners and School Partners participating in Spark (AP) can be identified.

This report reflects information gathered as of Jan 31, 2021.  
For additional information please contact: 1-877-768-8290

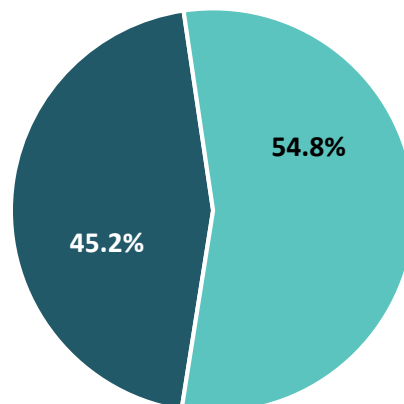
[Data Fact Archive](#)

## Participation

This infographic shows the percentage of child care programs participating in Oregon's Spark by county.

### Breakdown by Type

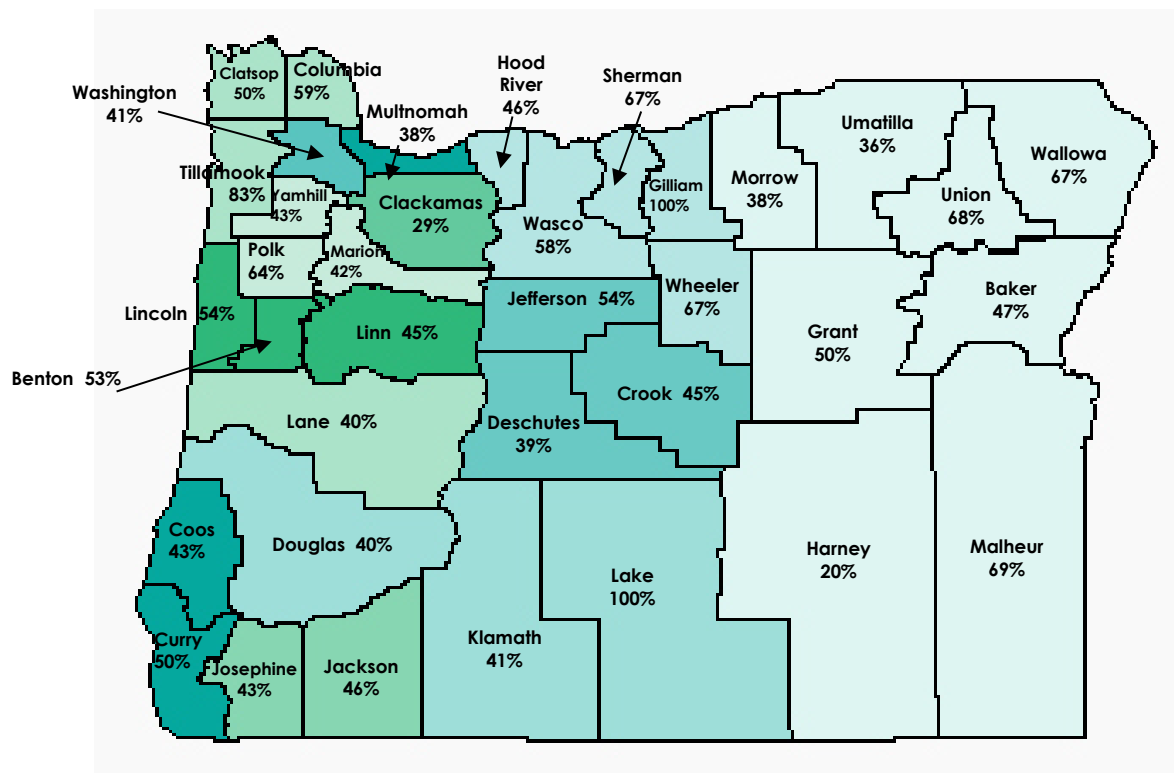
Centers includes licensed, alternative pathway, and Head Start programs. Family Child Care includes both large certified family and small registered family programs. There are 1452 programs participating in total.



### Breakdown by Participation

Participation is a percentage of the total number of eligible programs in each county.

■ Centers ■ Family Child Care



Produced by the Center on Research, Evaluation & Analysis - The Research Institute at Western Oregon University

# County Data Facts

All data as of January 31, 2021



## Baker

County Spark Participation

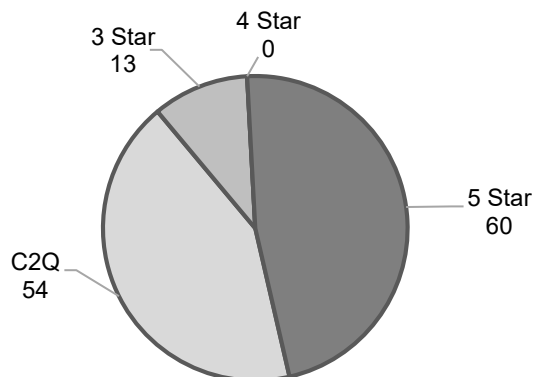
Star Rated Programs

	# Licensed	C2Q	3-Star	4-Star	5-Star
CC	1	1	0	0	0
CF	1	1	0	0	0
RF	14	4	1	0	0
HS	1	0	0	0	1
AP	0	0	0	0	0
Totals	17	6	1	0	1

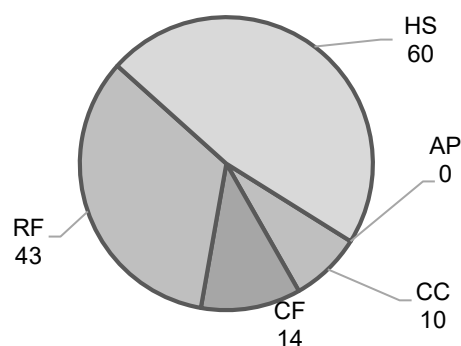
CC = Certified Center; CF = Certified Family; RF = Registered Family; HS = Head Start; AP = Alternative Pathway

### Children in Spark Programs: 127

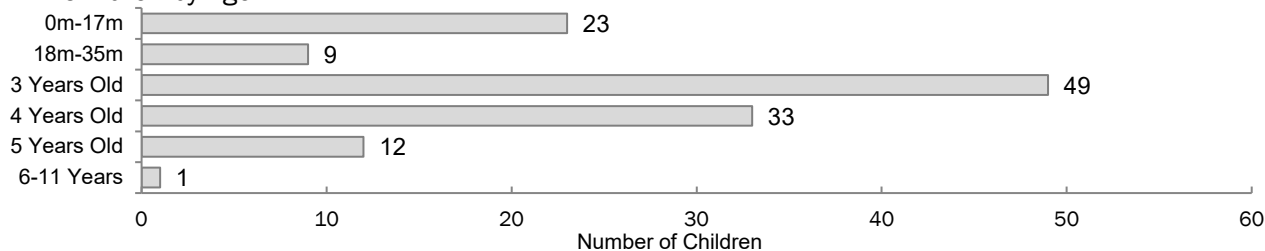
Children by Designation



Children by Program Type



Children by Age



Western Oregon  
UNIVERSITY

The Research Institute

# County Data Facts

All data as of January 31, 2021



## Benton

14

### County Spark Participation

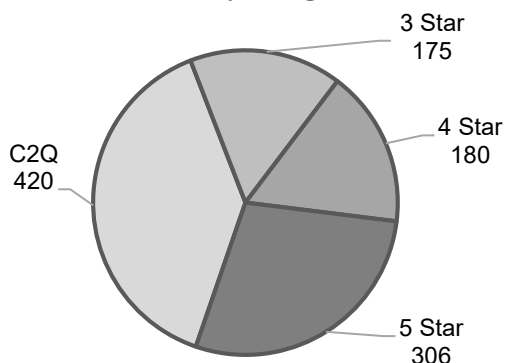
#### Star Rated Programs

	# Licensed	C2Q	3-Star	4-Star	5-Star
CC	27	10	2	2	4
CF	7	1	0	0	1
RF	13	1	1	2	0
HS	2	0	0	0	2
AP	0	0	0	0	0
Totals	49	12	3	4	7

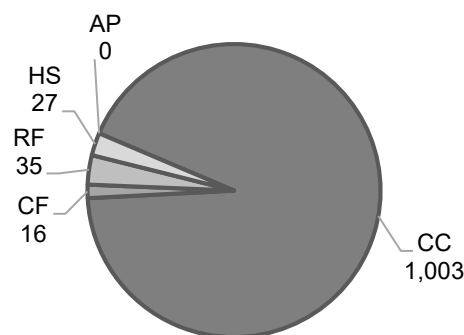
CC = Certified Center; CF = Certified Family; RF = Registered Family; HS = Head Start; AP = Alternative Pathway

### Children in Spark Programs: 1,081

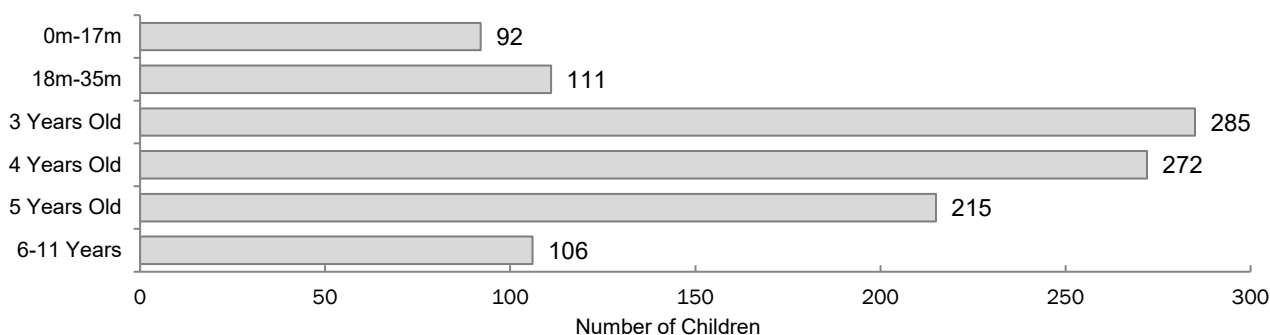
#### Children by Designation



#### Children by Program Type



#### Children by Age



Western Oregon  
UNIVERSITY

The Research Institute

# County Data Facts

All data as of January 31, 2021



## Clackamas

33

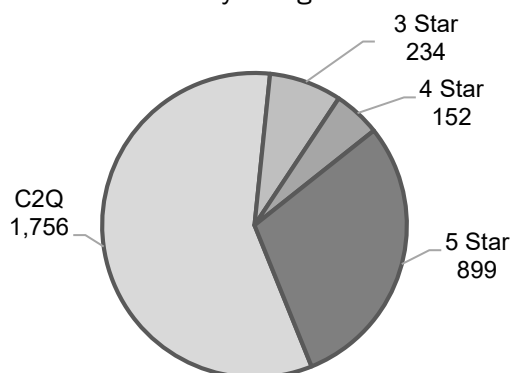
### Star Rated Programs

	# Licensed	C2Q	3-Star	4-Star	5-Star
CC	93	22	1	2	3
CF	55	10	7	1	3
RF	95	6	5	0	0
HS	12	2	0	0	10
AP	8	4	1	0	0
Totals	263	44	14	3	16

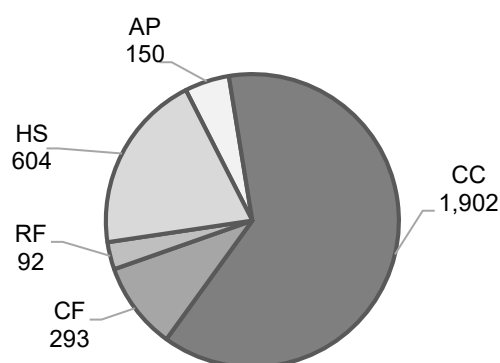
CC = Certified Center; CF = Certified Family; RF = Registered Family; HS = Head Start; AP = Alternative Pathway

### Children in Spark Programs: 3,041

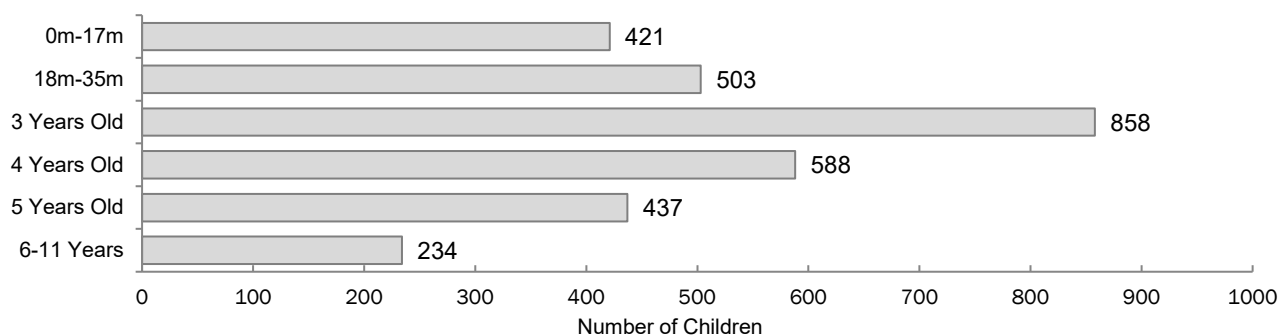
Children by Designation



Children by Program Type



Children by Age



Western Oregon  
UNIVERSITY

The Research Institute

# County Data Facts

All data as of January 31, 2021



## Clatsop

County Spark Participation

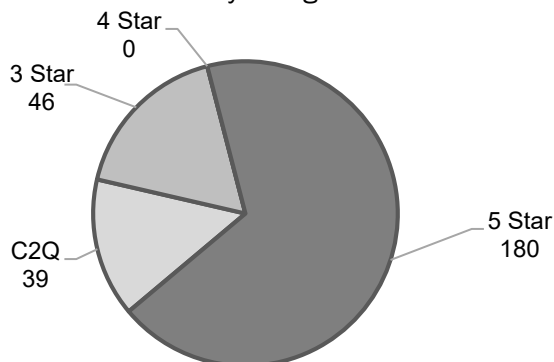
Star Rated Programs

	# Licensed	C2Q	3-Star	4-Star	5-Star
CC	7	0	1	0	0
CF	1	1	0	0	0
RF	8	3	1	0	0
HS	3	0	0	0	3
AP	1	0	0	0	1
Totals	20	4	2	0	4

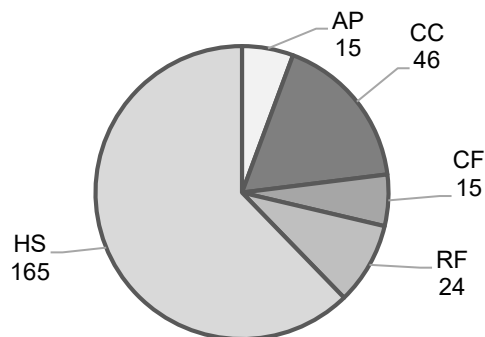
CC = Certified Center; CF = Certified Family; RF = Registered Family; HS = Head Start; AP = Alternative Pathway

### Children in Spark Programs: 265

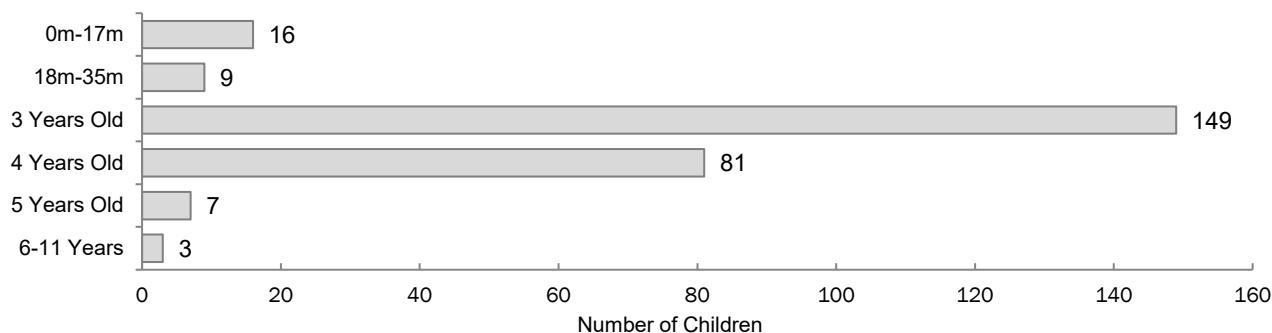
Children by Designation



Children by Program Type



Children by Age



Western Oregon  
UNIVERSITY

The Research Institute

# County Data Facts

All data as of January 31, 2021



## Columbia

15

### County Spark Participation

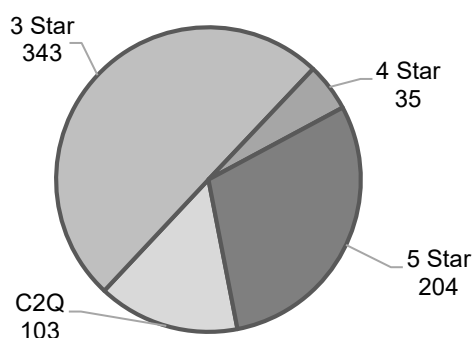
#### Star Rated Programs

	# Licensed	C2Q	3-Star	4-Star	5-Star
CC	8	2	3	0	0
CF	4	1	2	0	0
RF	14	2	2	0	0
HS	4	0	0	0	4
AP	4	0	0	2	2
Totals	34	5	7	2	6

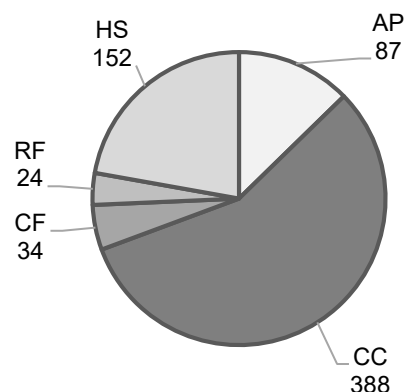
CC = Certified Center; CF = Certified Family; RF = Registered Family; HS = Head Start; AP = Alternative Pathway

### Children in Spark Programs: 685

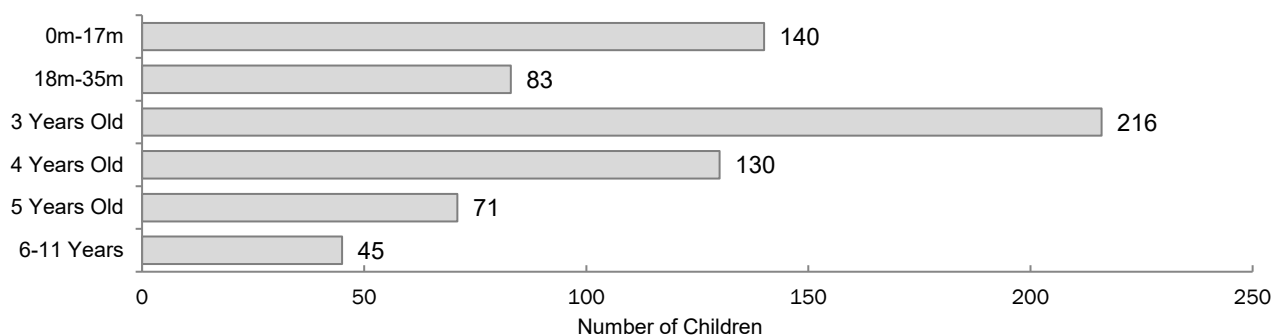
#### Children by Designation



#### Children by Program Type



#### Children by Age



Western Oregon  
UNIVERSITY

The Research Institute



# County Data Facts

All data as of January 31, 2021



## Coos

12

### County Spark Participation

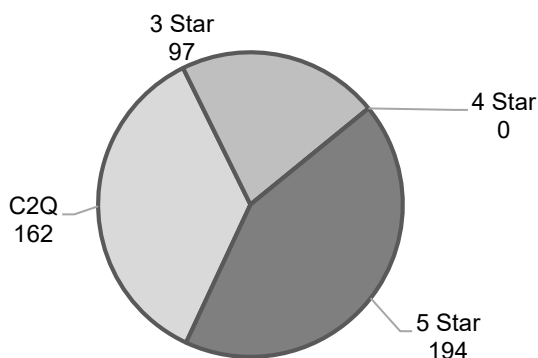
#### Star Rated Programs

	# Licensed	C2Q	3-Star	4-Star	5-Star
CC	8	5	1	0	0
CF	6	0	3	0	0
RF	25	1	3	0	0
HS	5	0	0	0	5
AP	0	1	0	0	0
Totals	44	7	7	0	5

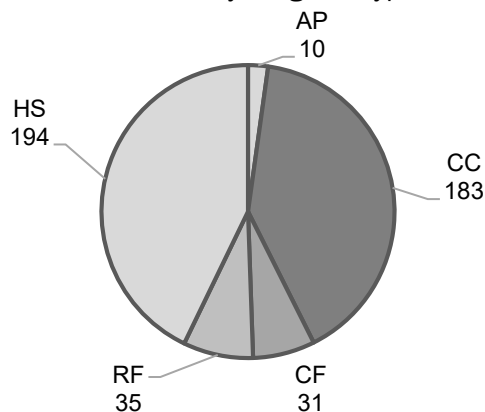
CC = Certified Center; CF = Certified Family; RF = Registered Family; HS = Head Start; AP = Alternative Pathway

### Children in Spark Programs: 453

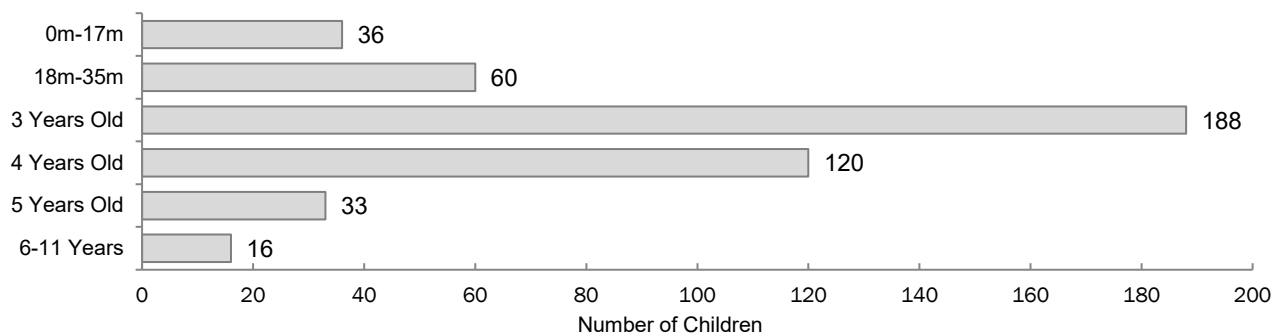
#### Children by Designation



#### Children by Program Type



#### Children by Age



Western Oregon  
UNIVERSITY

The Research Institute

# County Data Facts

All data as of January 31, 2021



## Crook

County Spark Participation

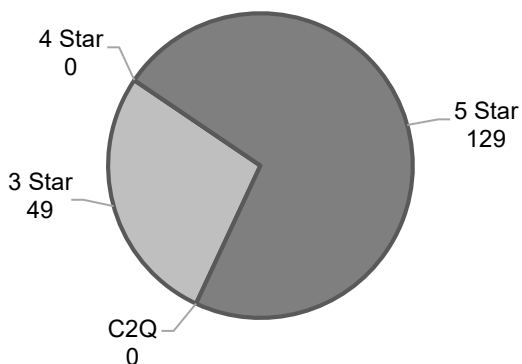
Star Rated Programs

	# Licensed	C2Q	3-Star	4-Star	5-Star
CC	3	0	1	0	1
CF	2	0	0	0	0
RF	4	0	1	0	0
HS	2	0	0	0	2
AP	0	0	0	0	0
Totals	11	0	2	0	3

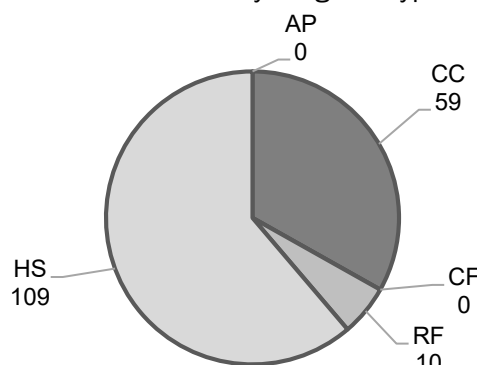
CC = Certified Center; CF = Certified Family; RF = Registered Family; HS = Head Start; AP = Alternative Pathway

### Children in Spark Programs: 178

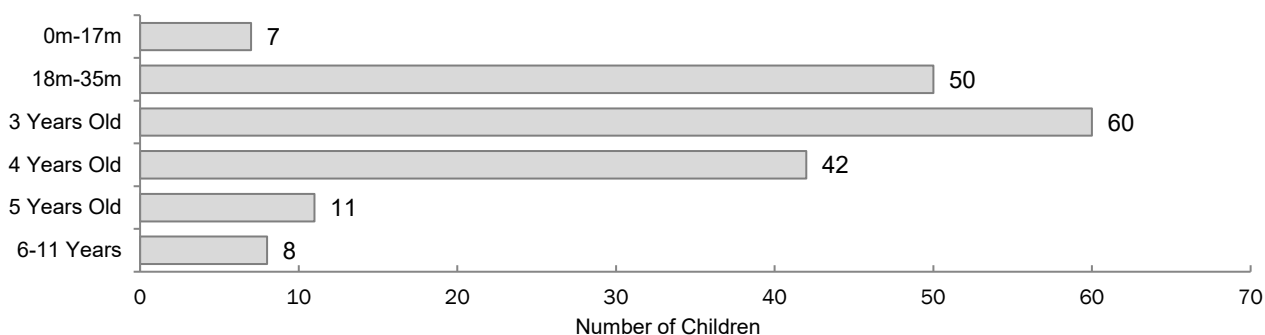
Children by Designation



Children by Program Type



Children by Age



Western Oregon  
UNIVERSITY

The Research Institute

# County Data Facts

All data as of January 31, 2021



## Curry

County Spark Participation

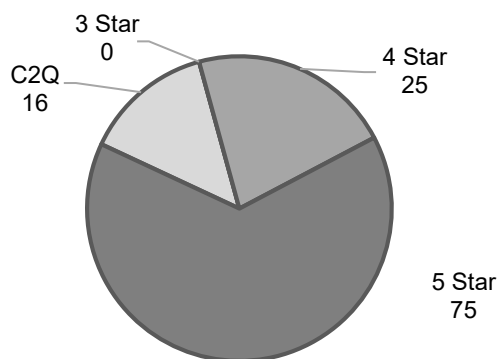
Star Rated Programs

	# Licensed	C2Q	3-Star	4-Star	5-Star
CC	3	0	0	0	0
CF	3	1	0	1	0
RF	1	0	0	0	0
HS	3	0	0	0	3
AP	0	0	0	0	0
Totals	10	1	0	1	3

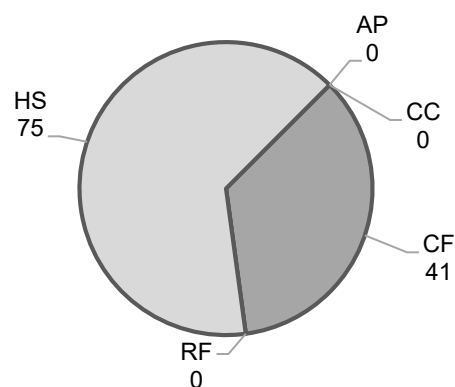
CC = Certified Center; CF = Certified Family; RF = Registered Family; HS = Head Start; AP = Alternative Pathway

### Children in Spark Programs: 116

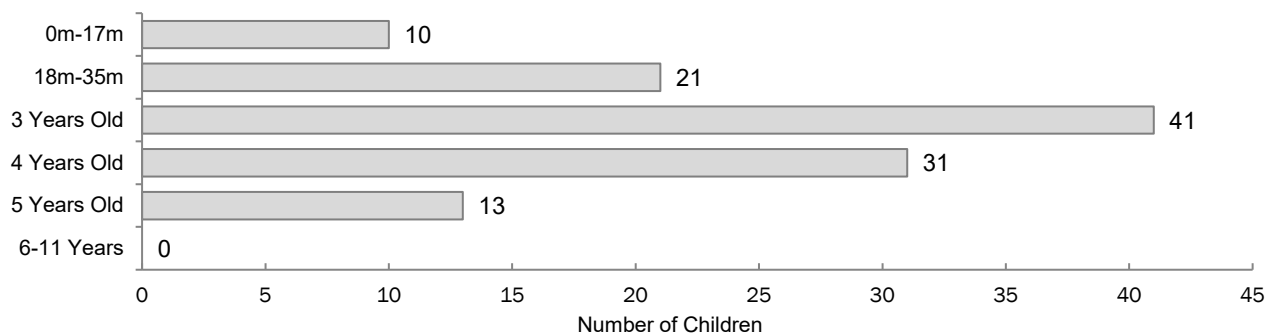
Children by Designation



Children by Program Type



Children by Age



Western Oregon  
UNIVERSITY

The Research Institute

# County Data Facts

All data as of January 31, 2021



## Deschutes

33

### County Spark Participation

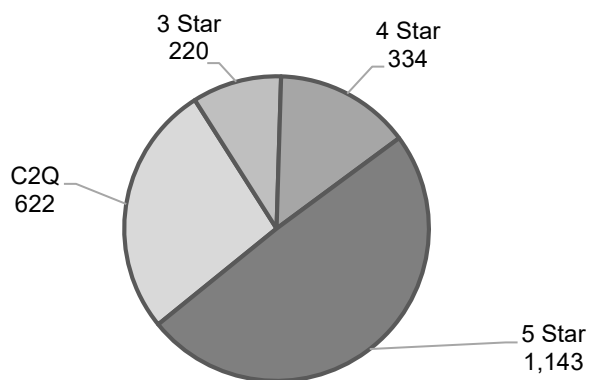
#### Star Rated Programs

	# Licensed	C2Q	3-Star	4-Star	5-Star
CC	57	9	1	4	6
CF	45	12	7	1	2
RF	44	5	4	0	0
HS	7	0	0	0	7
AP	0	1	0	1	0
Totals	153	27	12	6	15

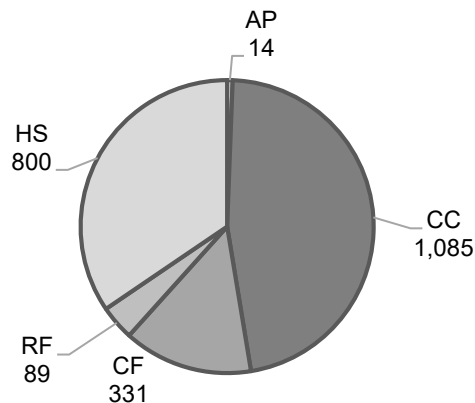
CC = Certified Center; CF = Certified Family; RF = Registered Family; HS = Head Start; AP = Alternative Pathway

### Children in Spark Programs: 2,319

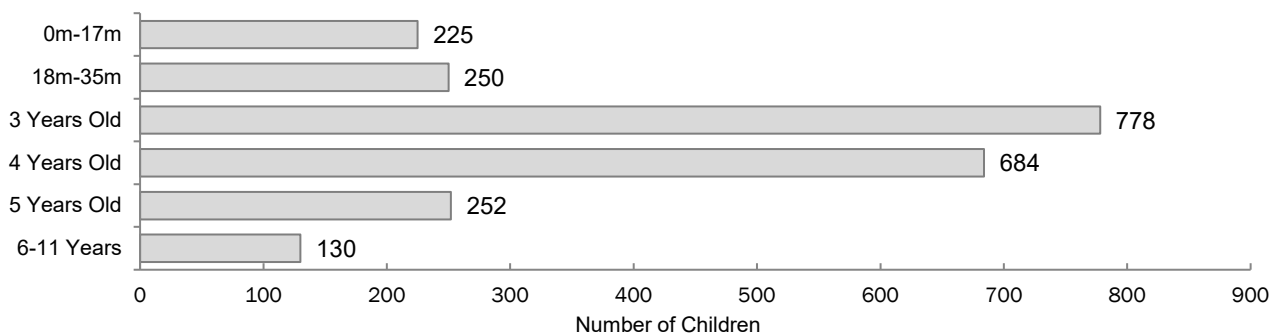
Children by Designation



Children by Program Type



Children by Age



Western Oregon  
UNIVERSITY

The Research Institute

# County Data Facts

All data as of January 31, 2021



## Douglas

21

### County Spark Participation

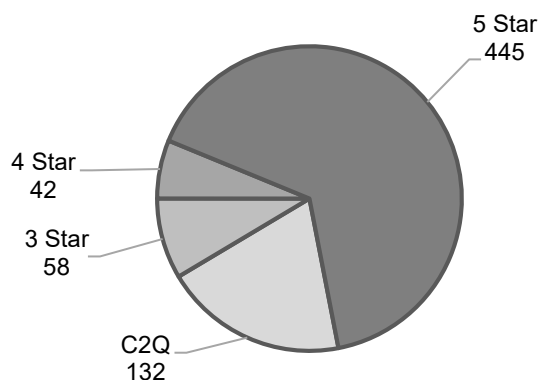
#### Star Rated Programs

	# Licensed	C2Q	3-Star	4-Star	5-Star
CC	16	2	1	0	3
CF	4	0	1	0	2
RF	38	4	1	0	2
HS	5	0	0	0	5
AP	7	1	1	2	3
Totals	70	7	4	2	15

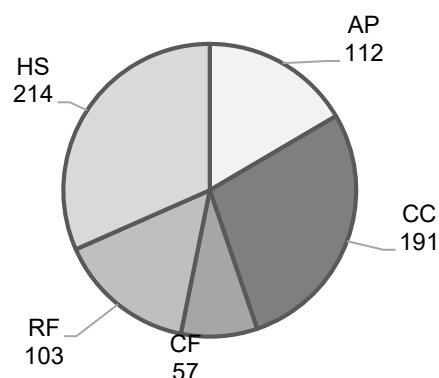
CC = Certified Center; CF = Certified Family; RF = Registered Family; HS = Head Start; AP = Alternative Pathway

### Children in Spark Programs: 677

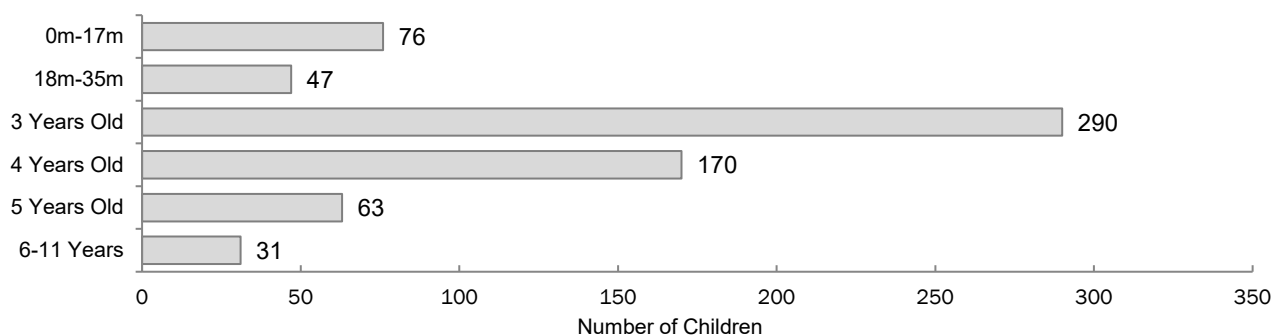
#### Children by Designation



#### Children by Program Type



#### Children by Age



Western Oregon  
UNIVERSITY

The Research Institute

# County Data Facts

All data as of January 31, 2021



## Gilliam

County Spark Participation

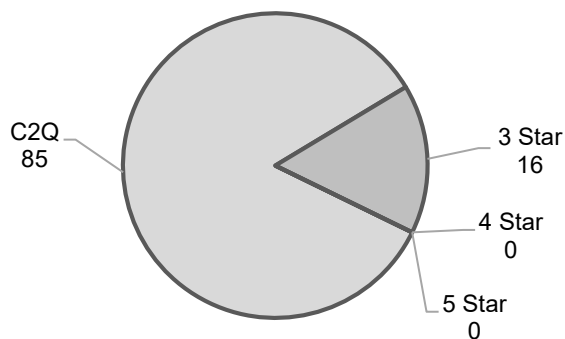
Star Rated Programs

	# Licensed	C2Q	3-Star	4-Star	5-Star
CC	1	1	0	0	0
CF	1	0	1	0	0
RF	0	0	0	0	0
HS	0	0	0	0	0
AP	0	0	0	0	0
Totals	2	1	1	0	0

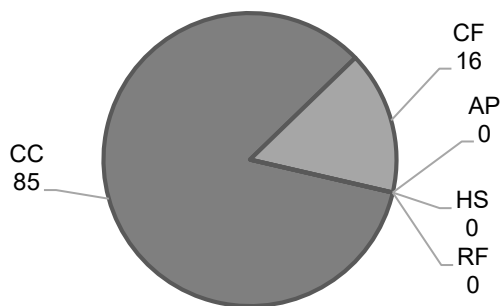
CC = Certified Center; CF = Certified Family; RF = Registered Family; HS = Head Start; AP = Alternative Pathway

### Children in Spark Programs: 101

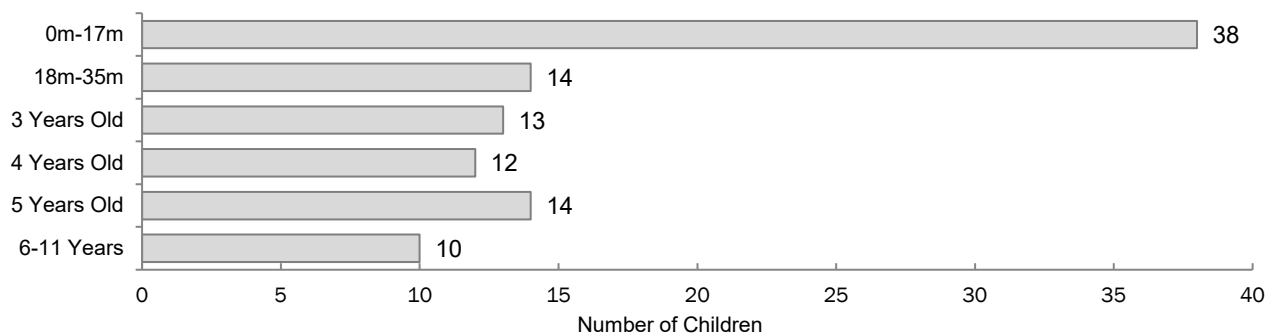
Children by Designation



Children by Program Type



Children by Age



Western Oregon  
UNIVERSITY

The Research Institute

# County Data Facts

All data as of January 31, 2021



## Grant

### County Spark Participation

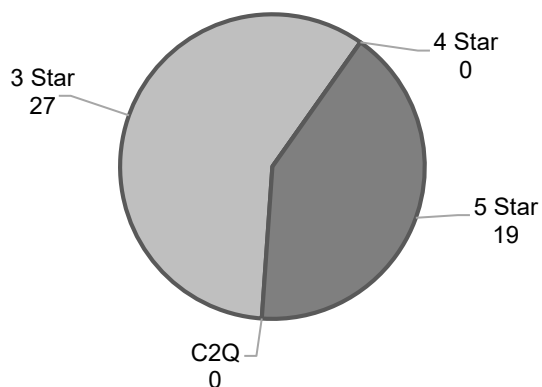
#### Star Rated Programs

	# Licensed	C2Q	3-Star	4-Star	5-Star
CC	1	0	1	0	0
CF	1	0	0	0	0
RF	1	0	0	0	0
HS	1	0	0	0	1
AP	0	0	0	0	0
Totals	4	0	1	0	1

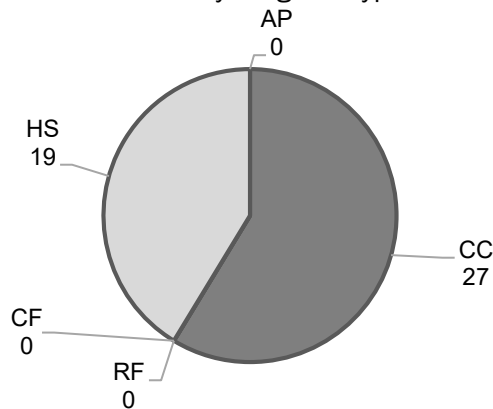
CC = Certified Center; CF = Certified Family; RF = Registered Family; HS = Head Start; AP = Alternative Pathway

### Children in Spark Programs: 46

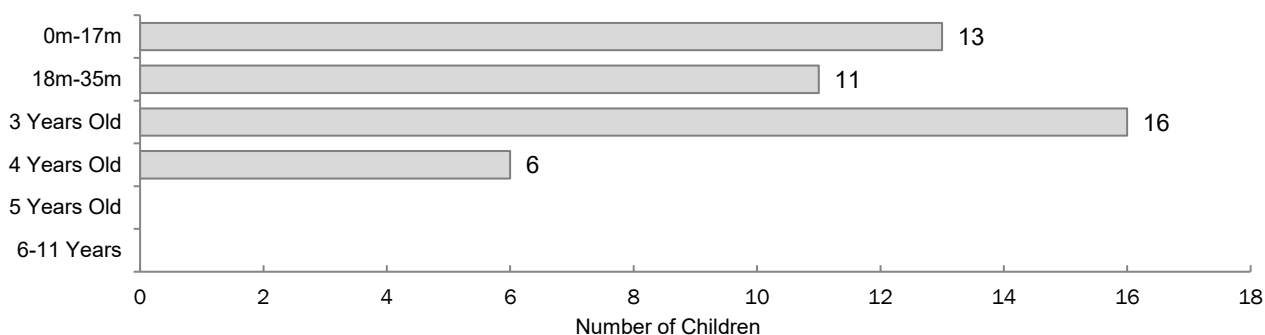
Children by Designation



Children by Program Type



Children by Age



Western Oregon  
UNIVERSITY

The Research Institute

# County Data Facts

All data as of January 31, 2021



## Harney

County Spark Participation

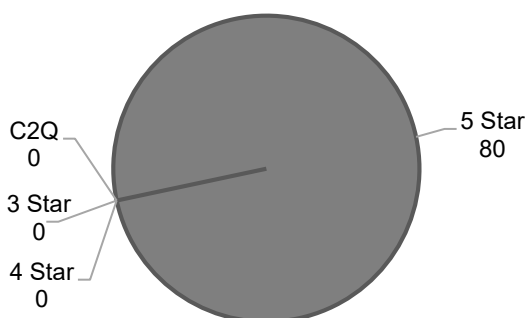
Star Rated Programs

	# Licensed	C2Q	3-Star	4-Star	5-Star
CC	0	0	0	0	0
CF	0	0	0	0	0
RF	3	0	0	0	0
HS	1	0	0	0	1
AP	1	0	0	0	0
Totals	5	0	0	0	1

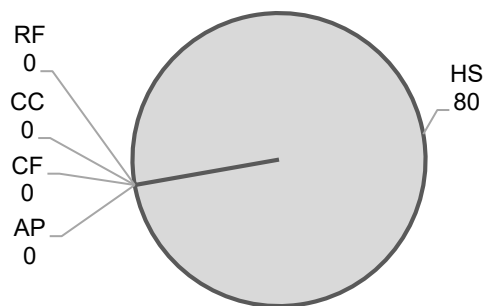
CC = Certified Center; CF = Certified Family; RF = Registered Family; HS = Head Start; AP = Alternative Pathway

### Children in Spark Programs: 80

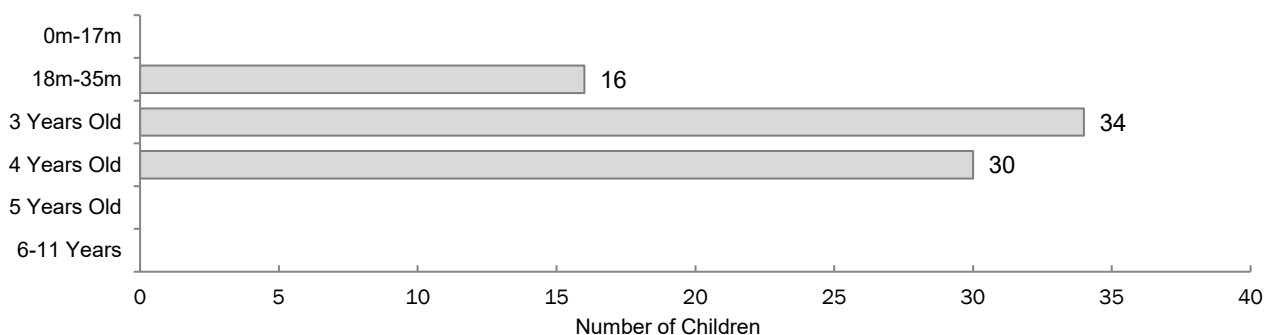
Children by Designation



Children by Program Type



Children by Age



Western Oregon  
UNIVERSITY

The Research Institute



# County Data Facts

All data as of January 31, 2021



## Hood River

7

### County Spark Participation

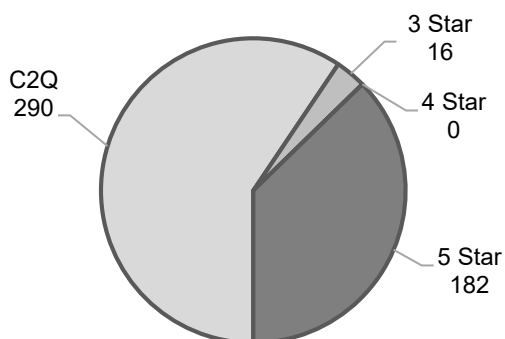
#### Star Rated Programs

	# Licensed	C2Q	3-Star	4-Star	5-Star
CC	11	5	0	0	0
CF	9	3	0	0	0
RF	12	3	0	0	0
HS	6	0	0	0	6
AP	1	0	1	0	0
Totals	39	11	1	0	6

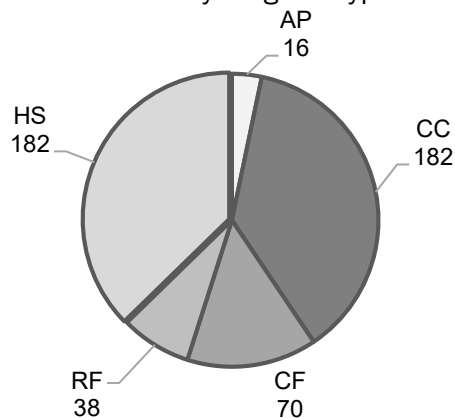
CC = Certified Center; CF = Certified Family; RF = Registered Family; HS = Head Start; AP = Alternative Pathway

### Children in Spark Programs: 488

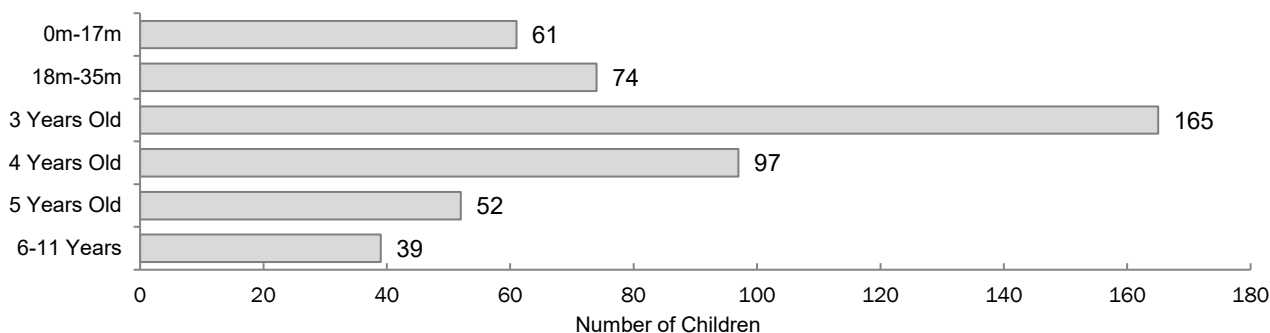
Children by Designation



Children by Program Type



Children by Age



Western Oregon  
UNIVERSITY

The Research Institute

# County Data Facts

All data as of January 31, 2021



## Jackson

45

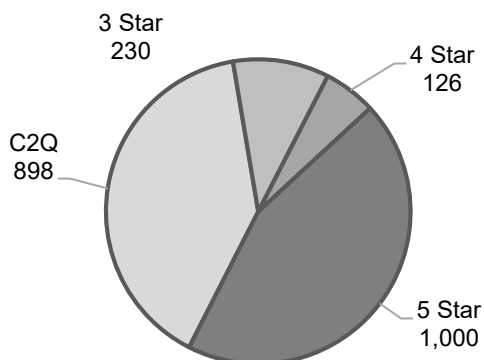
### Star Rated Programs

	# Licensed	C2Q	3-Star	4-Star	5-Star
CC	39	7	2	2	2
CF	44	11	11	3	1
RF	78	17	9	0	0
HS	16	1	0	0	15
AP	1	1	0	0	0
Totals	178	37	22	5	18

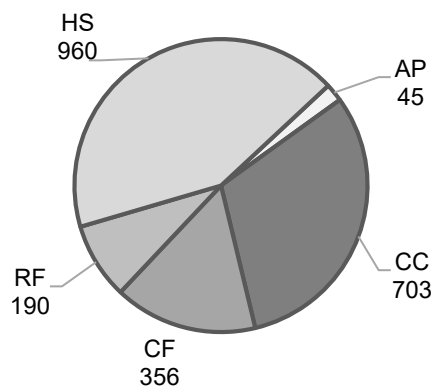
CC = Certified Center; CF = Certified Family; RF = Registered Family; HS = Head Start; AP = Alternative Pathway

### Children in Spark Programs: 2,254

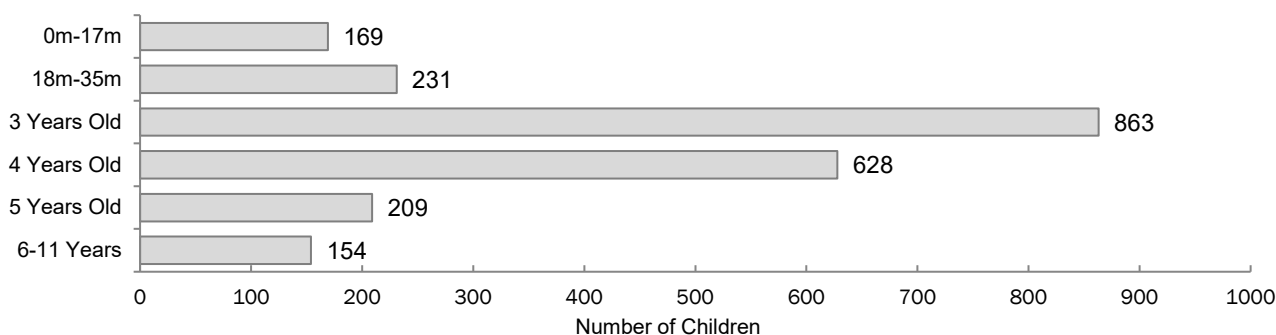
Children by Designation



Children by Program Type



Children by Age



Western Oregon  
UNIVERSITY

The Research Institute

# County Data Facts

All data as of January 31, 2021



## Jefferson

County Spark Participation

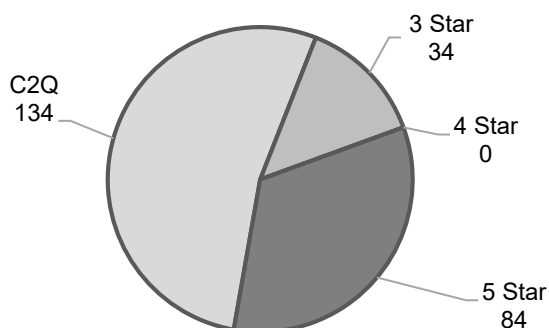
Star Rated Programs

	# Licensed	C2Q	3-Star	4-Star	5-Star
CC	4	1	1	0	0
CF	2	1	0	0	0
RF	4	1	0	0	0
HS	2	0	0	0	2
AP	1	0	1	0	0
Totals	13	3	2	0	2

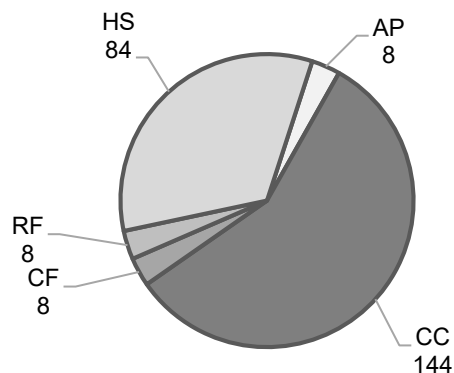
CC = Certified Center; CF = Certified Family; RF = Registered Family; HS = Head Start; AP = Alternative Pathway

### Children in Spark Programs: 252

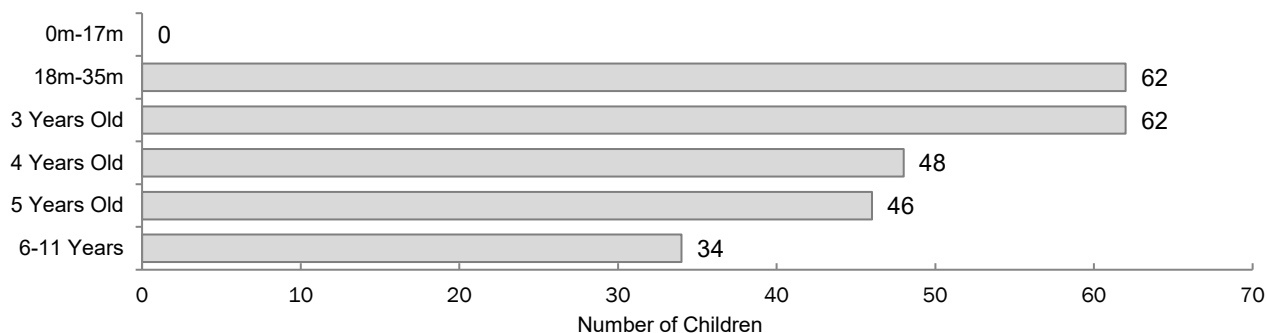
Children by Designation



Children by Program Type



Children by Age



Western Oregon  
UNIVERSITY

The Research Institute

# County Data Facts

All data as of January 31, 2021



## Josephine

17

### County Spark Participation

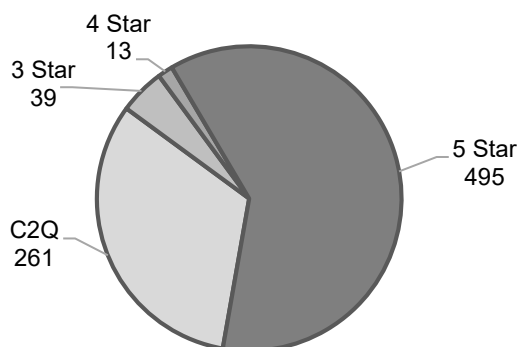
#### Star Rated Programs

	# Licensed	C2Q	3-Star	4-Star	5-Star
CC	23	6	0	0	1
CF	11	2	2	0	1
RF	16	0	2	1	0
HS	7	0	0	0	9
AP	1	0	0	0	1
Totals	58	8	4	1	12

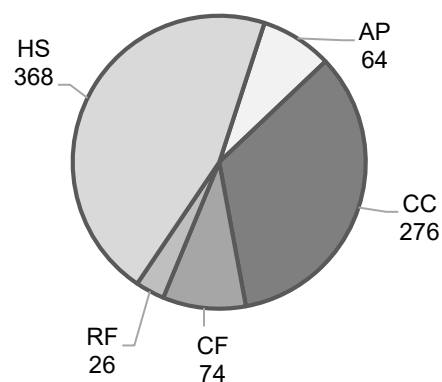
CC = Certified Center; CF = Certified Family; RF = Registered Family; HS = Head Start; AP = Alternative Pathway

### Children in Spark Programs: 808

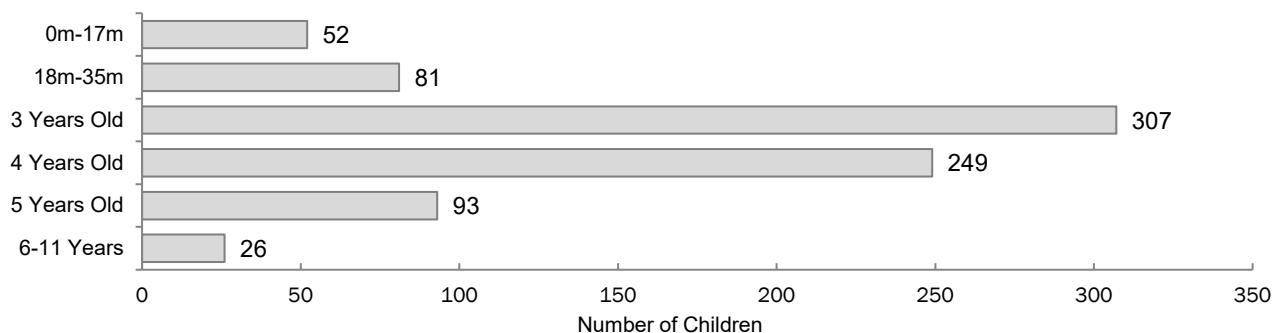
Children by Designation



Children by Program Type



Children by Age



Western Oregon  
UNIVERSITY

The Research Institute

# County Data Facts

All data as of January 31, 2021



## Klamath

10

### County Spark Participation

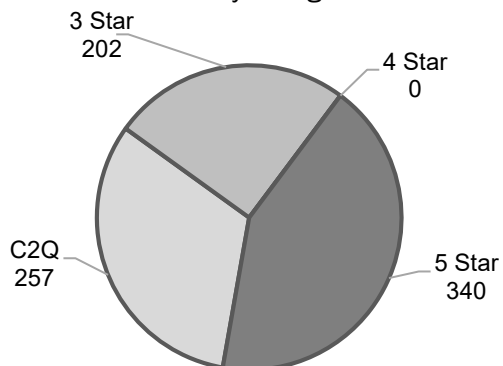
#### Star Rated Programs

	# Licensed	C2Q	3-Star	4-Star	5-Star
CC	11	1	1	0	1
CF	4	1	2	0	1
RF	20	2	1	0	0
HS	5	1	0	0	4
AP	1	2	0	0	0
Totals	41	7	4	0	6

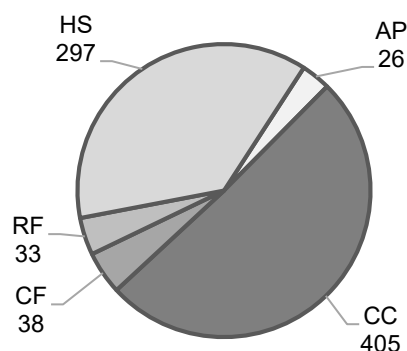
CC = Certified Center; CF = Certified Family; RF = Registered Family; HS = Head Start; AP = Alternative Pathway

### Children in Spark Programs: 799

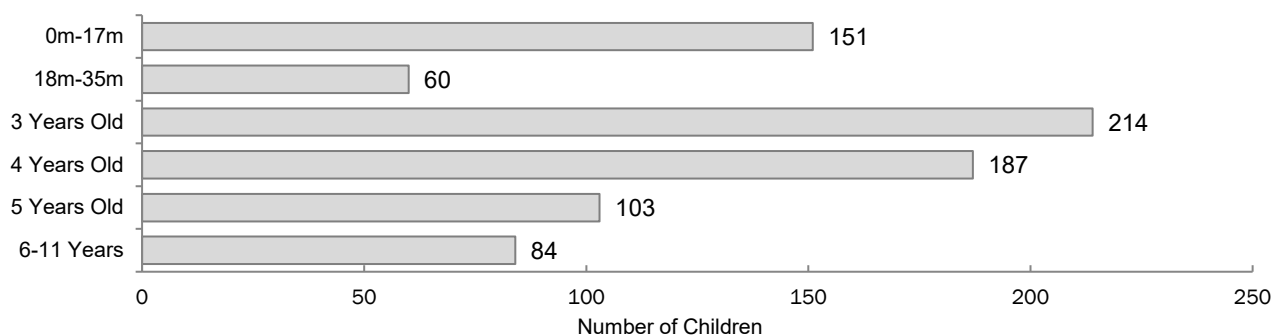
Children by Designation



Children by Program Type



Children by Age



Western Oregon  
UNIVERSITY

The Research Institute

# County Data Facts

All data as of January 31, 2021



## Lake

### County Spark Participation


County Spark Participation

	# Licensed	C2Q	Star Rated Programs		
			3-Star	4-Star	5-Star
CC	0	0	0	0	0
CF	0	0	0	0	0
RF	0	0	0	0	0
HS	1	0	0	0	1
AP	0	0	0	0	0
Totals	1	0	0	0	1

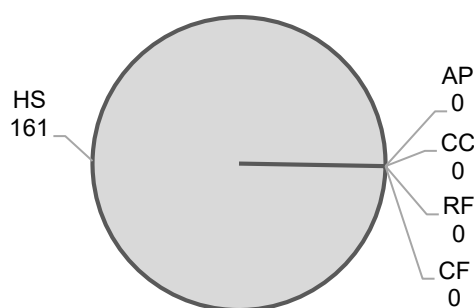
CC = Certified Center; CF = Certified Family; RF = Registered Family; HS = Head Start; AP = Alternative Pathway

### Children in Spark Programs: 161

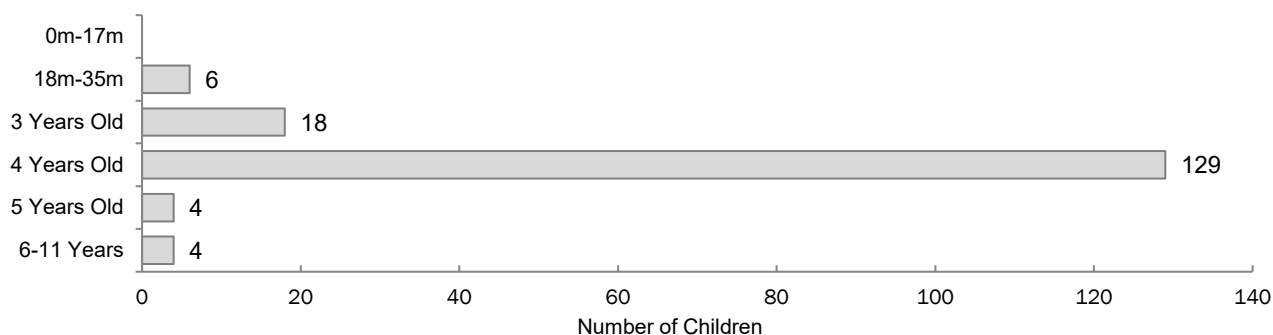
Children by Designation



Children by Program Type



Children by Age



Western Oregon  
UNIVERSITY

The Research Institute

# County Data Facts

All data as of January 31, 2021



## Lane

79

### County Spark Participation

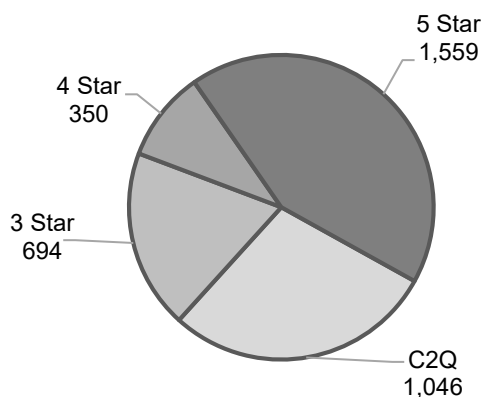
#### Star Rated Programs

	# Licensed	C2Q	3-Star	4-Star	5-Star
CC	83	18	10	2	11
CF	68	11	8	9	7
RF	98	1	6	0	1
HS	19	0	0	0	19
AP	7	1	1	4	1
Totals	275	31	25	15	39

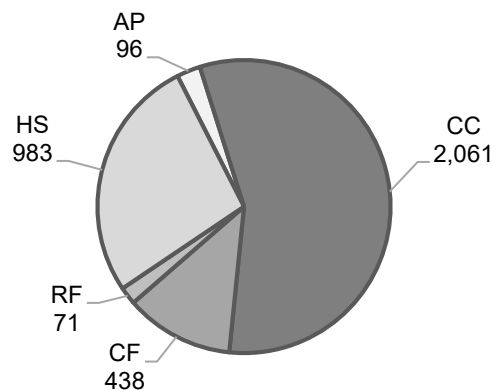
CC = Certified Center; CF = Certified Family; RF = Registered Family; HS = Head Start; AP = Alternative Pathway

### Children in Spark Programs: 3,649

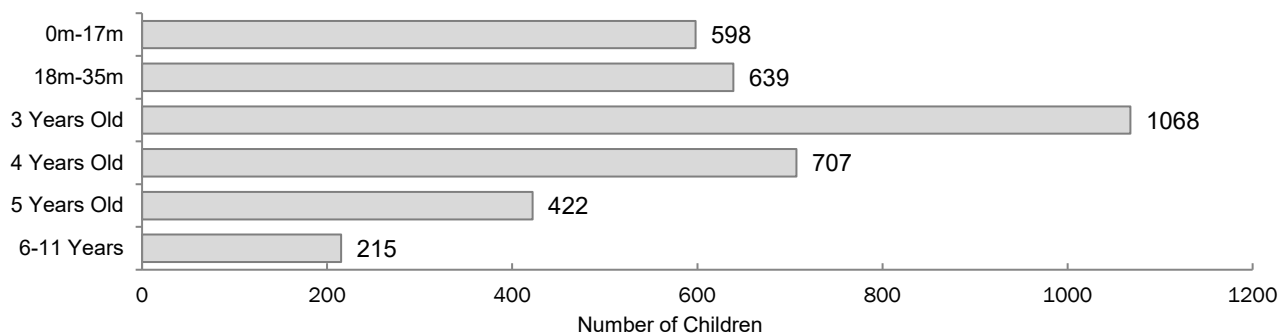
#### Children by Designation



#### Children by Program Type



#### Children by Age



Western Oregon  
UNIVERSITY

The Research Institute

# County Data Facts

All data as of January 31, 2021



## Lincoln

### County Spark Participation

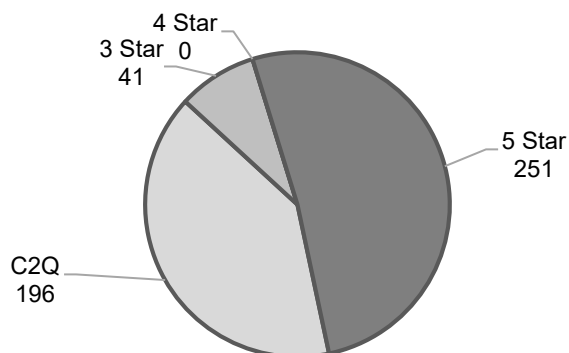
#### Star Rated Programs

	# Licensed	C2Q	3-Star	4-Star	5-Star
CC	5	1	0	0	1
CF	6	1	1	0	0
RF	9	0	2	0	0
HS	3	0	0	0	3
AP	3	5	0	0	0
Totals	23	2	3	0	4

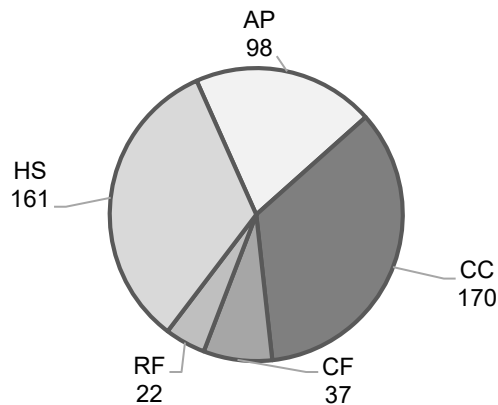
CC = Certified Center; CF = Certified Family; RF = Registered Family; HS = Head Start; AP = Alternative Pathway

### Children in Spark Programs: 488

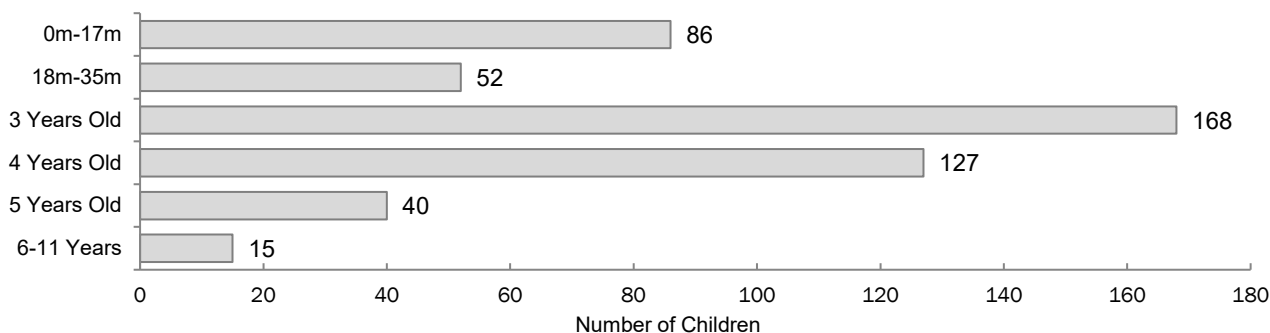
#### Children by Designation



#### Children by Program Type



#### Children by Age



Western Oregon  
UNIVERSITY

The Research Institute



# County Data Facts

All data as of January 31, 2021



## Linn

13

### County Spark Participation

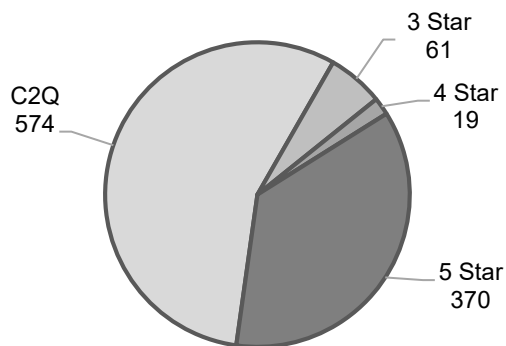
#### Star Rated Programs

	# Licensed	C2Q	3-Star	4-Star	5-Star
CC	17	9	1	0	1
CF	14	5	2	0	0
RF	41	6	4	1	0
HS	4	0	0	0	4
AP	0	1	0	0	0
Totals	76	21	7	1	5

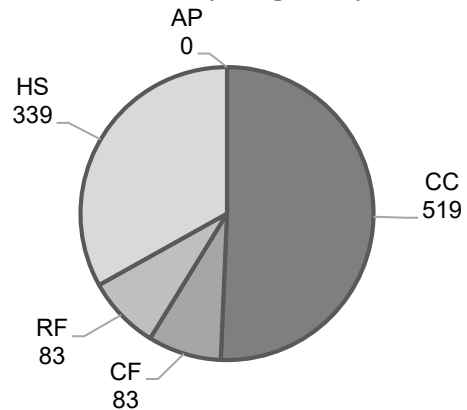
CC = Certified Center; CF = Certified Family; RF = Registered Family; HS = Head Start; AP = Alternative Pathway

### Children in Spark Programs: 1,024

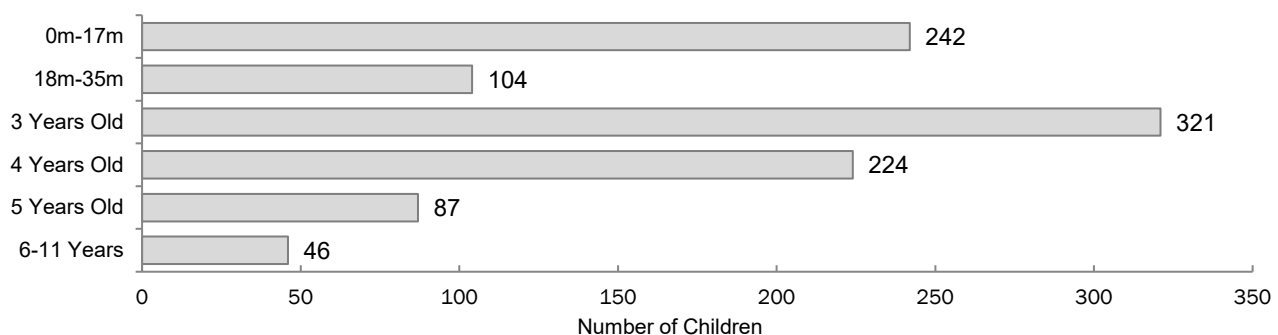
Children by Designation



Children by Program Type



Children by Age



Western Oregon  
UNIVERSITY

The Research Institute

# County Data Facts

All data as of January 31, 2021



## Malheur

11

### County Spark Participation

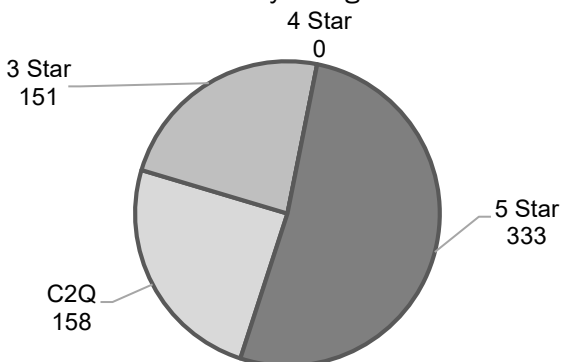
#### Star Rated Programs

	# Licensed	C2Q	3-Star	4-Star	5-Star
CC	6	2	1	0	0
CF	4	1	2	0	0
RF	12	3	4	0	0
HS	4	0	0	0	4
AP	3	3	0	0	0
Totals	29	9	7	0	4

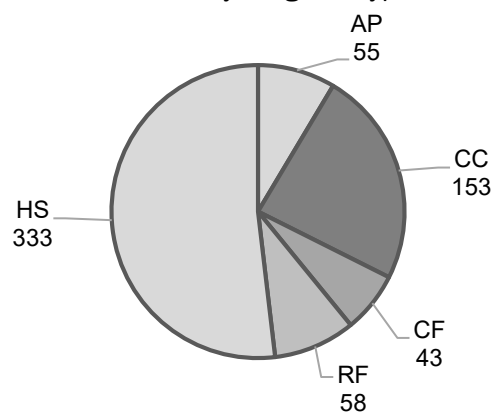
CC = Certified Center; CF = Certified Family; RF = Registered Family; HS = Head Start; AP = Alternative Pathway

### Children in Spark Programs: 642

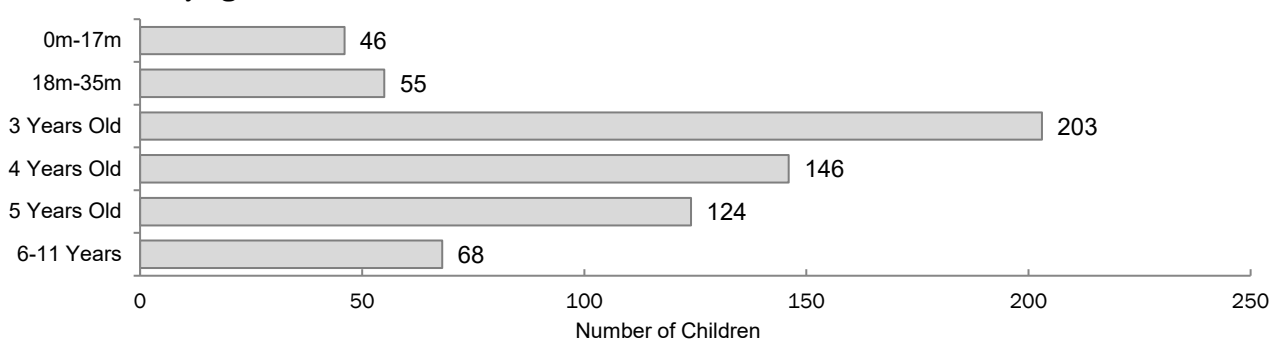
Children by Designation



Children by Program Type



Children by Age



Western Oregon  
UNIVERSITY

The Research Institute

# County Data Facts

All data as of January 31, 2021



## Marion

60

### County Spark Participation

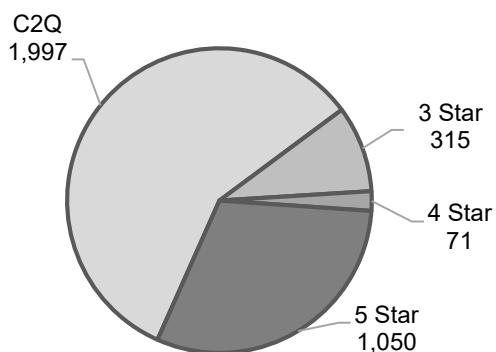
#### Star Rated Programs

	# Licensed	C2Q	3-Star	4-Star	5-Star
CC	68	35	2	2	1
CF	70	9	10	3	11
RF	148	22	10	0	2
HS	14	2	0	0	16
AP	12	4	0	0	3
Totals	312	72	22	5	33

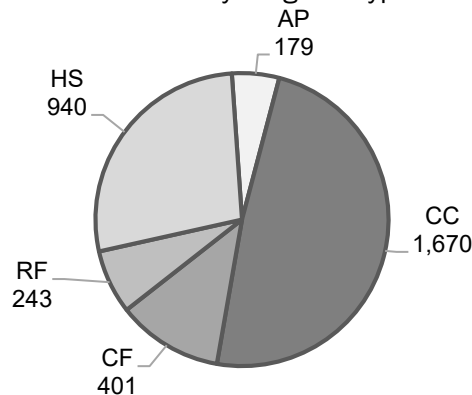
CC = Certified Center; CF = Certified Family; RF = Registered Family; HS = Head Start; AP = Alternative Pathway

### Children in Spark Programs: 3,433

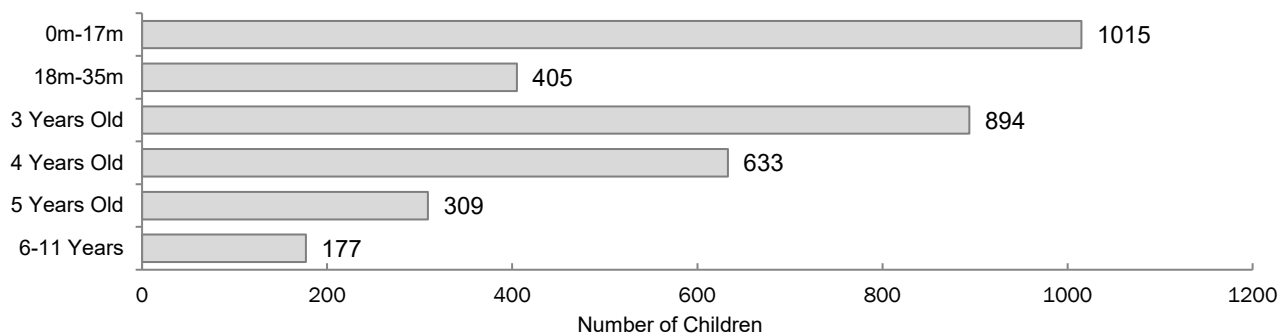
#### Children by Designation



#### Children by Program Type



#### Children by Age



Western Oregon  
UNIVERSITY

The Research Institute

# County Data Facts

All data as of January 31, 2021



## Morrow

County Spark Participation

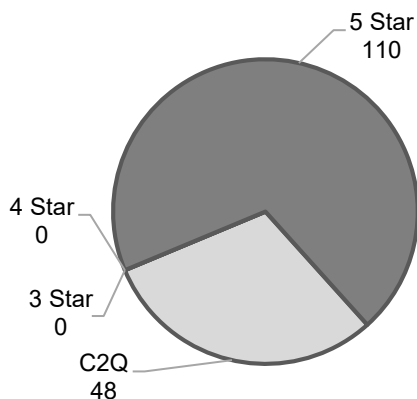
Star Rated Programs

	# Licensed	C2Q	3-Star	4-Star	5-Star
CC	5	1	0	0	0
CF	0	0	0	0	0
RF	1	0	0	0	0
HS	2	0	0	0	2
AP	0	0	0	0	0
Totals	8	1	0	0	2

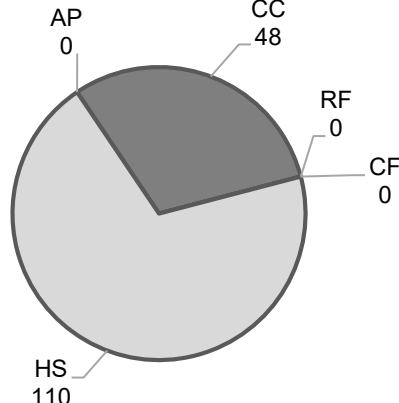
CC = Certified Center; CF = Certified Family; RF = Registered Family; HS = Head Start; AP = Alternative Pathway

### Children in Spark Programs: 158

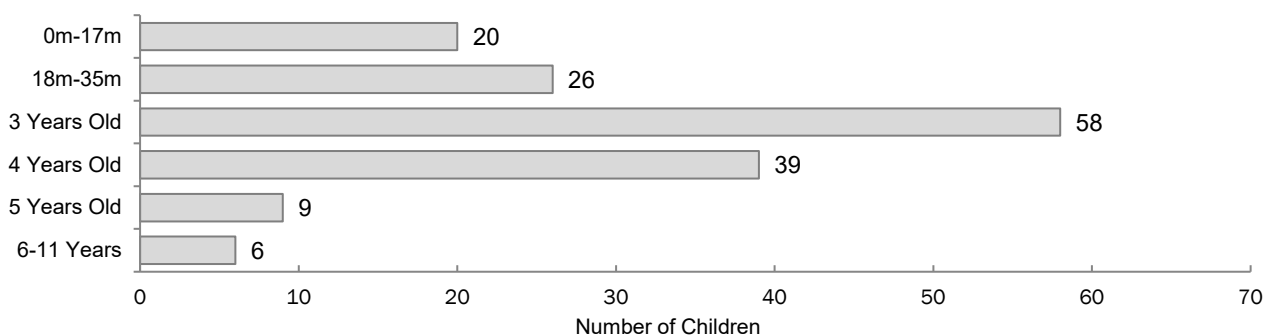
Children by Designation



Children by Program Type



Children by Age



Western Oregon  
UNIVERSITY

The Research Institute

# County Data Facts

All data as of January 31, 2021



## Multnomah

145

### County Spark Participation

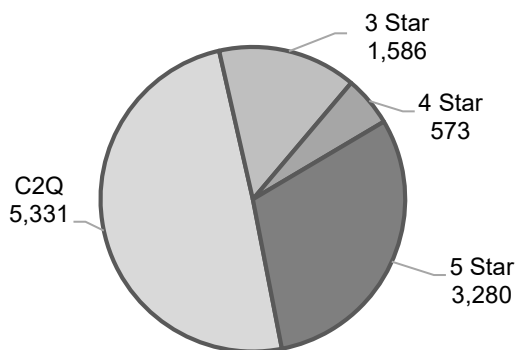
#### Star Rated Programs

	# Licensed	C2Q	3-Star	4-Star	5-Star
CC	235	72	14	7	11
CF	216	63	19	5	13
RF	353	40	25	0	0
HS	27	2	1	0	43
AP	14	1	3	1	3
Totals	845	178	62	13	70

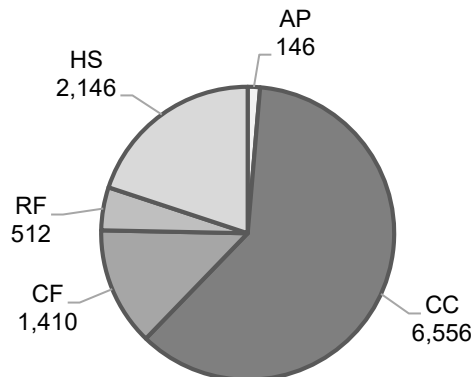
CC = Certified Center; CF = Certified Family; RF = Registered Family; HS = Head Start; AP = Alternative Pathway

### Children in Spark Programs: 10,770

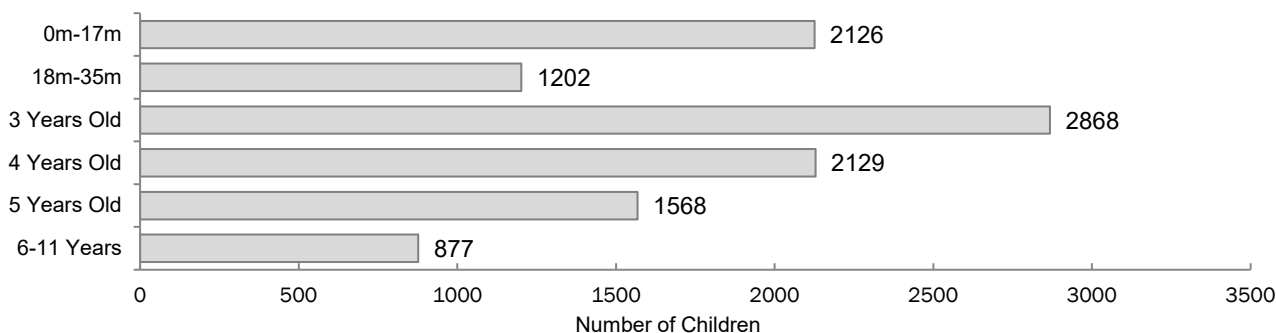
Children by Designation



Children by Program Type



Children by Age



Western Oregon  
UNIVERSITY

The Research Institute

# County Data Facts

All data as of January 31, 2021



## Polk

16

### County Spark Participation

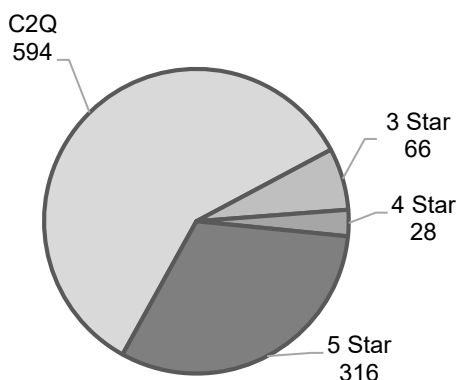
#### Star Rated Programs

	# Licensed	C2Q	3-Star	4-Star	5-Star
CC	18	8	1	0	3
CF	21	12	2	1	1
RF	27	9	2	2	0
HS	3	0	0	0	4
AP	1	0	0	0	0
Totals	70	29	5	3	8

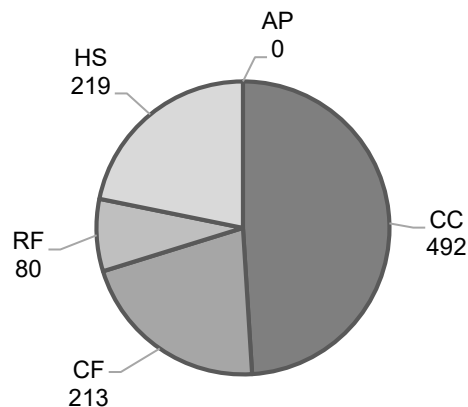
CC = Certified Center; CF = Certified Family; RF = Registered Family; HS = Head Start; AP = Alternative Pathway

### Children in Spark Programs: 1,004

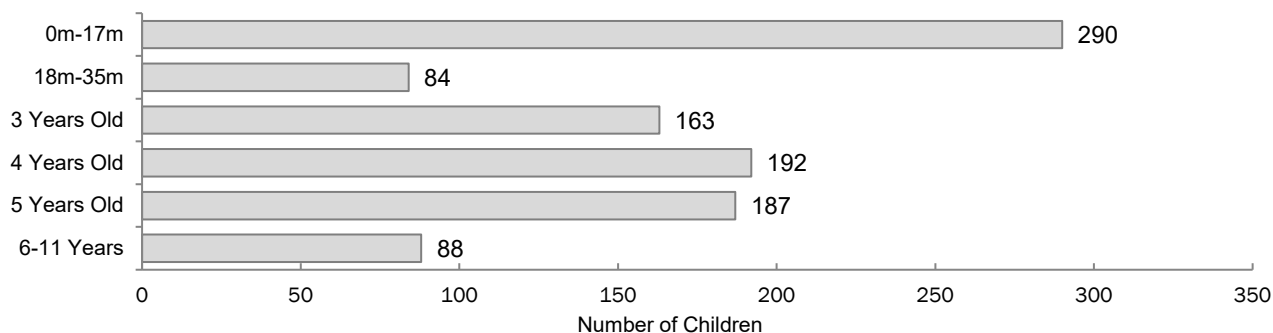
#### Children by Designation



#### Children by Program Type



#### Children by Age



Western Oregon  
UNIVERSITY

The Research Institute

# County Data Facts

All data as of January 31, 2021



## Sherman

County Spark Participation

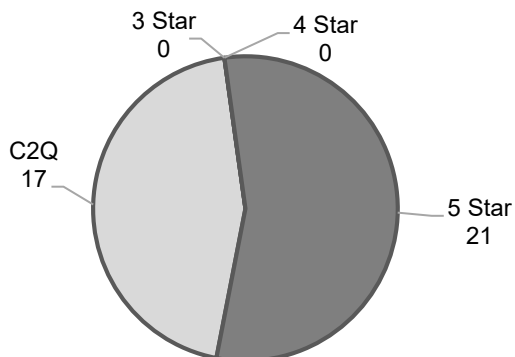
Star Rated Programs

	# Licensed	C2Q	3-Star	4-Star	5-Star
CC	1	0	0	0	1
CF	2	1	0	0	0
RF	0	0	0	0	0
HS	0	0	0	0	0
AP	0	0	0	0	0
Totals	3	1	0	0	1

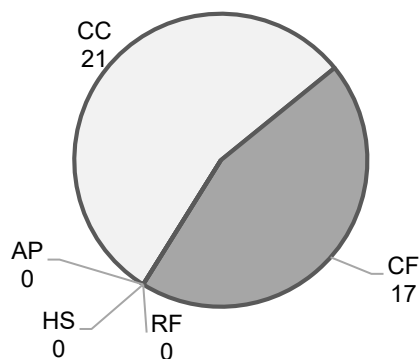
CC = Certified Center; CF = Certified Family; RF = Registered Family; HS = Head Start; AP = Alternative Pathway

### Children in Spark Programs: 38

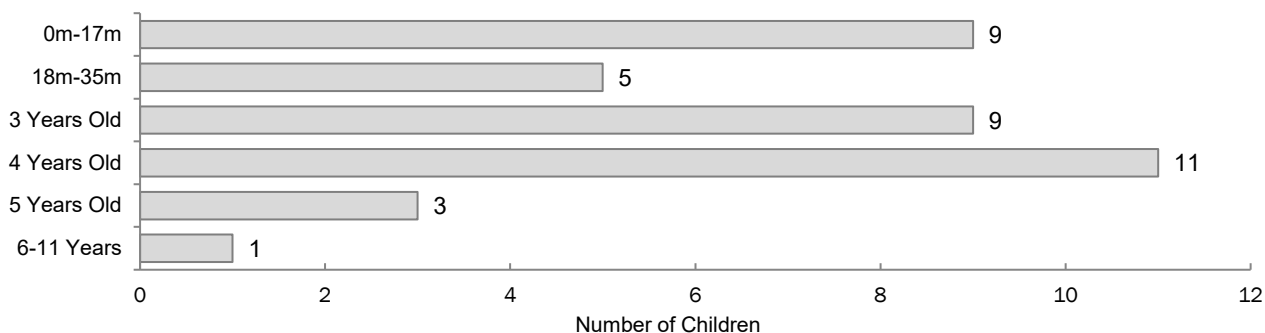
Children by Designation



Children by Program Type



Children by Age



Western Oregon  
UNIVERSITY

The Research Institute

# County Data Facts

All data as of January 31, 2021



## Tillamook

County Spark Participation

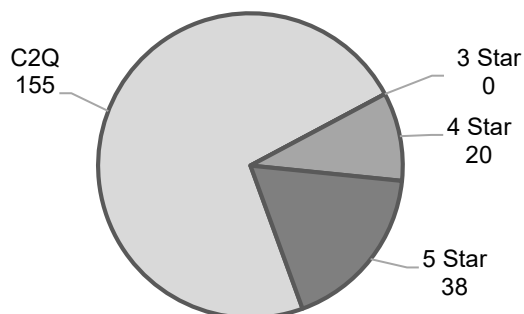
Star Rated Programs

	# Licensed	C2Q	3-Star	4-Star	5-Star
CC	4	2	0	1	0
CF	1	1	0	0	0
RF	6	3	0	0	0
HS	0	0	0	0	1
AP	1	1	0	1	0
Totals	12	7	0	2	1

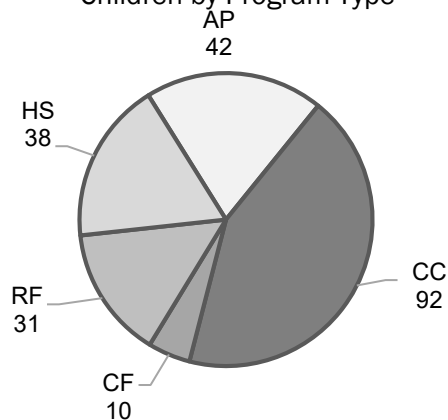
CC = Certified Center; CF = Certified Family; RF = Registered Family; HS = Head Start; AP = Alternative Pathway

### Children in Spark Programs: 213

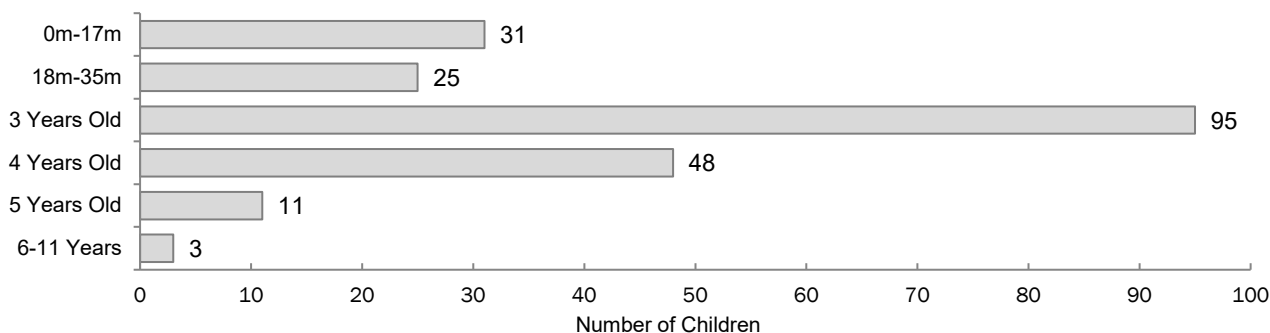
Children by Designation



Children by Program Type



Children by Age



Western Oregon  
UNIVERSITY

The Research Institute



# County Data Facts

All data as of January 31, 2021



## Umatilla

17

### County Spark Participation

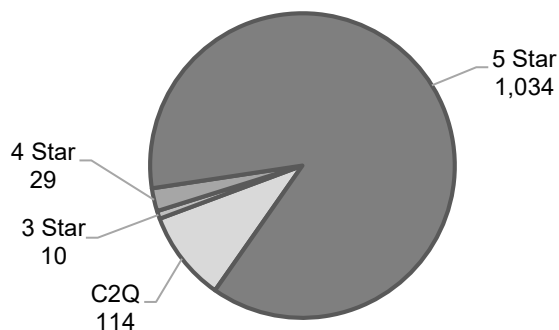
#### Star Rated Programs

	# Licensed	C2Q	3-Star	4-Star	5-Star
CC	12	1	0	0	1
CF	13	2	1	1	1
RF	37	6	1	1	0
HS	11	0	0	0	11
AP	0	0	0	0	0
Totals	73	9	2	2	13

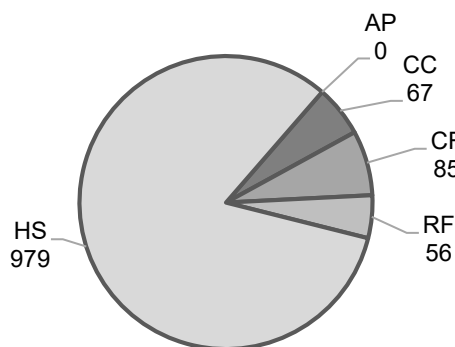
CC = Certified Center; CF = Certified Family; RF = Registered Family; HS = Head Start; AP = Alternative Pathway

### Children in Spark Programs: 1,187

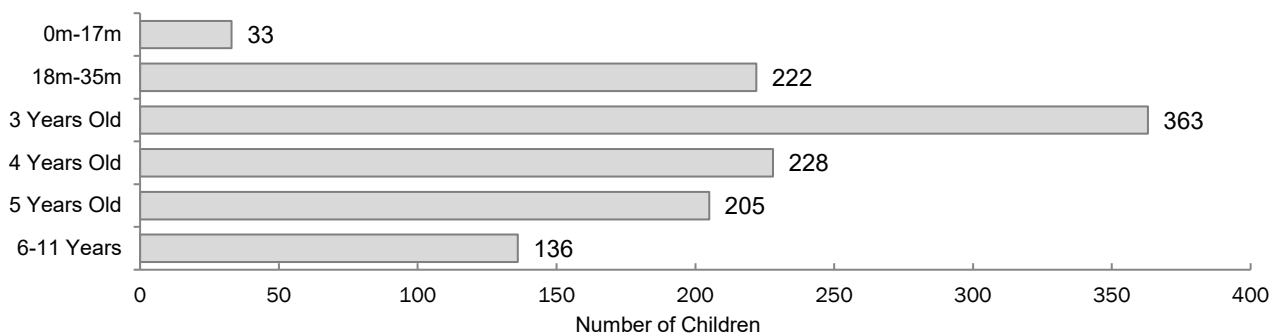
#### Children by Designation



#### Children by Program Type



#### Children by Age



Western Oregon  
UNIVERSITY

The Research Institute

# County Data Facts

All data as of January 31, 2021



## Union



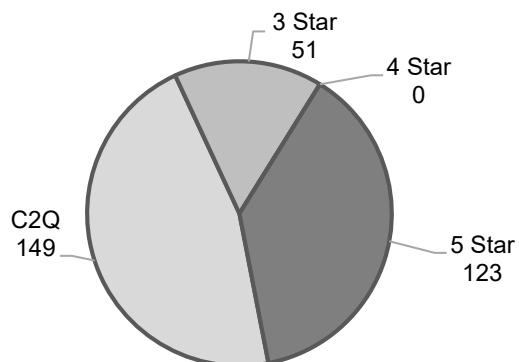
### County Spark Participation

	# Licensed	C2Q	Star Rated Programs		
			3-Star	4-Star	5-Star
CC	3	0	0	0	0
CF	4	1	1	0	0
RF	27	15	4	0	0
HS	3	0	0	0	4
AP	0	0	0	0	0
Totals	37	16	5	0	4

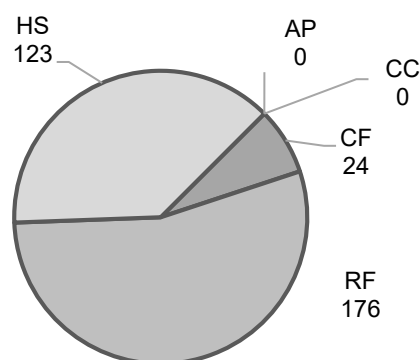
CC = Certified Center; CF = Certified Family; RF = Registered Family; HS = Head Start; AP = Alternative Pathway

### Children in Spark Programs: 323

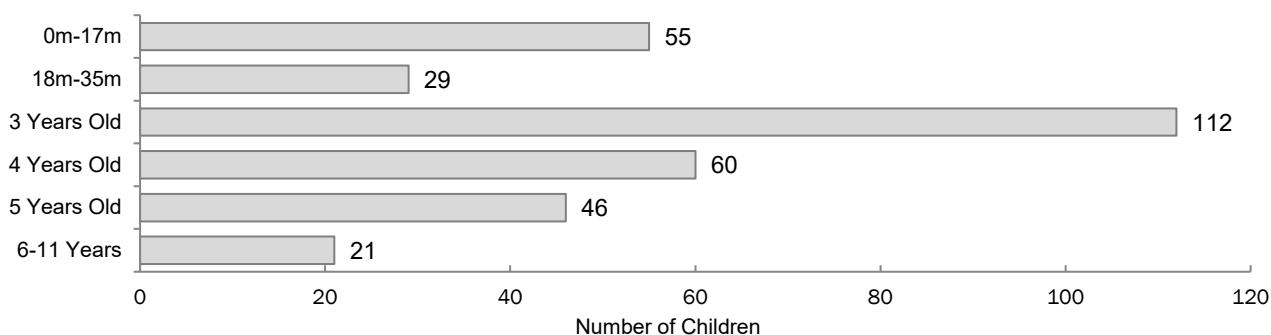
Children by Designation



Children by Program Type



Children by Age



Western Oregon  
UNIVERSITY

The Research Institute

# County Data Facts

All data as of January 31, 2021



## Wallowa

County Spark Participation

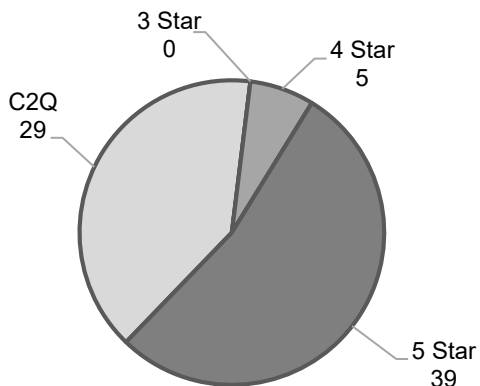
Star Rated Programs

	# Licensed	C2Q	3-Star	4-Star	5-Star
CC	1	0	0	1	0
CF	3	1	0	0	0
RF	3	2	0	0	0
HS	2	0	0	0	2
AP	0	0	0	0	0
Totals	9	3	0	1	2

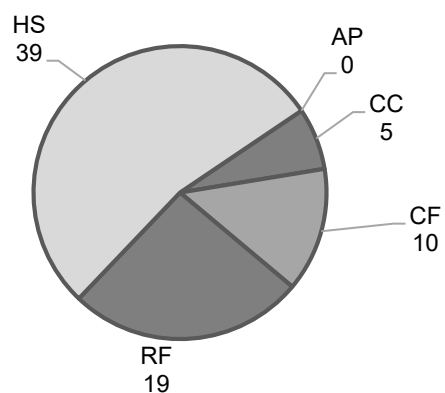
CC = Certified Center; CF = Certified Family; RF = Registered Family; HS = Head Start; AP = Alternative Pathway

### Children in Spark Programs: 73

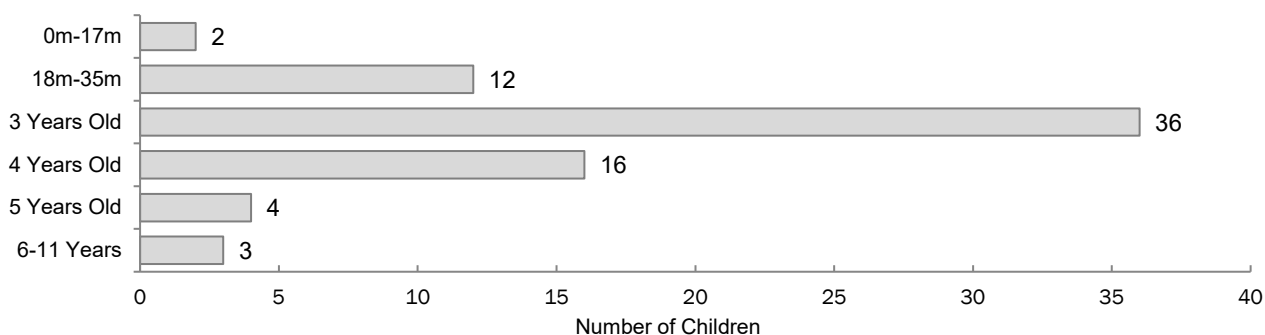
Children by Designation



Children by Program Type



Children by Age



Western Oregon  
UNIVERSITY

The Research Institute

# County Data Facts

All data as of January 31, 2021



## Wasco

7

### County Spark Participation

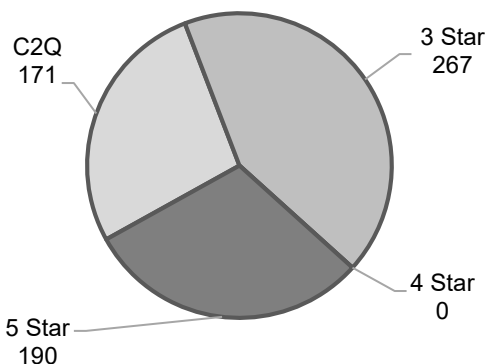
#### Star Rated Programs

	# Licensed	C2Q	3-Star	4-Star	5-Star
CC	3	1	1	0	0
CF	6	4	1	0	0
RF	21	9	0	0	0
HS	5	0	0	0	5
AP	1	0	0	0	0
Totals	36	14	2	0	5

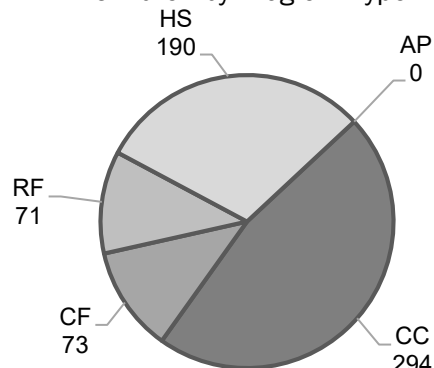
CC = Certified Center; CF = Certified Family; RF = Registered Family; HS = Head Start; AP = Alternative Pathway

### Children in Spark Programs: 628

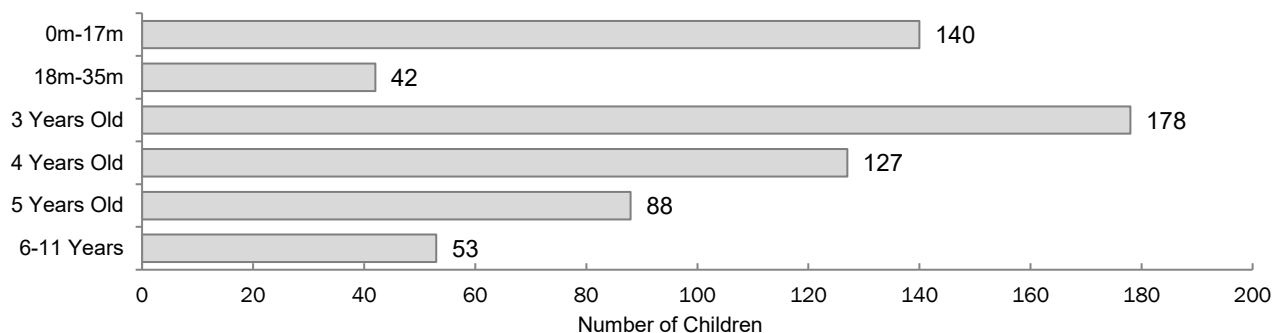
#### Children by Designation



#### Children by Program Type



#### Children by Age



Western Oregon  
UNIVERSITY

The Research Institute

# County Data Facts

All data as of January 31, 2021



## Washington

75

### County Spark Participation

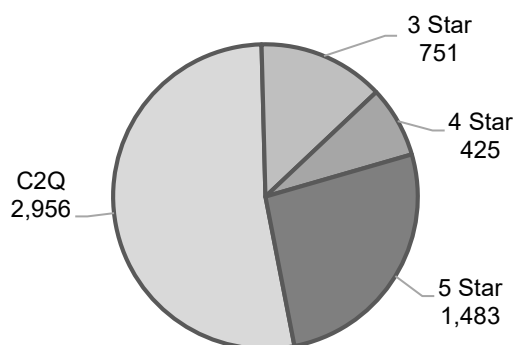
#### Star Rated Programs

	# Licensed	C2Q	3-Star	4-Star	5-Star
CC	155	30	7	5	3
CF	187	64	15	5	9
RF	211	57	8	1	1
HS	13	1	0	0	14
AP	7	6	3	1	3
Totals	573	158	33	12	30

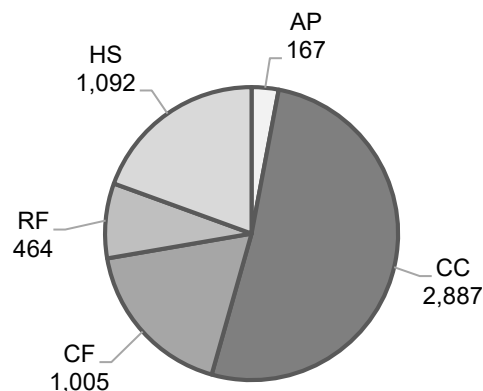
CC = Certified Center; CF = Certified Family; RF = Registered Family; HS = Head Start; AP = Alternative Pathway

### Children in Spark Programs: 5,615

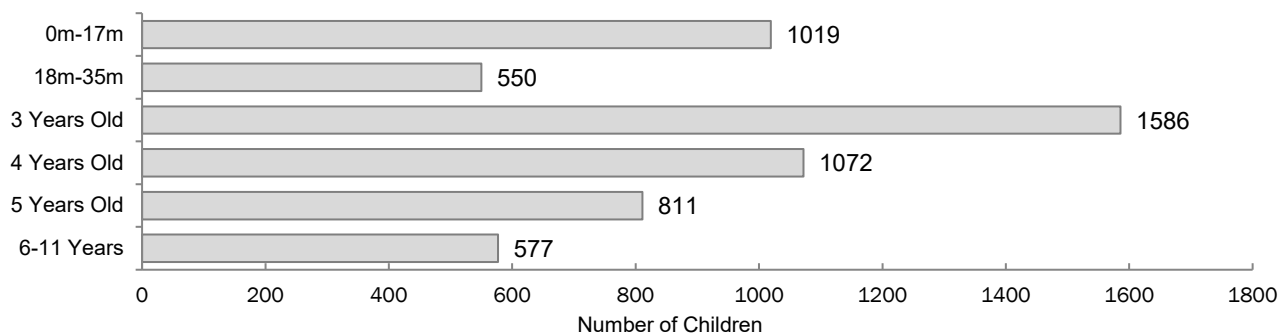
#### Children by Designation



#### Children by Program Type



#### Children by Age



Western Oregon  
UNIVERSITY

The Research Institute

# County Data Facts

All data as of January 31, 2021



## Wheeler

County Spark Participation

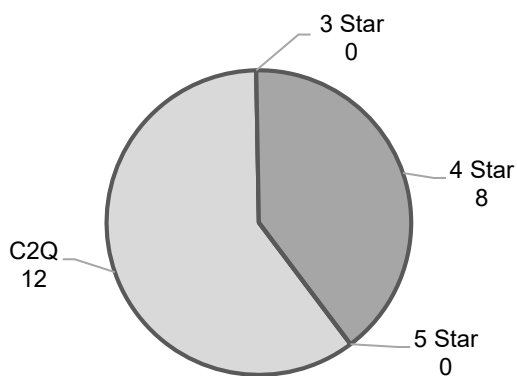
Star Rated Programs

	# Licensed	C2Q	3-Star	4-Star	5-Star
CC	0	0	0	0	0
CF	0	0	0	0	0
RF	1	0	0	0	0
HS	0	0	0	0	0
AP	2	1	0	1	0
Totals	3	1	0	1	0

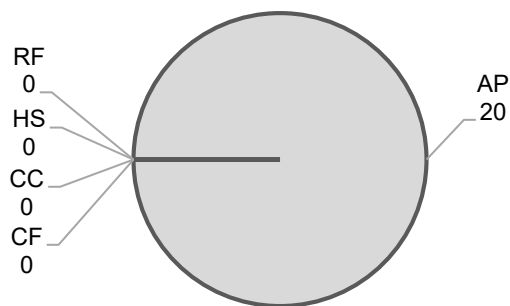
CC = Certified Center; CF = Certified Family; RF = Registered Family; HS = Head Start; AP = Alternative Pathway

### Children in Spark Programs: 20

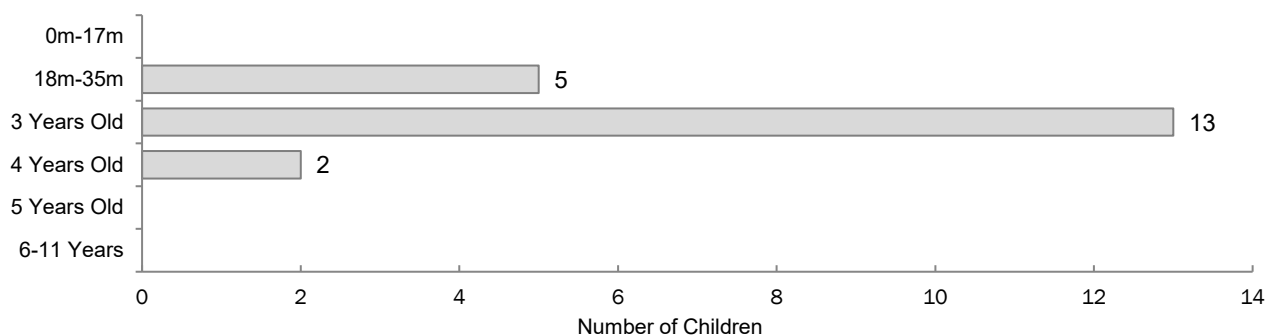
Children by Designation



Children by Program Type



Children by Age



Western Oregon  
UNIVERSITY

The Research Institute

# County Data Facts

All data as of January 31, 2021



## Yamhill

17

### County Spark Participation

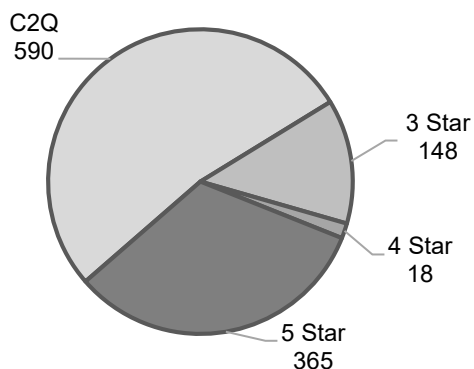
#### Star Rated Programs

	# Licensed	C2Q	3-Star	4-Star	5-Star
CC	19	5	2	0	0
CF	26	6	2	2	3
RF	26	3	1	0	2
HS	4	0	0	0	4
AP	1	2	1	0	0
Totals	76	16	6	2	9

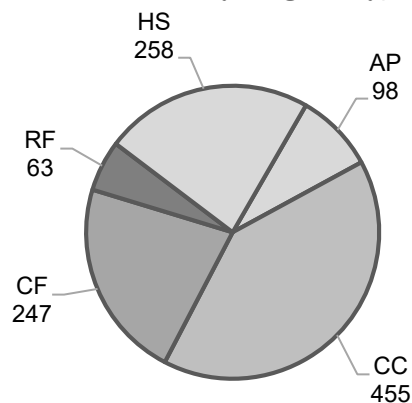
CC = Certified Center; CF = Certified Family; RF = Registered Family; HS = Head Start; AP = Alternative Pathway

### Children in Spark Programs: 1,121

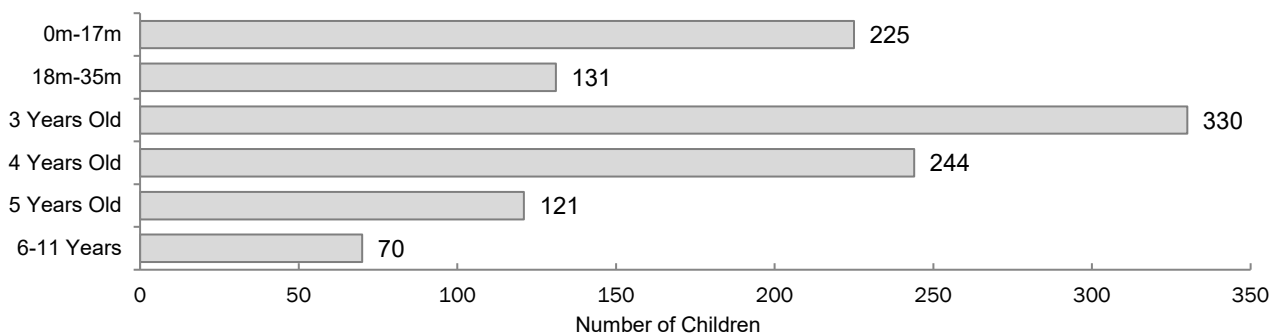
#### Children by Designation



#### Children by Program Type



#### Children by Age



Western Oregon  
UNIVERSITY

The Research Institute