



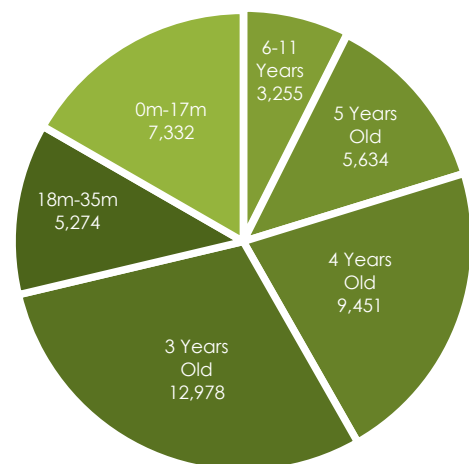
Data Facts

February 28, 2021
OregonSpark.org/qris

Spark, Oregon's Quality Rating and Improvement System is a system designed to raise the quality and consistency of early learning programs across the state. Spark aligns with the national trend of QRISs that recognizes, rewards, and builds on the current quality of early learning. Spark provides a framework for program quality improvement while providing a tool that helps parents looking for quality early learning and care options.

Visit <http://www.oregonspark.org> for more information on requirements and standards.

There were 43,924 children in Early Learning & Development Programs (ELDPs) that had achieved a Commitment to Quality (C2Q) rating or above. Four in five (79%) of those children are in child care centers, 12% are in certified family child care, and 6% are in registered family child care. ELDPs that have attained a 3-, 4-, or 5-star rating provide service to 25,000 children. The age distribution of children in C2Q or star rated programs is highlighted in the figure. Head Start programs participating in the QRIS provide services to 12,484 children.



Total Children in Programs Participating in QRIS

43,924

This report reflects information gathered as of Feb 28, 2021.
For additional information please contact: 1-877-768-8290

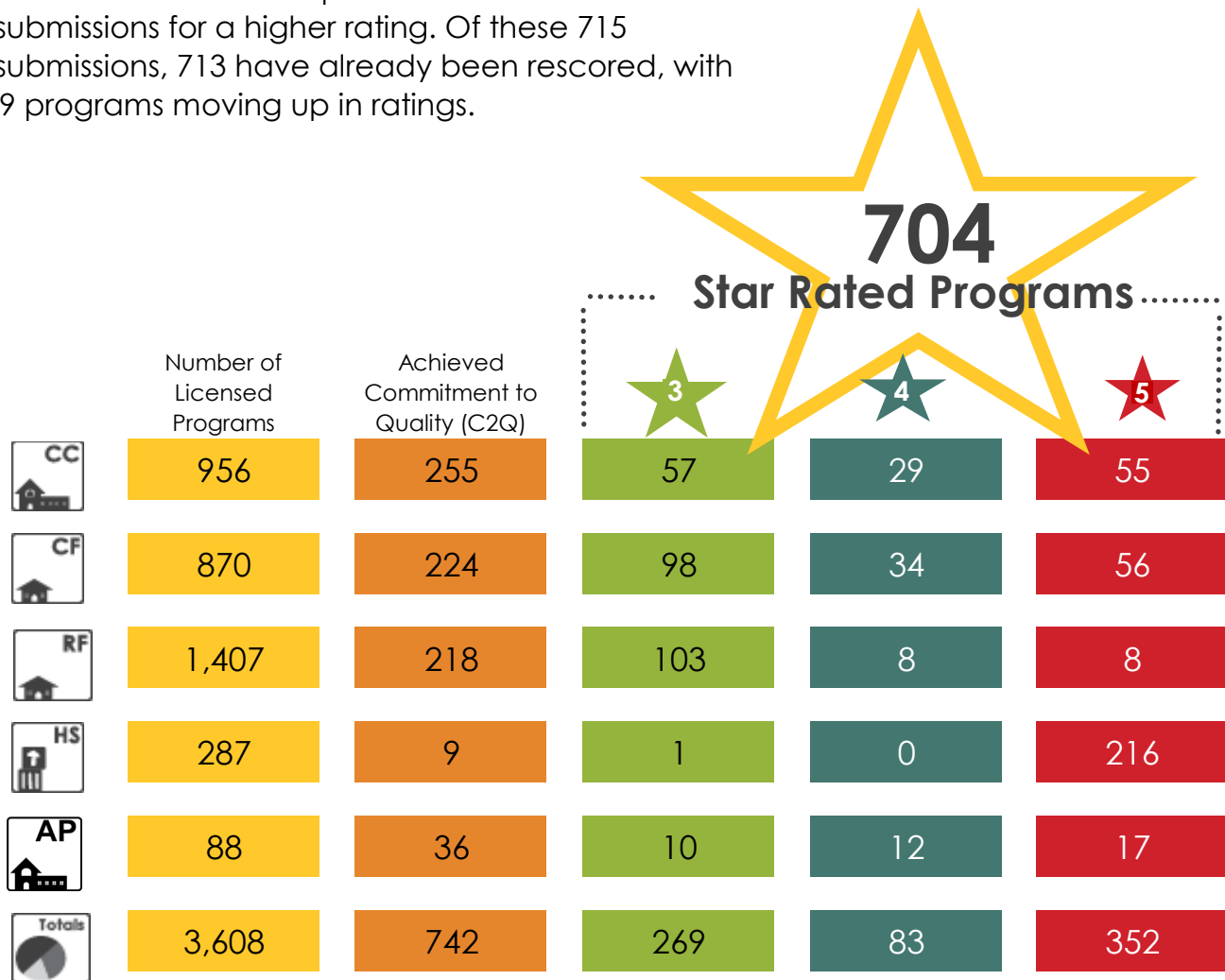
Data Fact Archive



Data Facts

February 28, 2021
OregonSpark.org/qris

We have received 1891 portfolios. This includes 715 resubmissions for a higher rating. Of these 715 resubmissions, 713 have already been rescored, with 619 programs moving up in ratings.



CC = Certified Center; **CF** = Certified Family; **RF** = Registered Family; **HS** = Head Start; **AP** = Alternative Pathway

Alternative Pathway (AP) indicates programs that are license exempt due to their association with school districts. These School Partner programs may have been licensed in the past and are still eligible for Spark participation. There are other School Partner programs that are not currently participating in Spark. However, the full list is not available yet so there may be discrepancies in the Data Facts until all School Partners and School Partners participating in Spark (AP) can be identified.

This report reflects information gathered as of Feb 28, 2021.
For additional information please contact: 1-877-768-8290

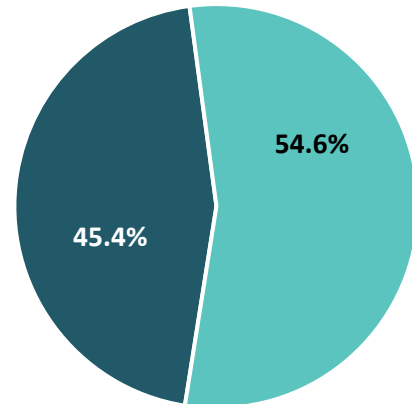
[Data Fact Archive](#)

Participation

This infographic shows the percentage of child care programs participating in Oregon's Spark by county.

Breakdown by Type

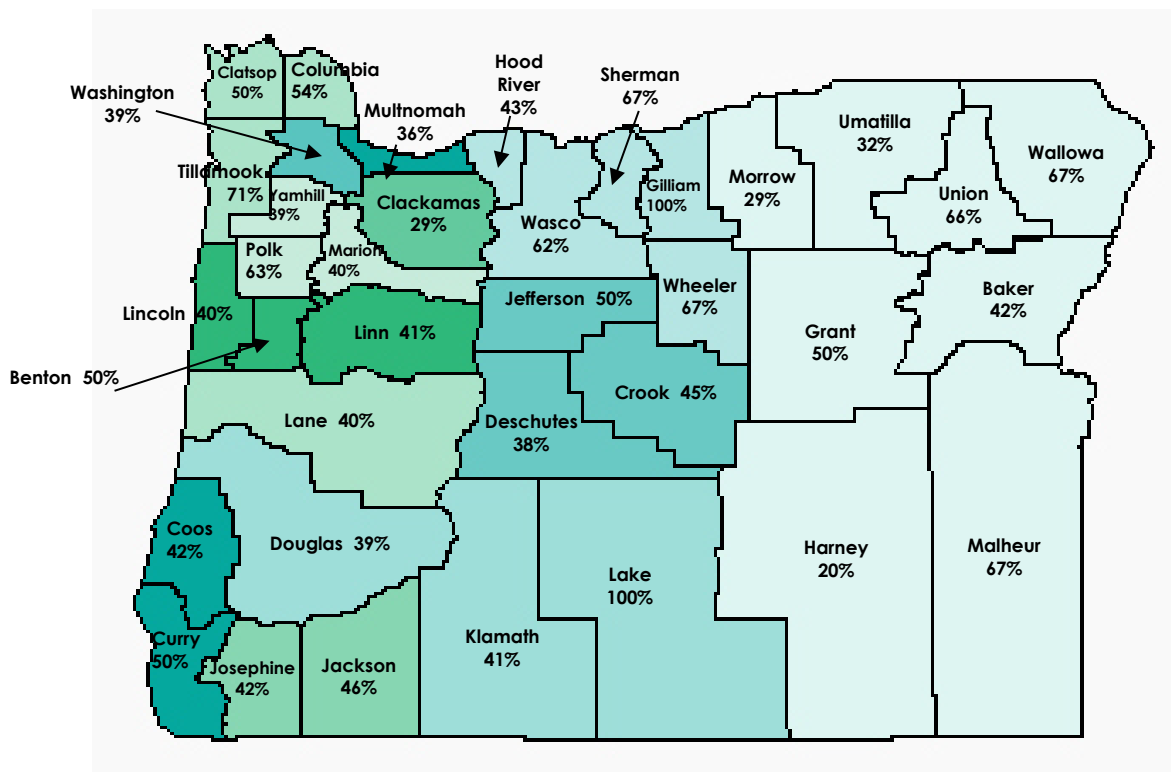
Centers includes licensed, alternative pathway, and Head Start programs. Family Child Care includes both large certified family and small registered family programs. There are 1446 programs participating in total.



Breakdown by Participation

Participation is a percentage of the total number of eligible programs in each county.

■ Centers ■ Family Child Care



Produced by the Center on Research, Evaluation & Analysis - The Research Institute at Western Oregon University

County Data Facts

All data as of February 28, 2021



Baker

County Spark Participation

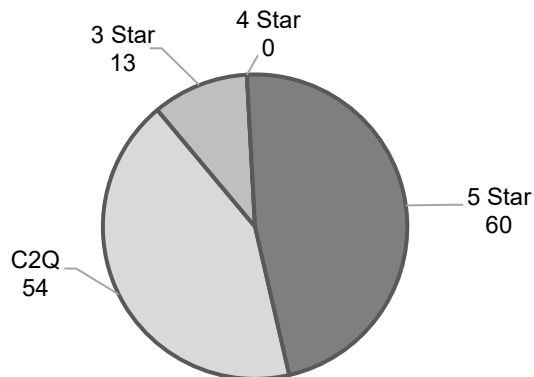
Star Rated Programs

	# Licensed	C2Q	3-Star	4-Star	5-Star
CC	3	1	0	0	0
CF	1	1	0	0	0
RF	14	4	1	0	0
HS	1	0	0	0	1
AP	0	0	0	0	0
Totals	19	6	1	0	1

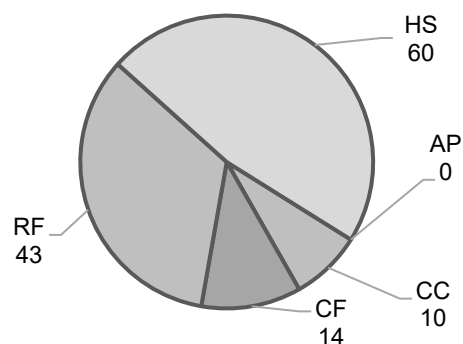
CC = Certified Center; CF = Certified Family; RF = Registered Family; HS = Head Start; AP = Alternative Pathway

Children in Spark Programs: 127

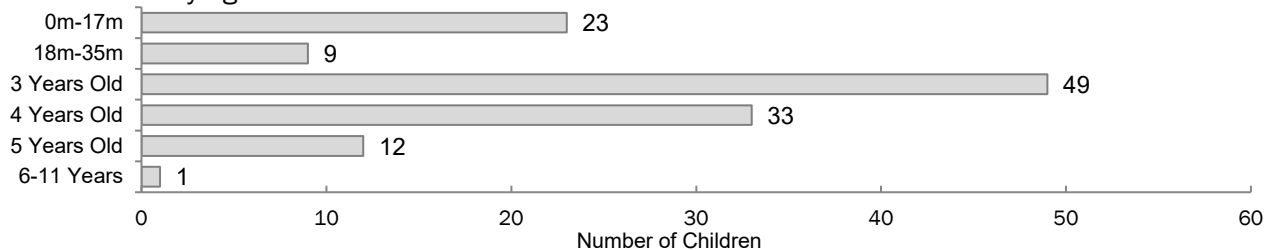
Children by Designation



Children by Program Type



Children by Age



Western Oregon
UNIVERSITY

The Research Institute

County Data Facts

All data as of February 28, 2021



Benton

14

County Spark Participation

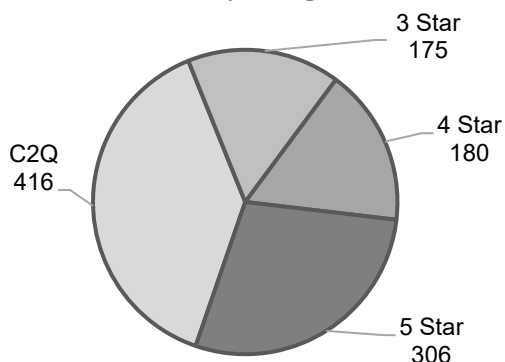
Star Rated Programs

	# Licensed	C2Q	3-Star	4-Star	5-Star
CC	27	10	2	2	4
CF	8	0	0	0	1
RF	13	1	1	2	0
HS	2	0	0	0	2
AP	0	0	0	0	0
Totals	50	11	3	4	7

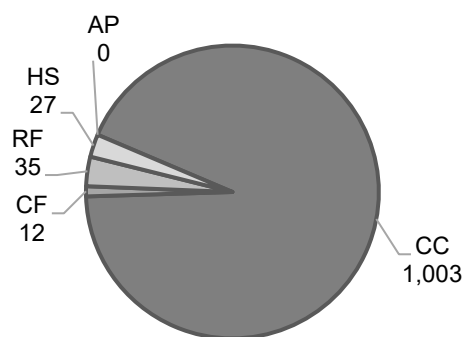
CC = Certified Center; CF = Certified Family; RF = Registered Family; HS = Head Start; AP = Alternative Pathway

Children in Spark Programs: 1,077

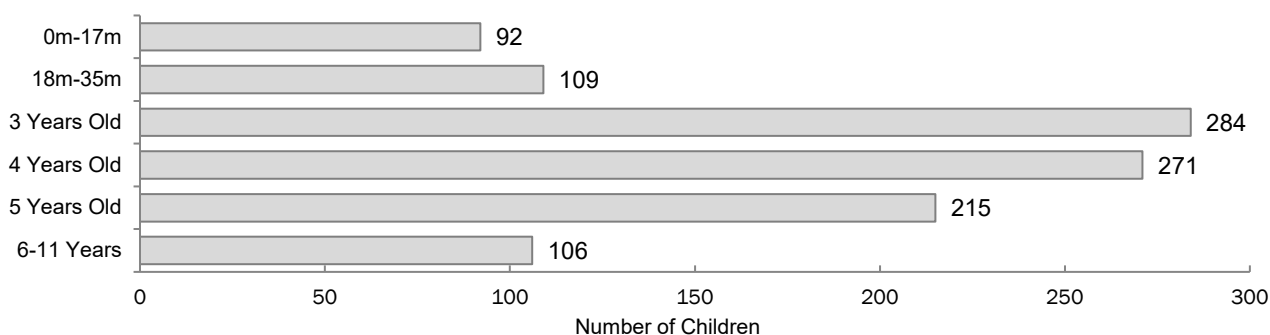
Children by Designation



Children by Program Type



Children by Age



Western Oregon
UNIVERSITY

The Research Institute

County Data Facts

All data as of February 28, 2021



Clackamas

33

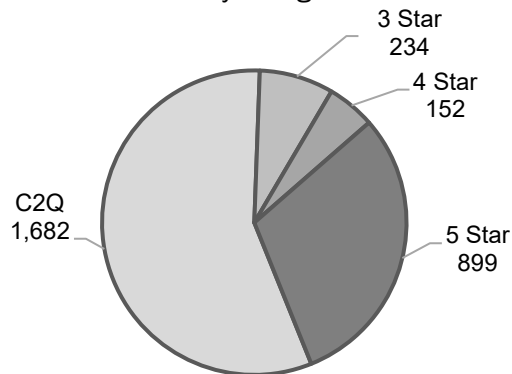
Star Rated Programs

	# Licensed	C2Q	3-Star	4-Star	5-Star
CC	98	21	1	2	3
CF	56	10	7	1	3
RF	92	6	5	0	0
HS	12	2	0	0	10
AP	8	4	1	0	0
Totals	266	43	14	3	16

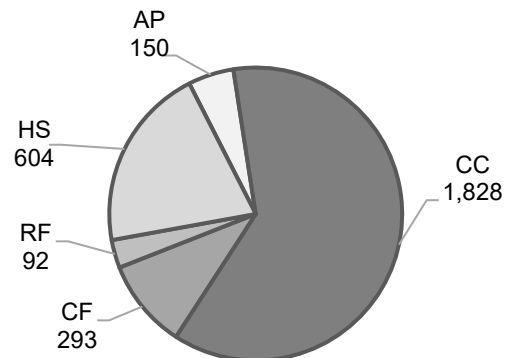
CC = Certified Center; CF = Certified Family; RF = Registered Family; HS = Head Start; AP = Alternative Pathway

Children in Spark Programs: 2,967

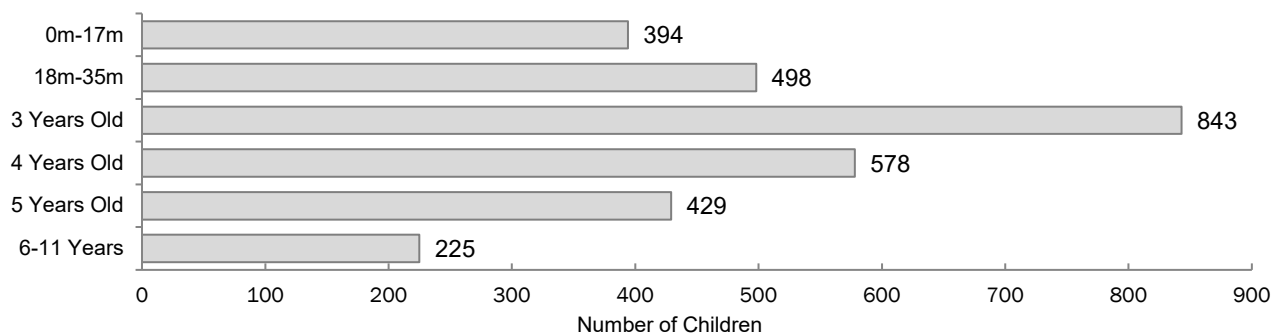
Children by Designation



Children by Program Type



Children by Age



Western Oregon
UNIVERSITY

The Research Institute

County Data Facts

All data as of February 28, 2021



Clatsop

County Spark Participation

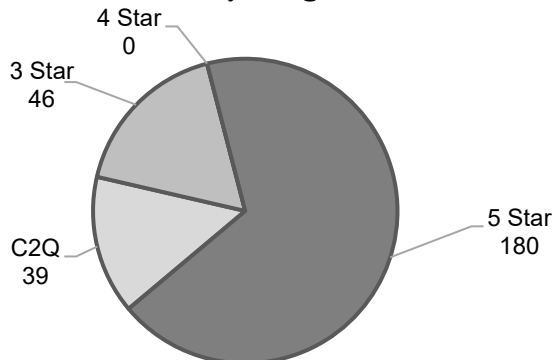
Star Rated Programs

	# Licensed	C2Q	3-Star	4-Star	5-Star
CC	7	0	1	0	0
CF	1	1	0	0	0
RF	8	3	1	0	0
HS	3	0	0	0	3
AP	1	0	0	0	1
Totals	20	4	2	0	4

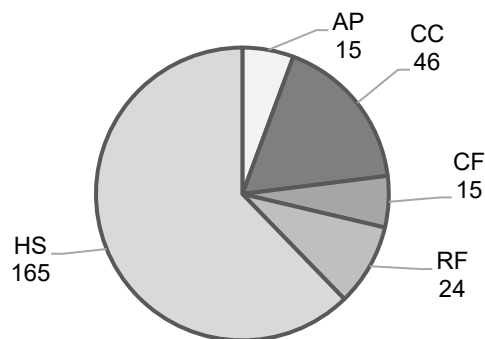
CC = Certified Center; CF = Certified Family; RF = Registered Family; HS = Head Start; AP = Alternative Pathway

Children in Spark Programs: 265

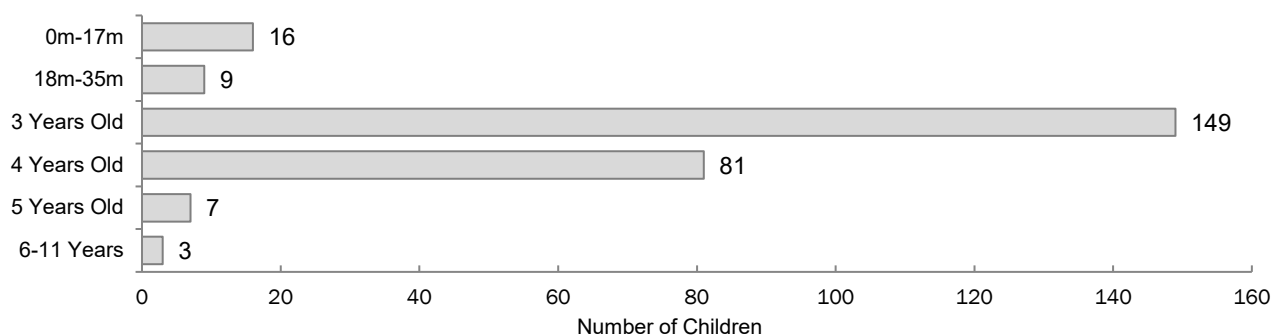
Children by Designation



Children by Program Type



Children by Age



Western Oregon
UNIVERSITY

The Research Institute

County Data Facts

All data as of February 28, 2021



Columbia

County Spark Participation

Star Rated Programs

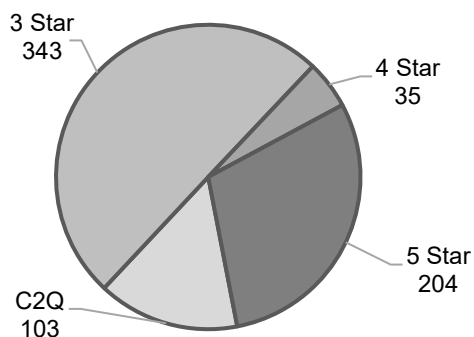
15

	# Licensed	C2Q	3-Star	4-Star	5-Star
CC	8	2	3	0	0
CF	4	1	2	0	0
RF	14	2	2	0	0
HS	7	0	0	0	4
AP	4	0	0	2	2
Totals	37	5	7	2	6

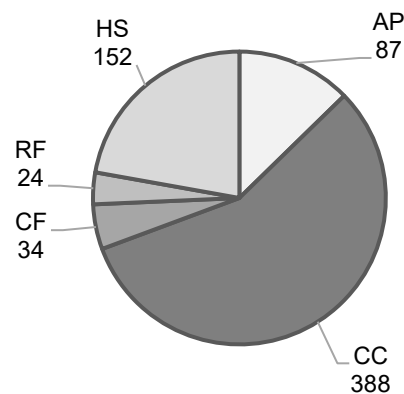
CC = Certified Center; CF = Certified Family; RF = Registered Family; HS = Head Start; AP = Alternative Pathway

Children in Spark Programs: 685

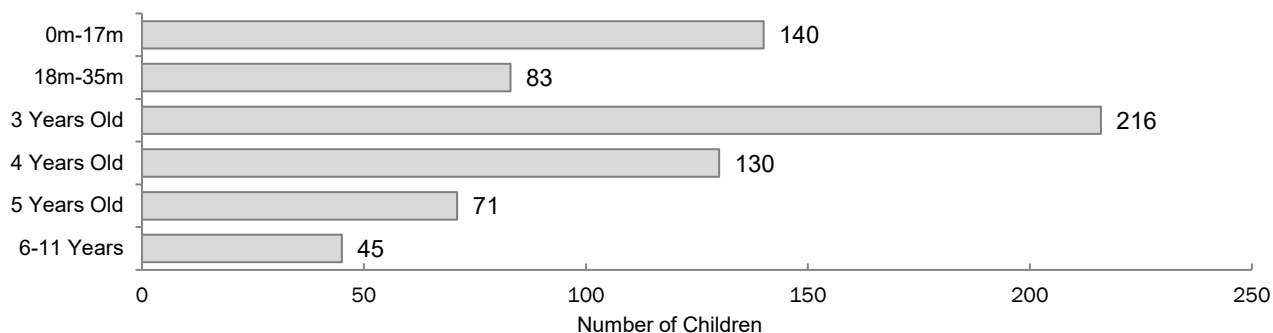
Children by Designation



Children by Program Type



Children by Age



Western Oregon
UNIVERSITY

The Research Institute

County Data Facts

All data as of February 28, 2021



Coos

12

County Spark Participation

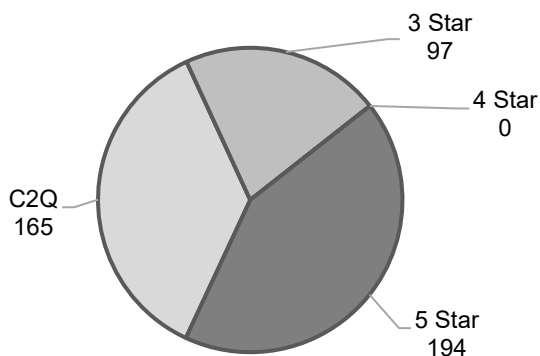
Star Rated Programs

	# Licensed	C2Q	3-Star	4-Star	5-Star
CC	7	5	1	0	0
CF	6	0	3	0	0
RF	26	2	3	0	0
HS	8	0	0	0	5
AP	1	1	0	0	0
Totals	48	8	7	0	5

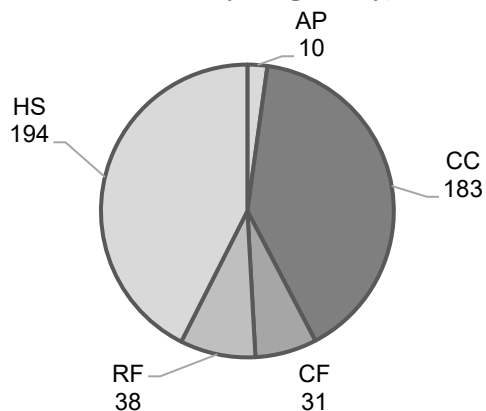
CC = Certified Center; CF = Certified Family; RF = Registered Family; HS = Head Start; AP = Alternative Pathway

Children in Spark Programs: 456

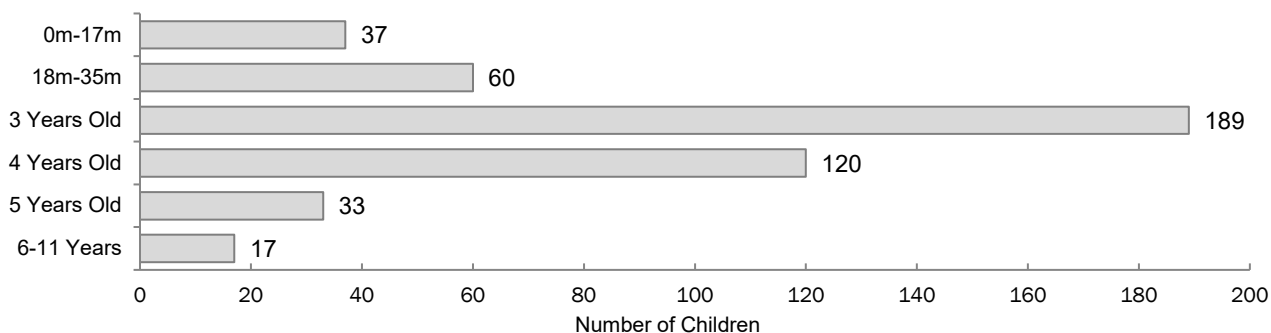
Children by Designation



Children by Program Type



Children by Age



Western Oregon
UNIVERSITY

The Research Institute

County Data Facts

All data as of February 28, 2021



Crook

County Spark Participation

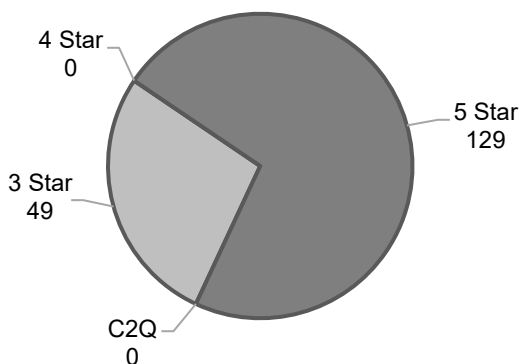
Star Rated Programs

	# Licensed	C2Q	3-Star	4-Star	5-Star
CC	3	0	1	0	1
CF	2	0	0	0	0
RF	4	0	1	0	0
HS	2	0	0	0	2
AP	0	0	0	0	0
Totals	11	0	2	0	3

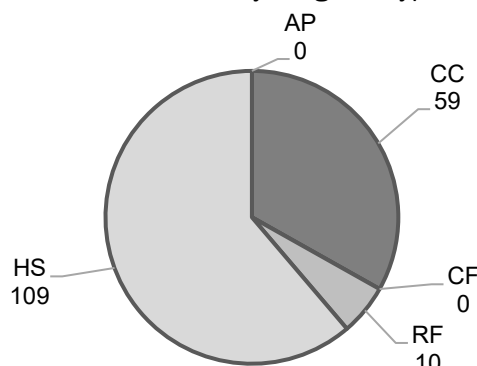
CC = Certified Center; CF = Certified Family; RF = Registered Family; HS = Head Start; AP = Alternative Pathway

Children in Spark Programs: 178

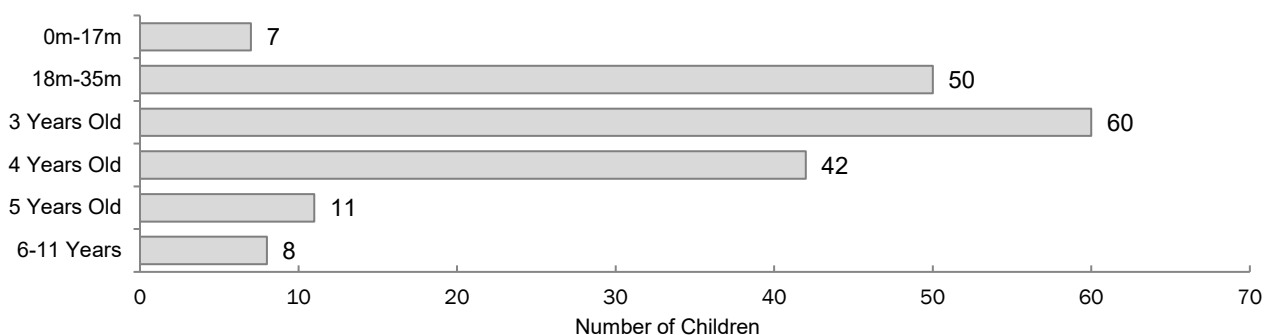
Children by Designation



Children by Program Type



Children by Age



Western Oregon
UNIVERSITY

The Research Institute

County Data Facts

All data as of February 28, 2021



Curry

County Spark Participation

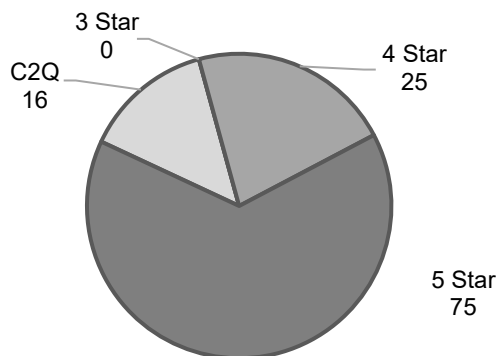
Star Rated Programs

	# Licensed	C2Q	3-Star	4-Star	5-Star
CC	2	0	0	0	0
CF	3	1	0	1	0
RF	1	0	0	0	0
HS	4	0	0	0	3
AP	0	0	0	0	0
Totals	10	1	0	1	3

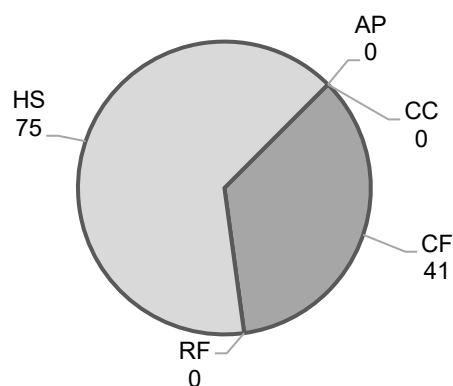
CC = Certified Center; CF = Certified Family; RF = Registered Family; HS = Head Start; AP = Alternative Pathway

Children in Spark Programs: 116

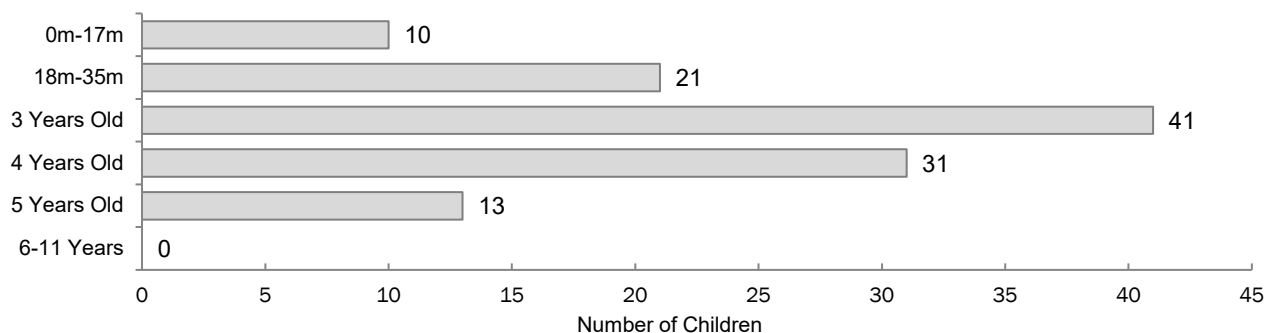
Children by Designation



Children by Program Type



Children by Age



Western Oregon
UNIVERSITY

The Research Institute

County Data Facts

All data as of February 28, 2021



Deschutes

34

County Spark Participation

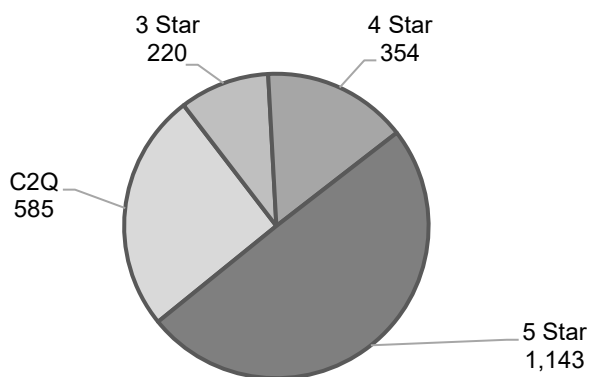
Star Rated Programs

	# Licensed	C2Q	3-Star	4-Star	5-Star
CC	59	9	1	5	6
CF	44	10	7	2	2
RF	44	5	4	0	0
HS	9	0	0	0	7
AP	1	1	0	0	0
Totals	157	25	12	7	15

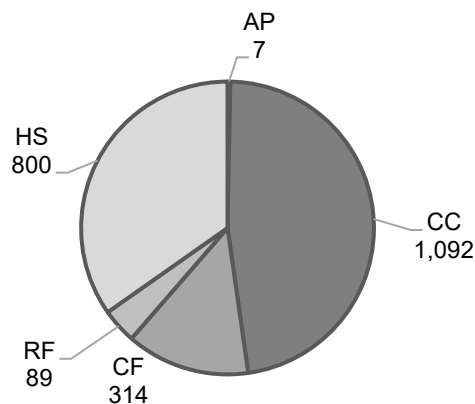
CC = Certified Center; CF = Certified Family; RF = Registered Family; HS = Head Start; AP = Alternative Pathway

Children in Spark Programs: 2,302

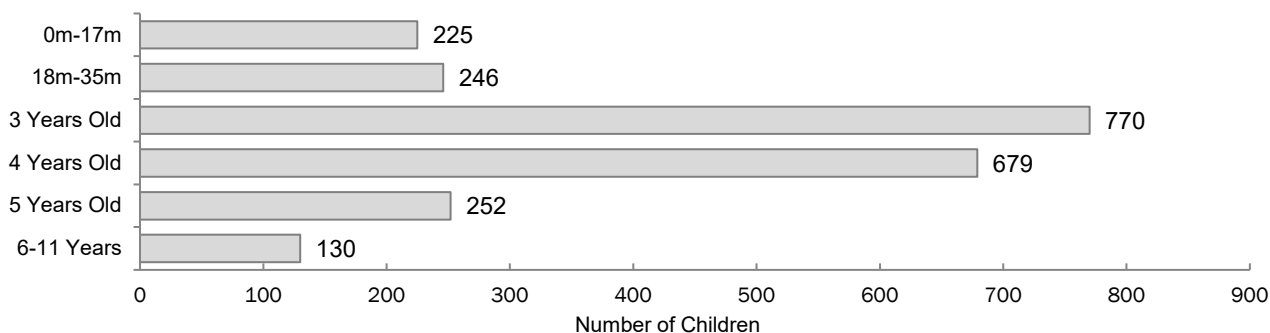
Children by Designation



Children by Program Type



Children by Age



Western Oregon
UNIVERSITY

The Research Institute

County Data Facts

All data as of February 28, 2021



Douglas

County Spark Participation

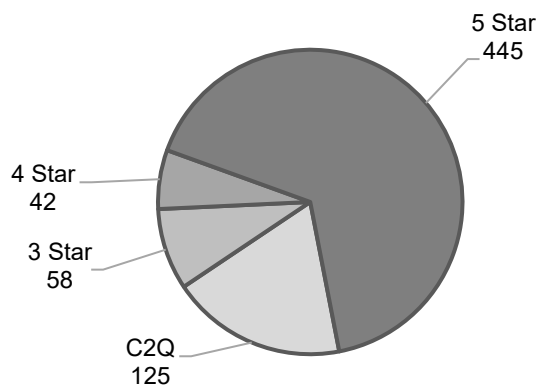
Star Rated Programs

	# Licensed	C2Q	3-Star	4-Star	5-Star
CC	14	2	1	0	3
CF	4	0	1	0	2
RF	38	4	1	0	2
HS	8	0	0	0	5
AP	7	1	1	2	3
Totals	71	7	4	2	15

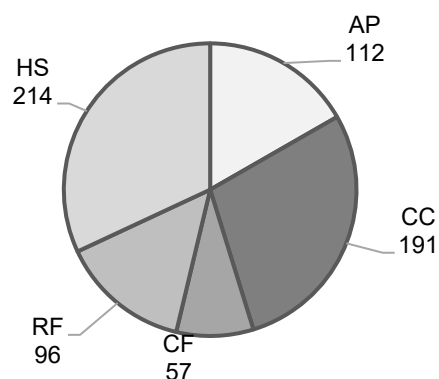
CC = Certified Center; CF = Certified Family; RF = Registered Family; HS = Head Start; AP = Alternative Pathway

Children in Spark Programs: 670

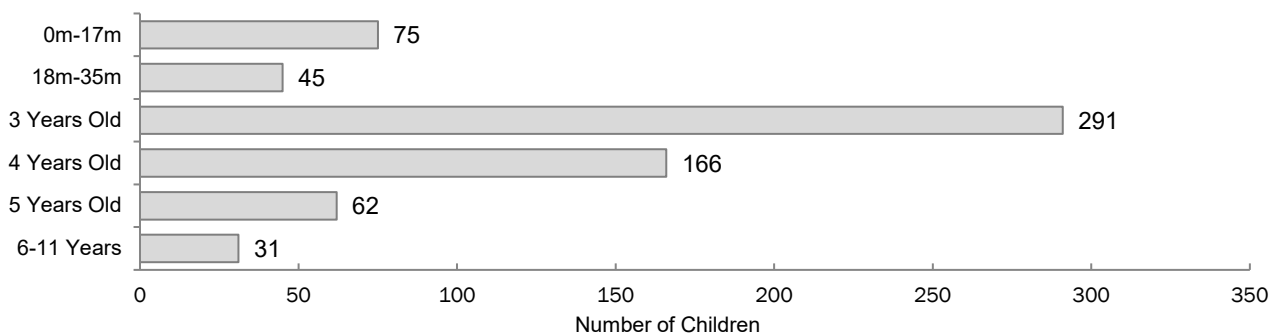
Children by Designation



Children by Program Type



Children by Age



Western Oregon
UNIVERSITY

The Research Institute

County Data Facts

All data as of February 28, 2021



Gilliam

County Spark Participation

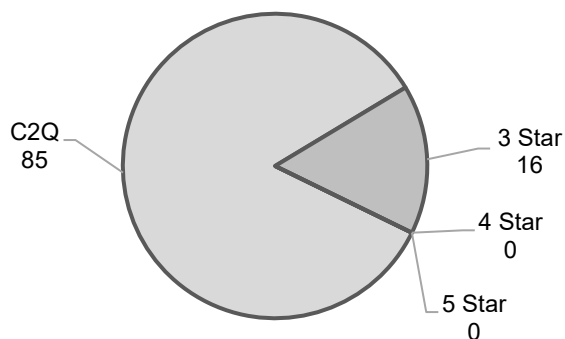
Star Rated Programs

	# Licensed	C2Q	3-Star	4-Star	5-Star
CC	1	1	0	0	0
CF	1	0	1	0	0
RF	0	0	0	0	0
HS	0	0	0	0	0
AP	0	0	0	0	0
Totals	2	1	1	0	0

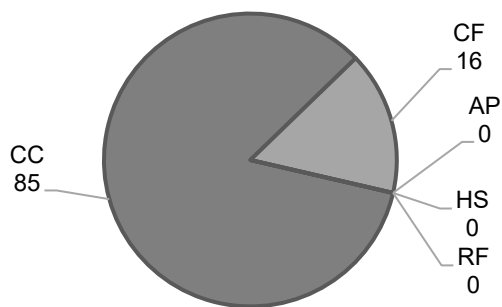
CC = Certified Center; CF = Certified Family; RF = Registered Family; HS = Head Start; AP = Alternative Pathway

Children in Spark Programs: 101

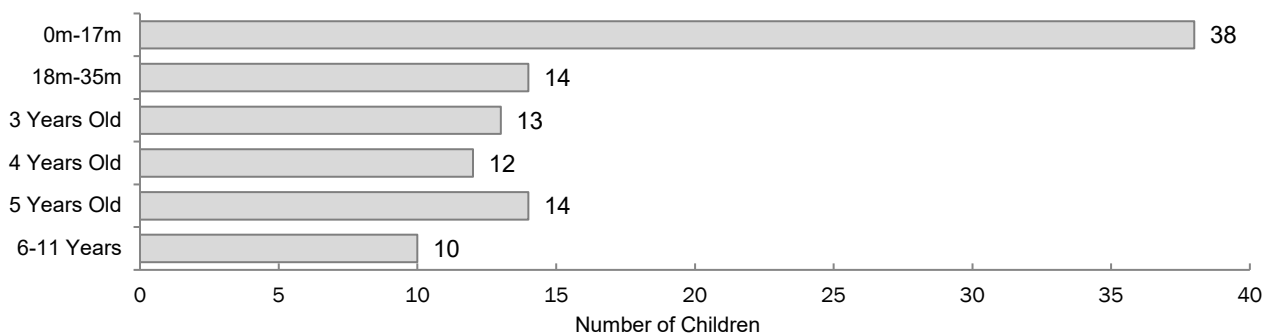
Children by Designation



Children by Program Type



Children by Age



Western Oregon
UNIVERSITY

The Research Institute

County Data Facts

All data as of February 28, 2021



Grant

County Spark Participation

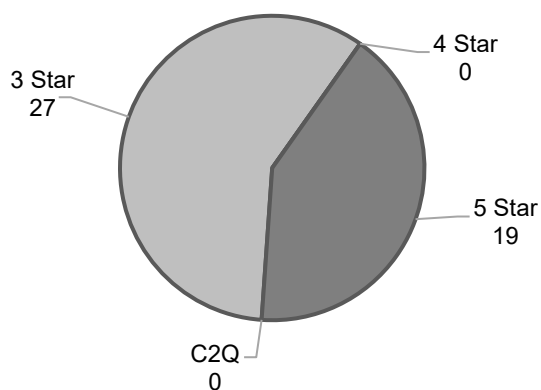
Star Rated Programs

	# Licensed	C2Q	3-Star	4-Star	5-Star
CC	1	0	1	0	0
CF	1	0	0	0	0
RF	1	0	0	0	0
HS	1	0	0	0	1
AP	0	0	0	0	0
Totals	4	0	1	0	1

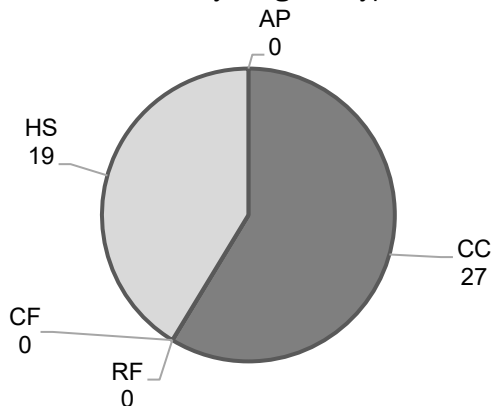
CC = Certified Center; CF = Certified Family; RF = Registered Family; HS = Head Start; AP = Alternative Pathway

Children in Spark Programs: 46

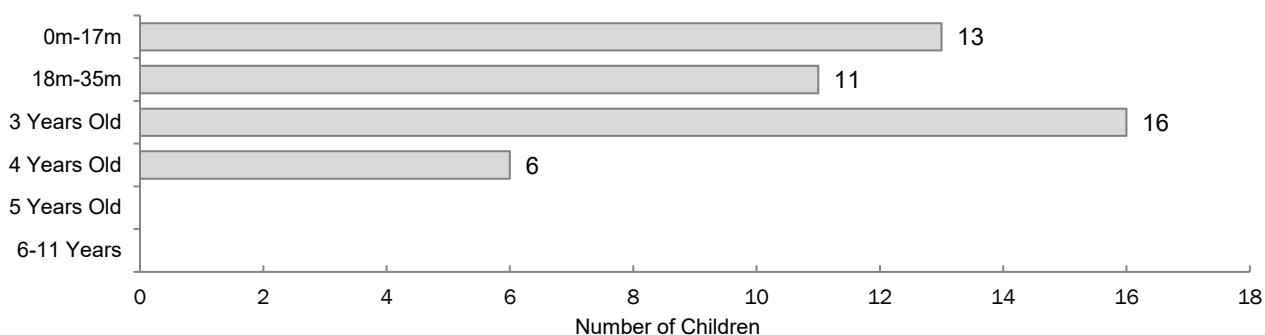
Children by Designation



Children by Program Type



Children by Age



Western Oregon
UNIVERSITY

The Research Institute

County Data Facts

All data as of February 28, 2021



Harney

County Spark Participation

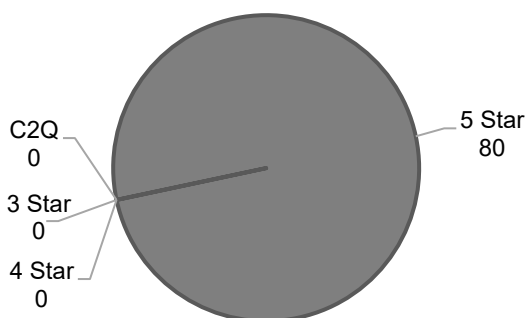
Star Rated Programs

	# Licensed	C2Q	3-Star	4-Star	5-Star
CC	0	0	0	0	0
CF	0	0	0	0	0
RF	3	0	0	0	0
HS	1	0	0	0	1
AP	1	0	0	0	0
Totals	5	0	0	0	1

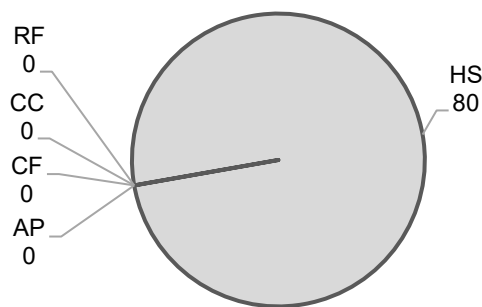
CC = Certified Center; CF = Certified Family; RF = Registered Family; HS = Head Start; AP = Alternative Pathway

Children in Spark Programs: 80

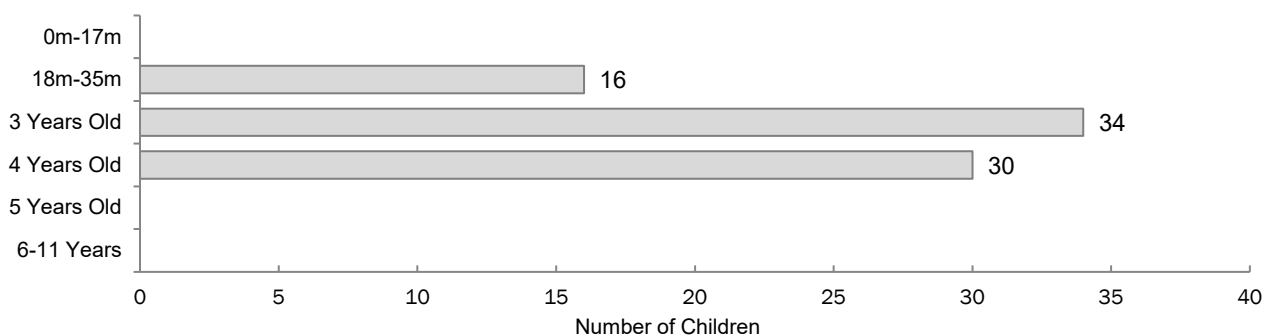
Children by Designation



Children by Program Type



Children by Age



Western Oregon
UNIVERSITY

The Research Institute

County Data Facts

All data as of February 28, 2021



Hood River

County Spark Participation

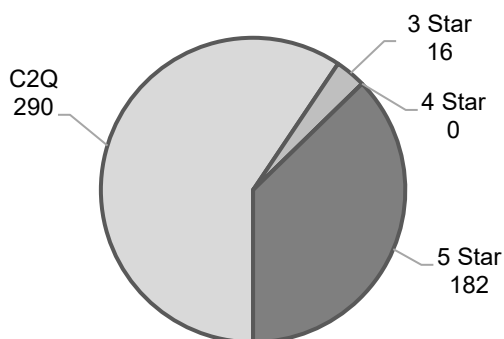
Star Rated Programs

	# Licensed	C2Q	3-Star	4-Star	5-Star
CC	12	5	0	0	1
CF	9	3	0	0	0
RF	14	3	0	0	0
HS	6	0	0	0	5
AP	1	0	1	0	0
Totals	42	11	1	0	6

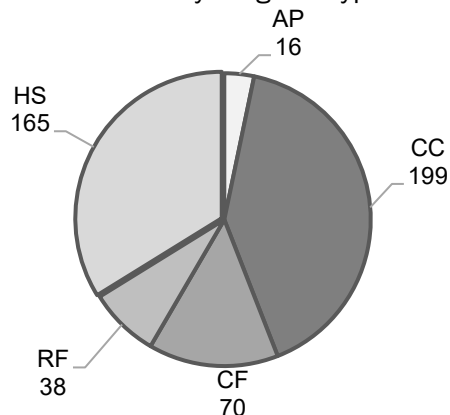
CC = Certified Center; CF = Certified Family; RF = Registered Family; HS = Head Start; AP = Alternative Pathway

Children in Spark Programs: 488

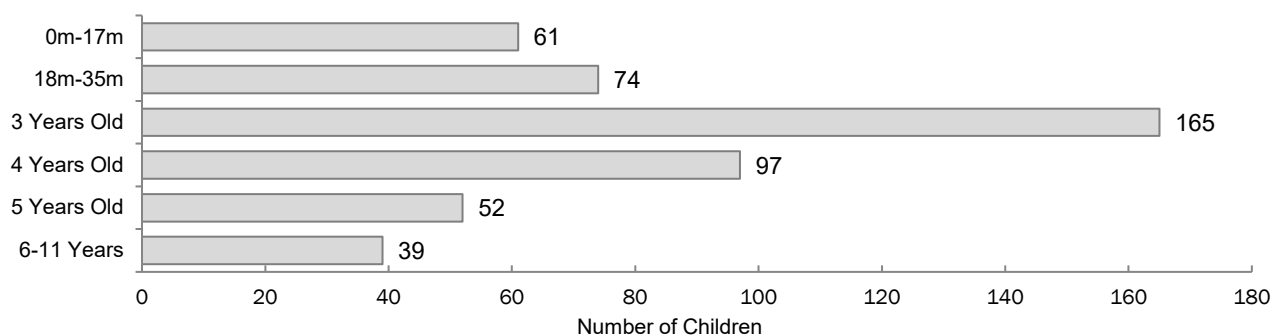
Children by Designation



Children by Program Type



Children by Age



Western Oregon
UNIVERSITY

The Research Institute

County Data Facts

All data as of February 28, 2021



Jackson

45

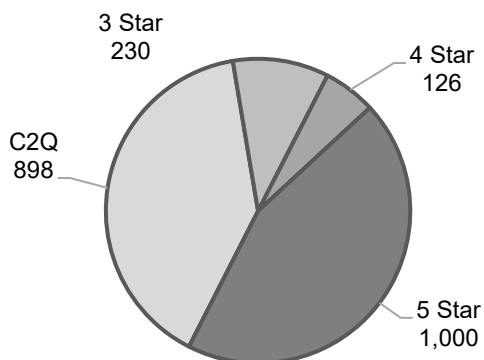
Star Rated Programs

	# Licensed	C2Q	3-Star	4-Star	5-Star
CC	38	7	2	2	2
CF	43	11	11	3	1
RF	78	17	9	0	0
HS	20	1	0	0	15
AP	1	1	0	0	0
Totals	180	37	22	5	18

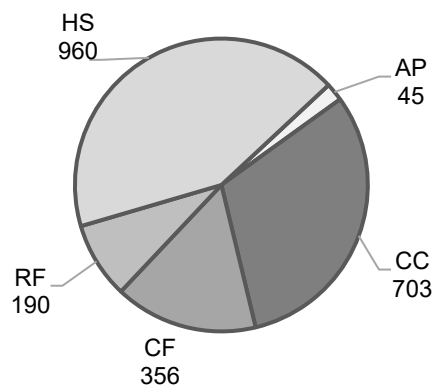
CC = Certified Center; CF = Certified Family; RF = Registered Family; HS = Head Start; AP = Alternative Pathway

Children in Spark Programs: 2,254

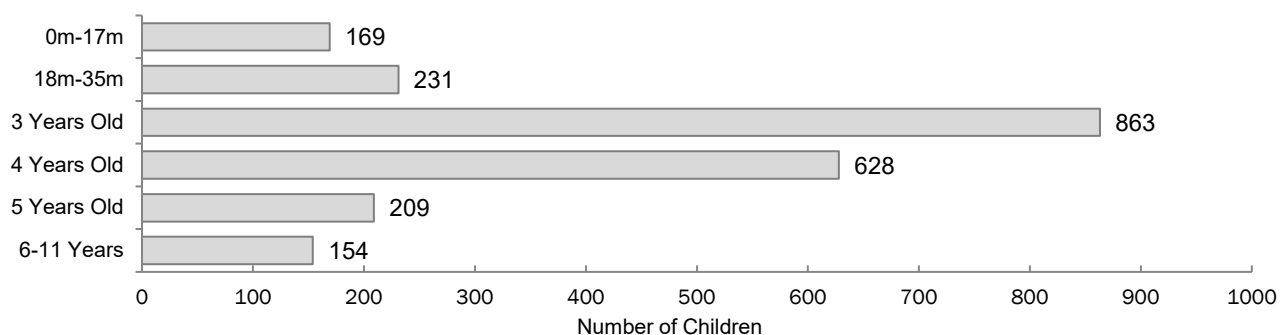
Children by Designation



Children by Program Type



Children by Age



Western Oregon
UNIVERSITY

The Research Institute

County Data Facts

All data as of February 28, 2021



Jefferson

County Spark Participation

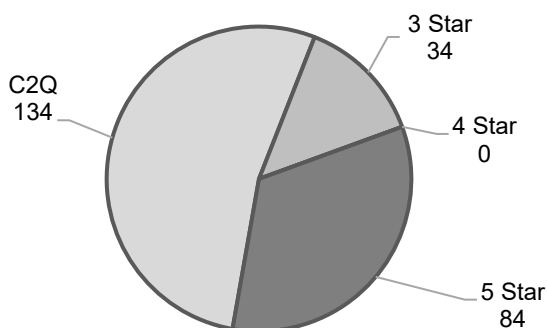
Star Rated Programs

	# Licensed	C2Q	3-Star	4-Star	5-Star
CC	4	1	2	0	0
CF	2	1	0	0	0
RF	4	1	0	0	0
HS	3	0	0	0	2
AP	1	0	0	0	0
Totals	14	3	2	0	2

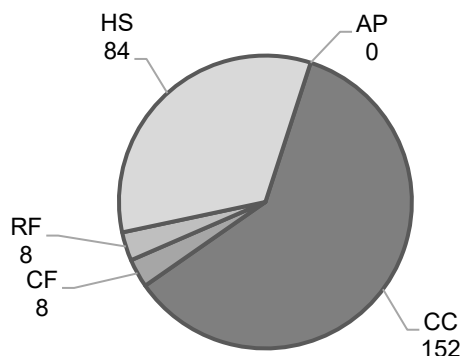
CC = Certified Center; CF = Certified Family; RF = Registered Family; HS = Head Start; AP = Alternative Pathway

Children in Spark Programs: 252

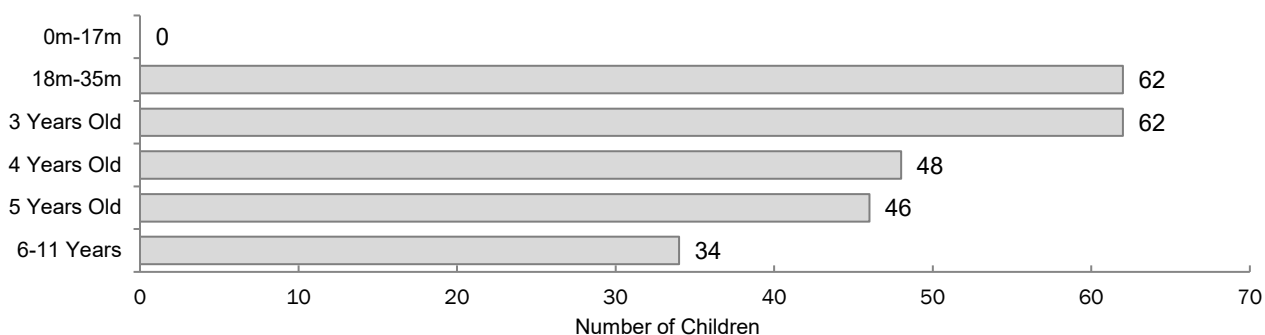
Children by Designation



Children by Program Type



Children by Age



Western Oregon
UNIVERSITY

The Research Institute

County Data Facts

All data as of February 28, 2021



Josephine

17

County Spark Participation

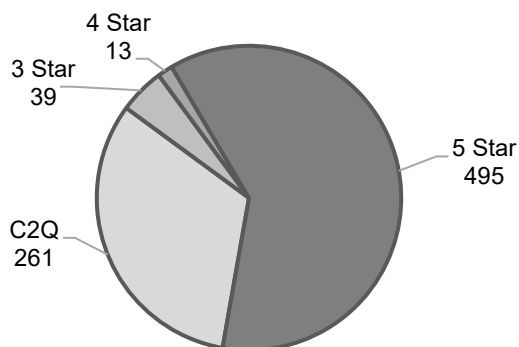
Star Rated Programs

	# Licensed	C2Q	3-Star	4-Star	5-Star
CC	22	6	0	0	1
CF	11	2	2	0	1
RF	16	0	2	1	0
HS	9	0	0	0	9
AP	1	0	0	0	1
Totals	59	8	4	1	12

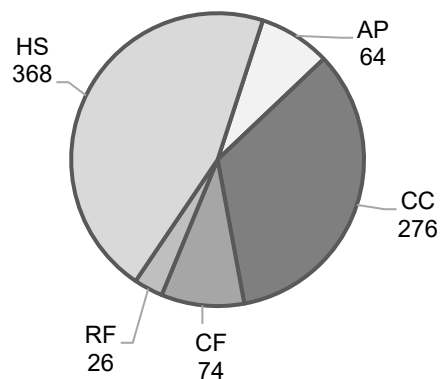
CC = Certified Center; CF = Certified Family; RF = Registered Family; HS = Head Start; AP = Alternative Pathway

Children in Spark Programs: 808

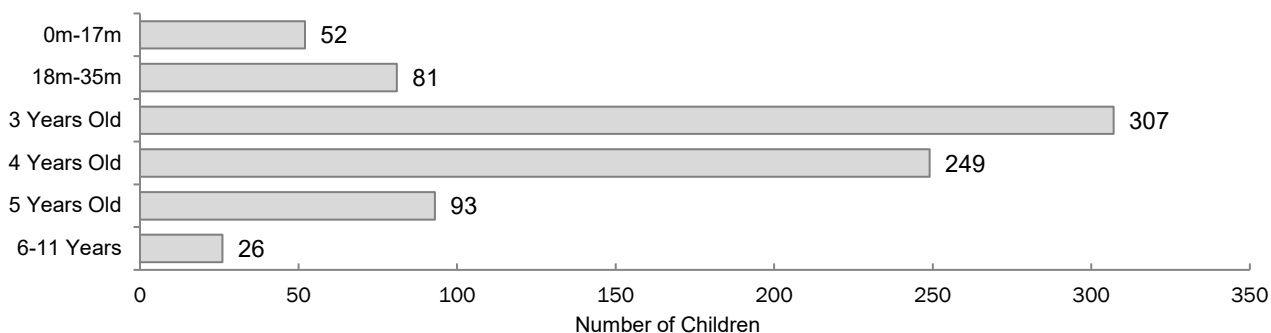
Children by Designation



Children by Program Type



Children by Age



Western Oregon
UNIVERSITY

The Research Institute

County Data Facts

All data as of February 28, 2021



Klamath

County Spark Participation

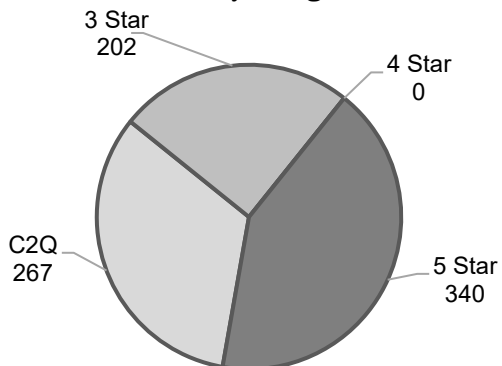
Star Rated Programs

	# Licensed	C2Q	3-Star	4-Star	5-Star
CC	9	2	1	0	1
CF	5	1	2	0	1
RF	21	2	1	0	0
HS	8	1	0	0	4
AP	3	3	0	0	0
Totals	46	9	4	0	6

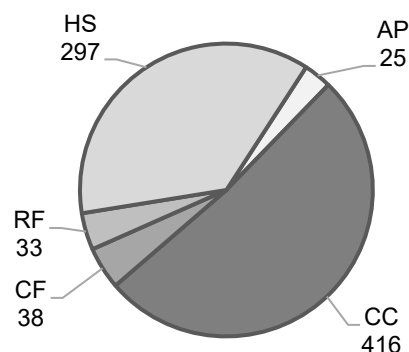
CC = Certified Center; CF = Certified Family; RF = Registered Family; HS = Head Start; AP = Alternative Pathway

Children in Spark Programs: 809

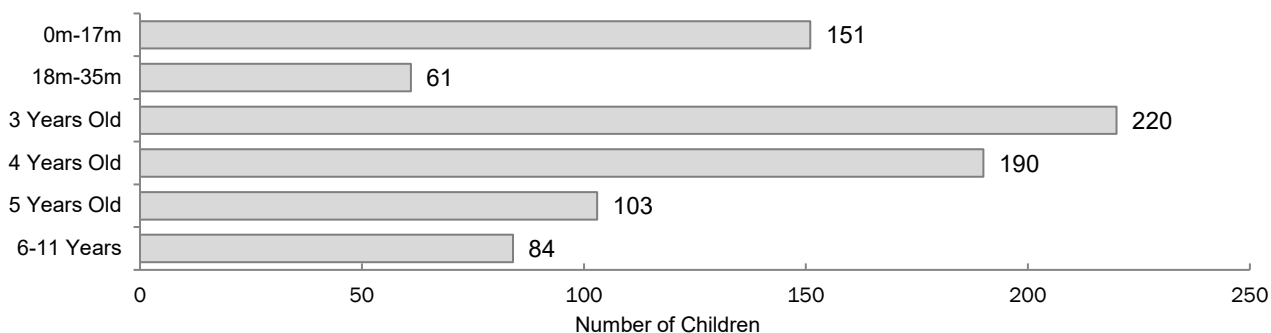
Children by Designation



Children by Program Type



Children by Age



Western Oregon
UNIVERSITY

The Research Institute

County Data Facts

All data as of February 28, 2021



Lake

County Spark Participation


Star Rated Programs

	# Licensed	C2Q	3-Star	4-Star	5-Star
CC	0	0	0	0	0
CF	0	0	0	0	0
RF	0	0	0	0	0
HS	1	0	0	0	1
AP	0	0	0	0	0
Totals	1	0	0	0	1

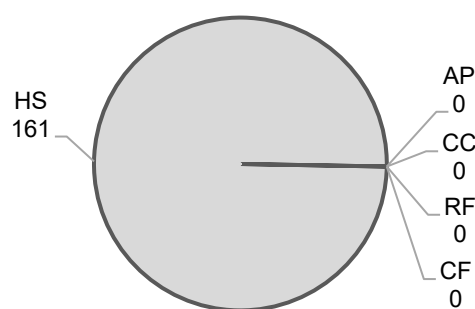
CC = Certified Center; CF = Certified Family; RF = Registered Family; HS = Head Start; AP = Alternative Pathway

Children in Spark Programs: 161

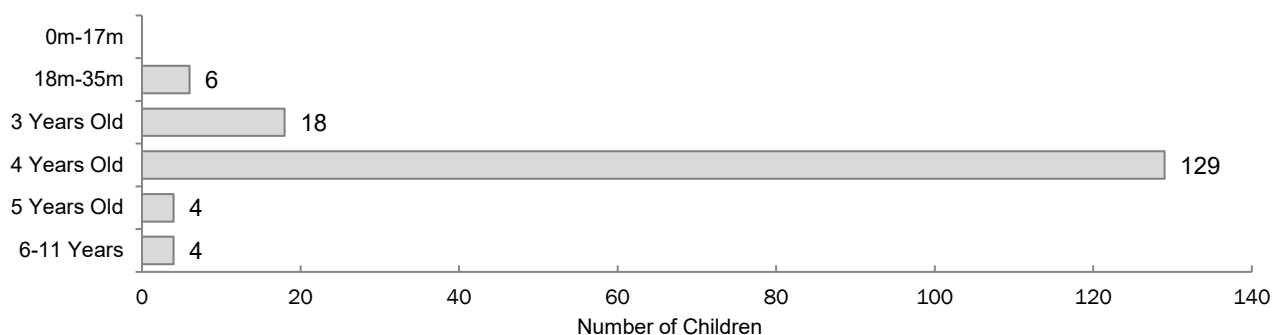
Children by Designation



Children by Program Type



Children by Age



Western Oregon
UNIVERSITY

The Research Institute

County Data Facts

All data as of February 28, 2021



Lane

79

County Spark Participation

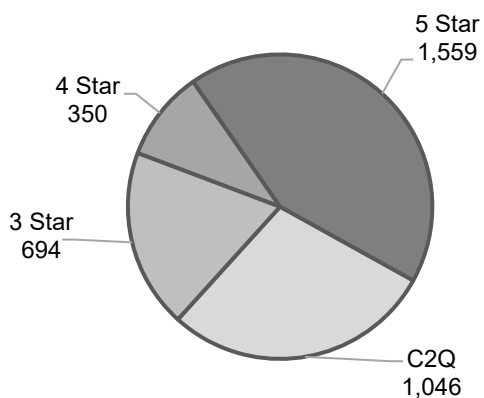
Star Rated Programs

	# Licensed	C2Q	3-Star	4-Star	5-Star
CC	83	18	10	2	11
CF	71	11	8	9	7
RF	96	1	6	0	1
HS	21	0	0	0	19
AP	7	1	1	4	1
Totals	278	31	25	15	39

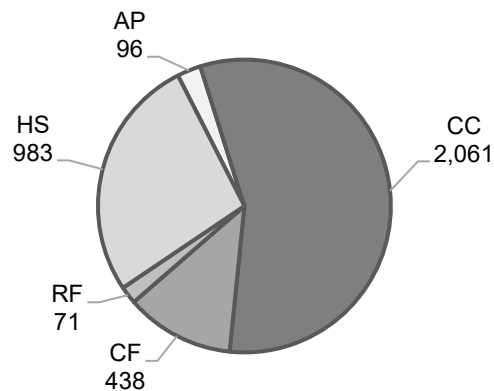
CC = Certified Center; CF = Certified Family; RF = Registered Family; HS = Head Start; AP = Alternative Pathway

Children in Spark Programs: 3,649

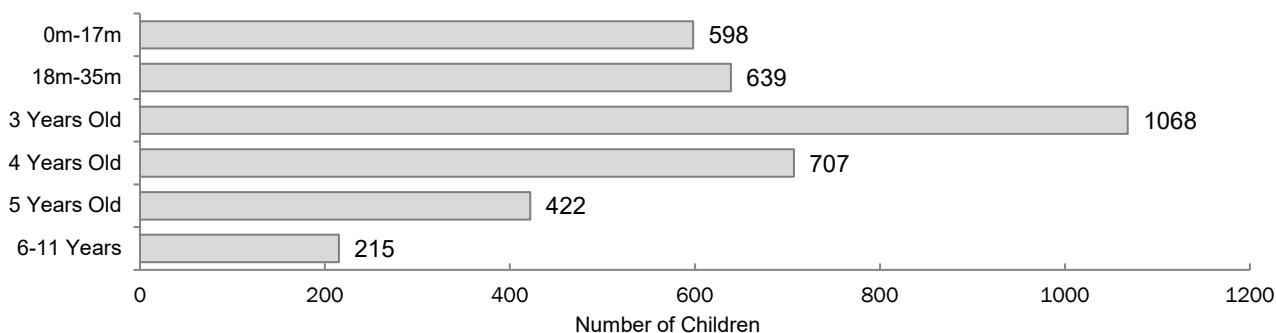
Children by Designation



Children by Program Type



Children by Age



Western Oregon
UNIVERSITY

The Research Institute

County Data Facts

All data as of February 28, 2021



Lincoln

County Spark Participation

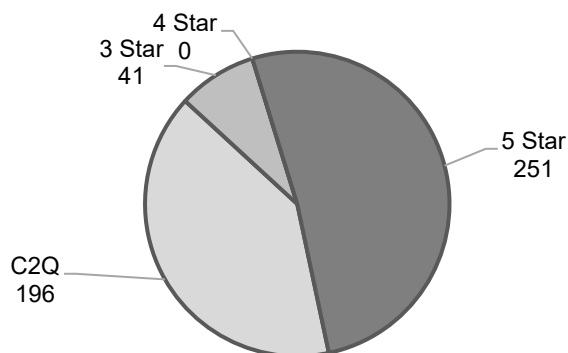
Star Rated Programs

	# Licensed	C2Q	3-Star	4-Star	5-Star
CC	5	1	0	0	1
CF	6	1	1	0	0
RF	9	0	2	0	0
HS	10	0	0	0	3
AP	5	5	0	0	0
Totals	30	2	3	0	4

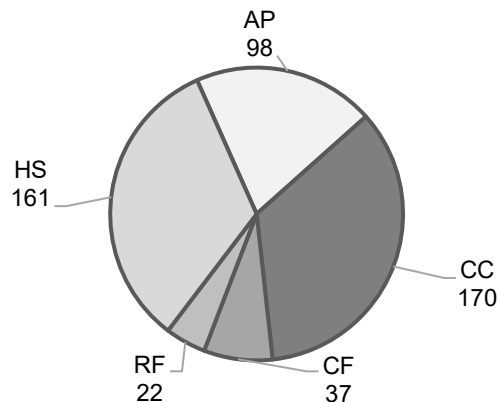
CC = Certified Center; CF = Certified Family; RF = Registered Family; HS = Head Start; AP = Alternative Pathway

Children in Spark Programs: 488

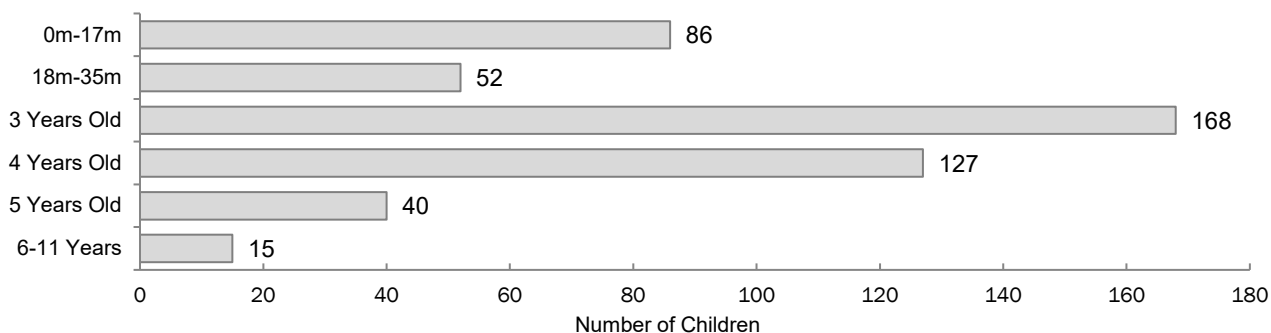
Children by Designation



Children by Program Type



Children by Age



Western Oregon
UNIVERSITY

The Research Institute

County Data Facts

All data as of February 28, 2021



Linn

12

County Spark Participation

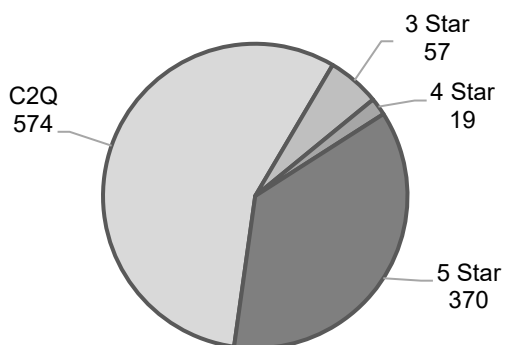
Star Rated Programs

	# Licensed	C2Q	3-Star	4-Star	5-Star
CC	18	9	1	0	1
CF	15	5	2	0	0
RF	40	6	3	1	0
HS	7	0	0	0	4
AP	1	1	0	0	0
Totals	81	21	6	1	5

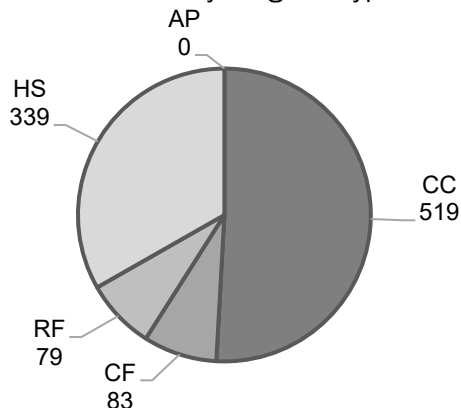
CC = Certified Center; CF = Certified Family; RF = Registered Family; HS = Head Start; AP = Alternative Pathway

Children in Spark Programs: 1,020

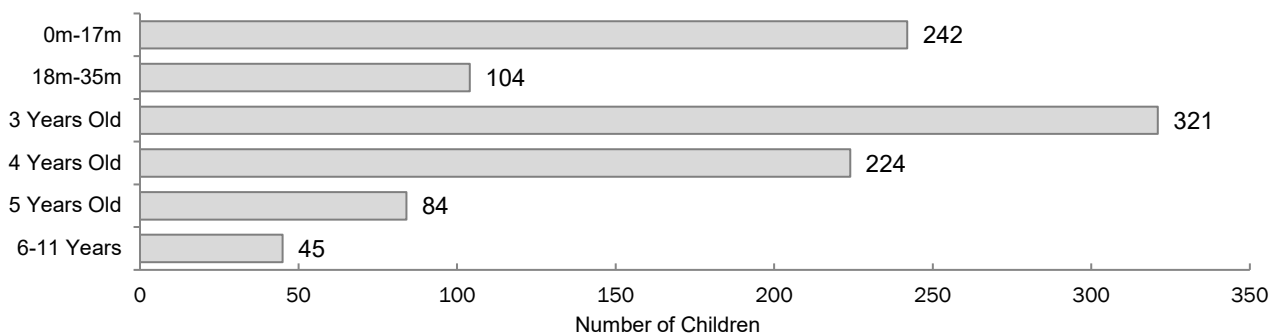
Children by Designation



Children by Program Type



Children by Age



Western Oregon
UNIVERSITY

The Research Institute

County Data Facts

All data as of February 28, 2021



Malheur

County Spark Participation

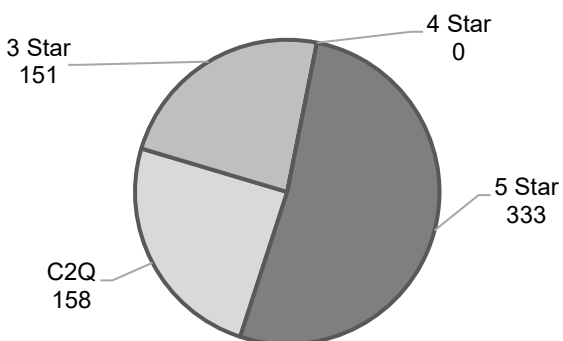
Star Rated Programs

	# Licensed	C2Q	3-Star	4-Star	5-Star
CC	6	3	1	0	0
CF	5	1	2	0	0
RF	12	3	4	0	0
HS	4	0	0	0	4
AP	3	2	0	0	0
Totals	30	9	7	0	4

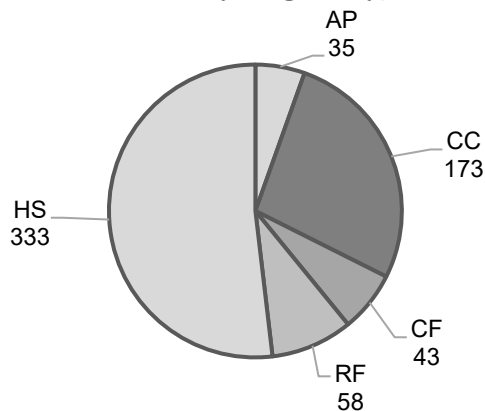
CC = Certified Center; CF = Certified Family; RF = Registered Family; HS = Head Start; AP = Alternative Pathway

Children in Spark Programs: 642

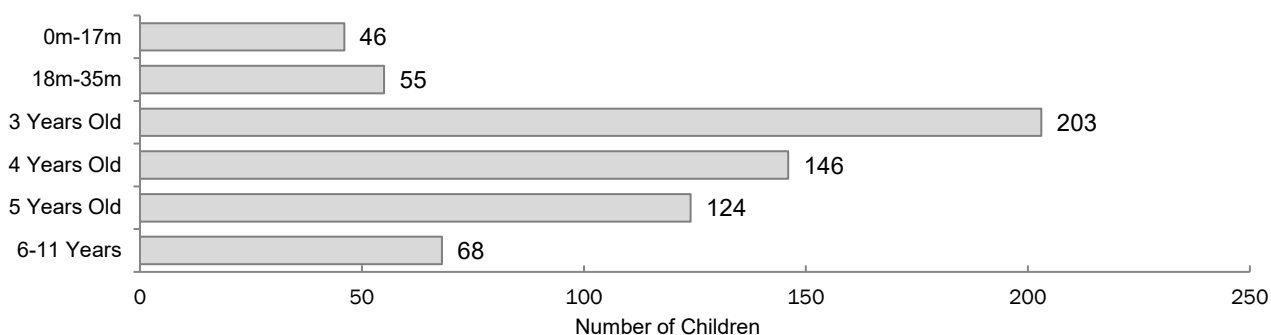
Children by Designation



Children by Program Type



Children by Age



Western Oregon
UNIVERSITY

The Research Institute

County Data Facts

All data as of February 28, 2021



Marion

County Spark Participation

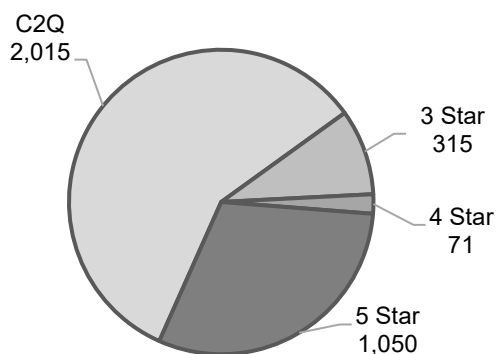
Star Rated Programs

	# Licensed	C2Q	3-Star	4-Star	5-Star
CC	73	35	2	2	1
CF	72	9	10	3	11
RF	147	22	10	0	2
HS	26	2	0	0	16
AP	12	5	0	0	3
Totals	330	73	22	5	33

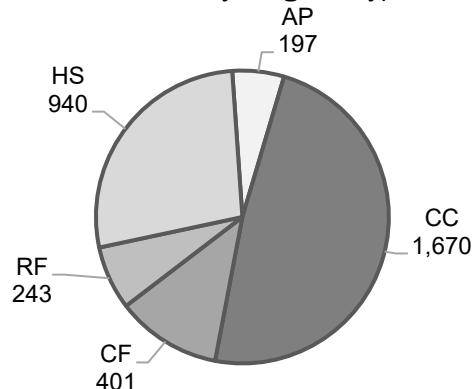
CC = Certified Center; CF = Certified Family; RF = Registered Family; HS = Head Start; AP = Alternative Pathway

Children in Spark Programs: 3,451

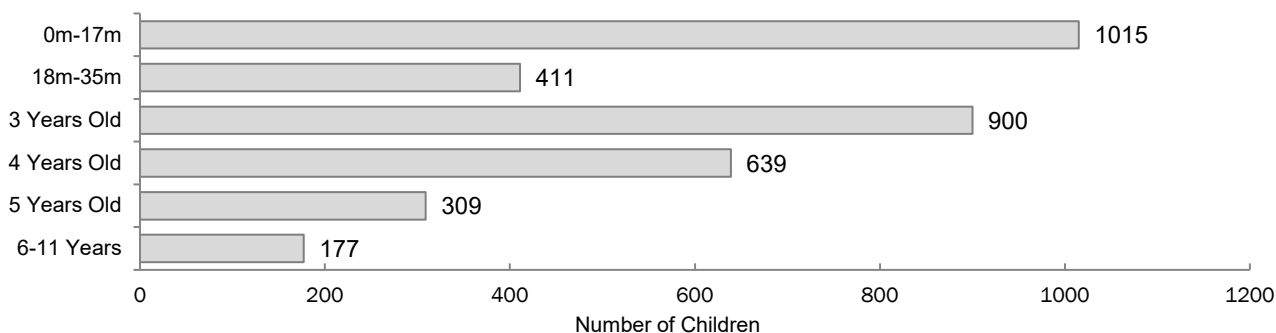
Children by Designation



Children by Program Type



Children by Age



Western Oregon
UNIVERSITY

The Research Institute

County Data Facts

All data as of February 28, 2021



Morrow

County Spark Participation

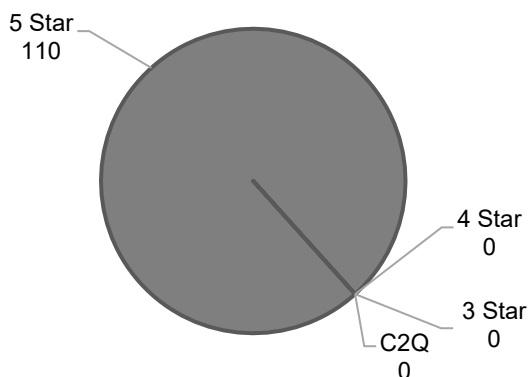
Star Rated Programs

	# Licensed	C2Q	3-Star	4-Star	5-Star
CC	3	0	0	0	0
CF	0	0	0	0	0
RF	1	0	0	0	0
HS	3	0	0	0	2
AP	0	0	0	0	0
Totals	7	0	0	0	2

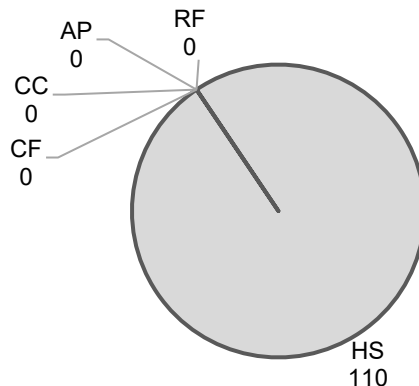
CC = Certified Center; CF = Certified Family; RF = Registered Family; HS = Head Start; AP = Alternative Pathway

Children in Spark Programs: 110

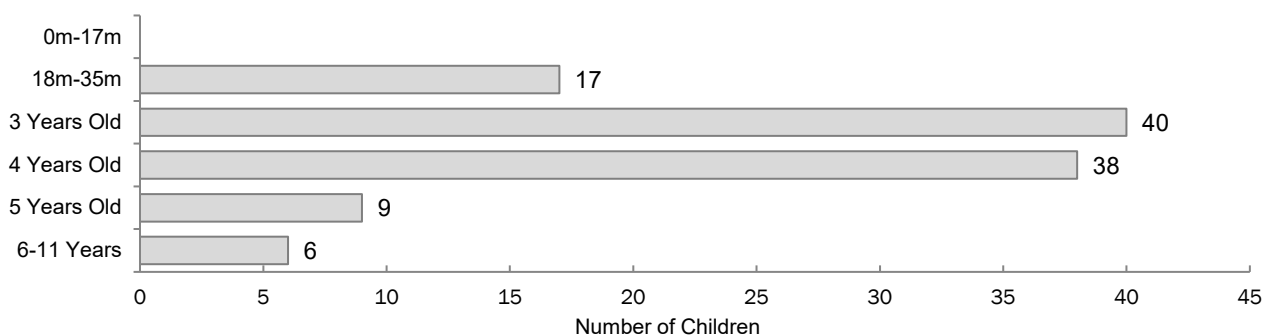
Children by Designation



Children by Program Type



Children by Age



Western Oregon
UNIVERSITY

The Research Institute

County Data Facts

All data as of February 28, 2021



Multnomah

County Spark Participation

Star Rated Programs

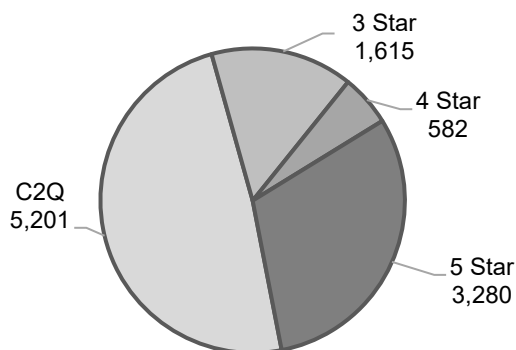
150

	# Licensed	C2Q	3-Star	4-Star	5-Star
CC	236	72	15	7	11
CF	220	62	18	6	13
RF	351	33	30	0	0
HS	56	2	1	0	43
AP	14	1	2	1	3
Totals	877	170	66	14	70

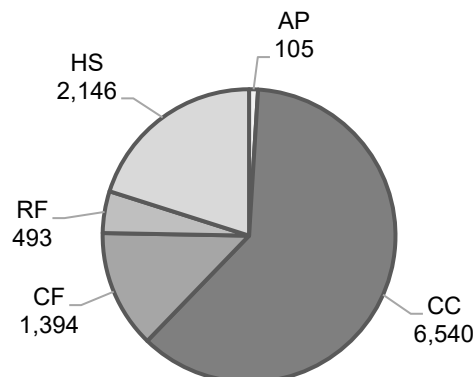
CC = Certified Center; CF = Certified Family; RF = Registered Family; HS = Head Start; AP = Alternative Pathway

Children in Spark Programs: 10,678

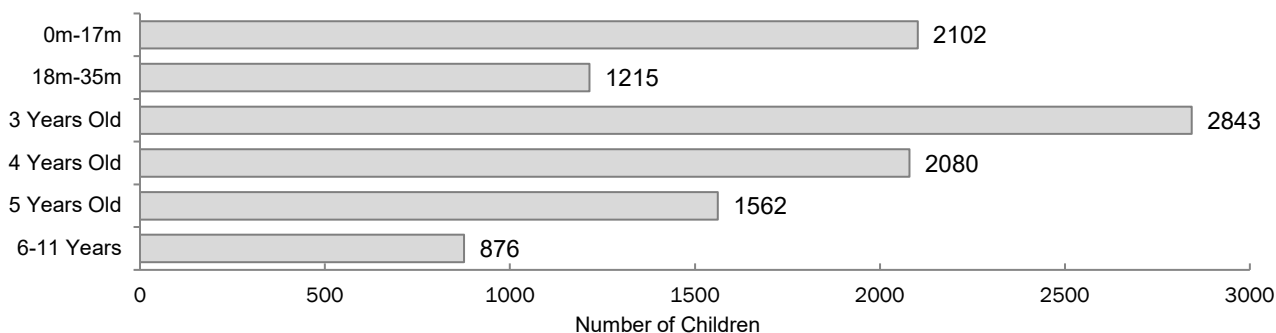
Children by Designation



Children by Program Type



Children by Age



Western Oregon
UNIVERSITY

The Research Institute

County Data Facts

All data as of February 28, 2021



Polk

16

County Spark Participation

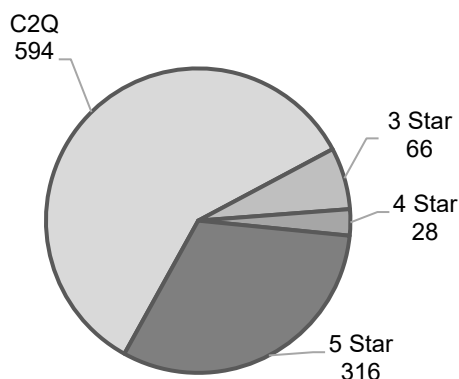
Star Rated Programs

	# Licensed	C2Q	3-Star	4-Star	5-Star
CC	18	8	1	0	3
CF	22	12	2	1	1
RF	26	9	2	2	0
HS	4	0	0	0	4
AP	1	0	0	0	0
Totals	71	29	5	3	8

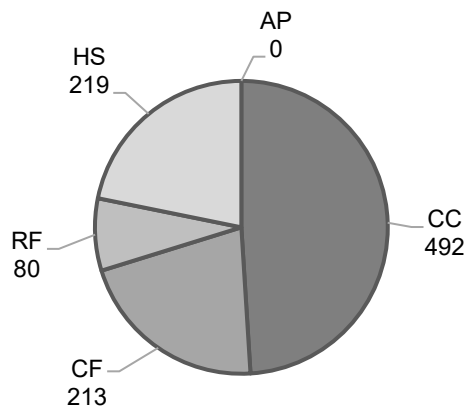
CC = Certified Center; CF = Certified Family; RF = Registered Family; HS = Head Start; AP = Alternative Pathway

Children in Spark Programs: 1,004

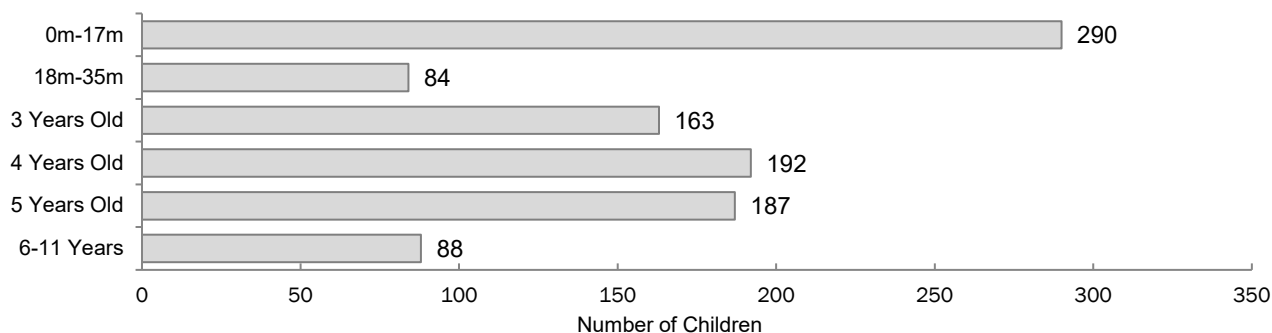
Children by Designation



Children by Program Type



Children by Age



Western Oregon
UNIVERSITY

The Research Institute

County Data Facts

All data as of February 28, 2021



Sherman

County Spark Participation

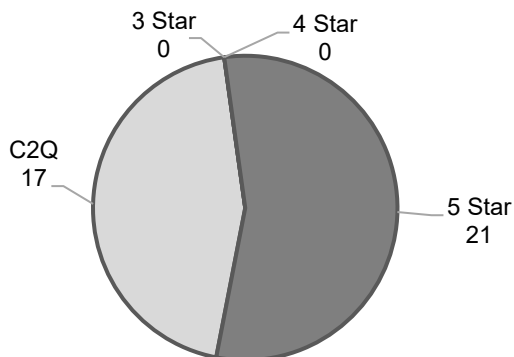
Star Rated Programs

	# Licensed	C2Q	3-Star	4-Star	5-Star
CC	1	0	0	0	1
CF	2	1	0	0	0
RF	0	0	0	0	0
HS	0	0	0	0	0
AP	0	0	0	0	0
Totals	3	1	0	0	1

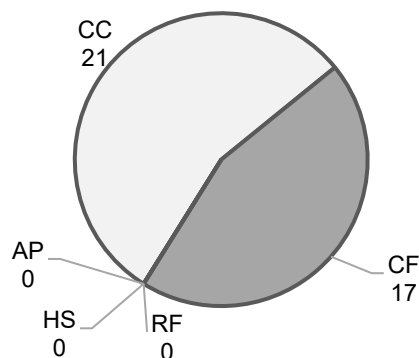
CC = Certified Center; CF = Certified Family; RF = Registered Family; HS = Head Start; AP = Alternative Pathway

Children in Spark Programs: 38

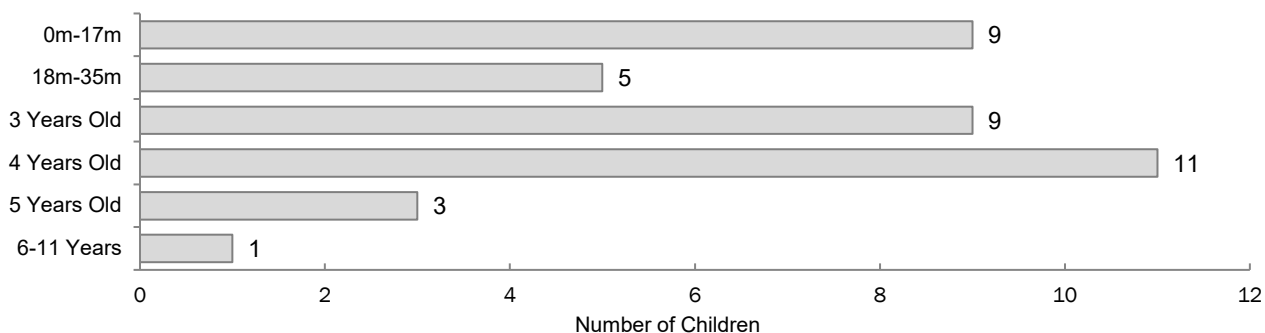
Children by Designation



Children by Program Type



Children by Age



Western Oregon
UNIVERSITY

The Research Institute

County Data Facts

All data as of February 28, 2021



Tillamook

County Spark Participation

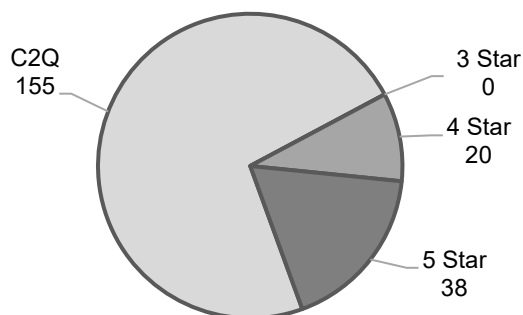
Star Rated Programs

	# Licensed	C2Q	3-Star	4-Star	5-Star
CC	3	2	0	1	0
CF	2	1	0	0	0
RF	5	3	0	0	0
HS	2	0	0	0	1
AP	2	1	0	1	0
Totals	14	7	0	2	1

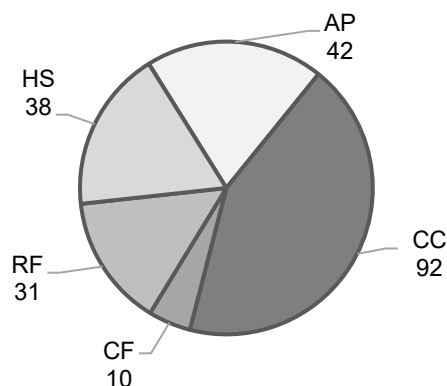
CC = Certified Center; CF = Certified Family; RF = Registered Family; HS = Head Start; AP = Alternative Pathway

Children in Spark Programs: 213

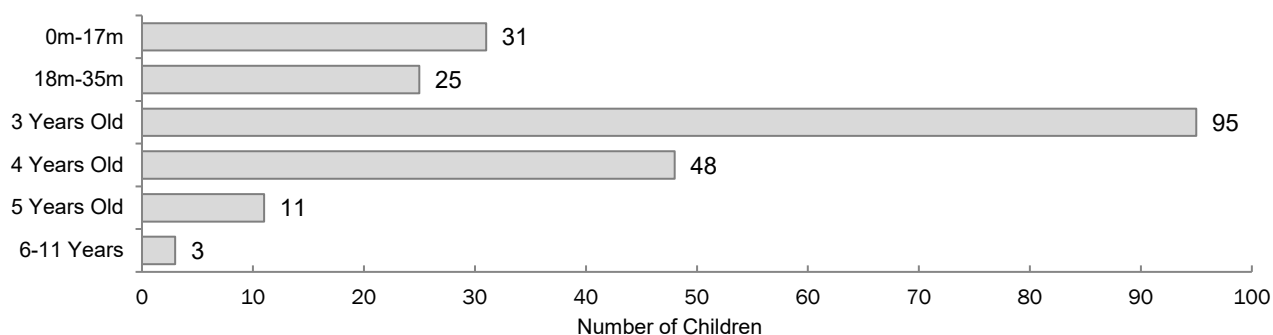
Children by Designation



Children by Program Type



Children by Age



Western Oregon
UNIVERSITY

The Research Institute

County Data Facts

All data as of February 28, 2021



Umatilla

County Spark Participation

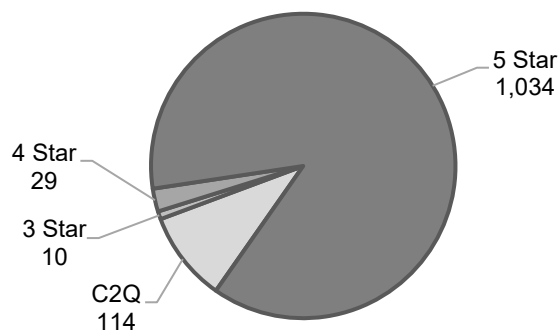
Star Rated Programs

	# Licensed	C2Q	3-Star	4-Star	5-Star
CC	12	1	0	0	1
CF	16	2	1	1	1
RF	40	6	1	1	0
HS	13	0	0	0	11
AP	0	0	0	0	0
Totals	81	9	2	2	13

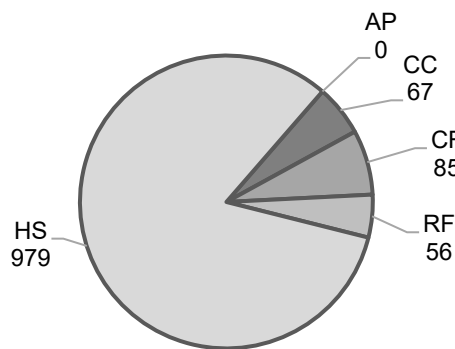
CC = Certified Center; CF = Certified Family; RF = Registered Family; HS = Head Start; AP = Alternative Pathway

Children in Spark Programs: 1,187

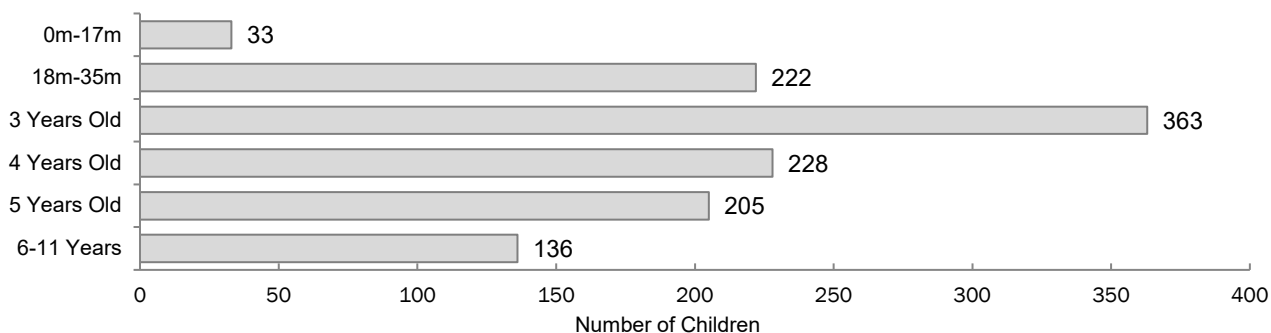
Children by Designation



Children by Program Type



Children by Age



Western Oregon
UNIVERSITY

The Research Institute

County Data Facts

All data as of February 28, 2021



Union

County Spark Participation

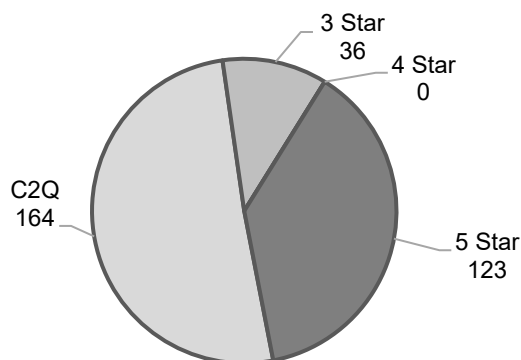
Star Rated Programs

	# Licensed	C2Q	3-Star	4-Star	5-Star
CC	3	0	0	0	0
CF	4	2	0	0	0
RF	26	15	4	0	0
HS	5	0	0	0	4
AP	0	0	0	0	0
Totals	38	17	4	0	4

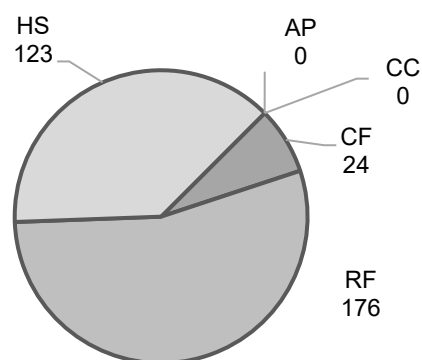
CC = Certified Center; CF = Certified Family; RF = Registered Family; HS = Head Start; AP = Alternative Pathway

Children in Spark Programs: 323

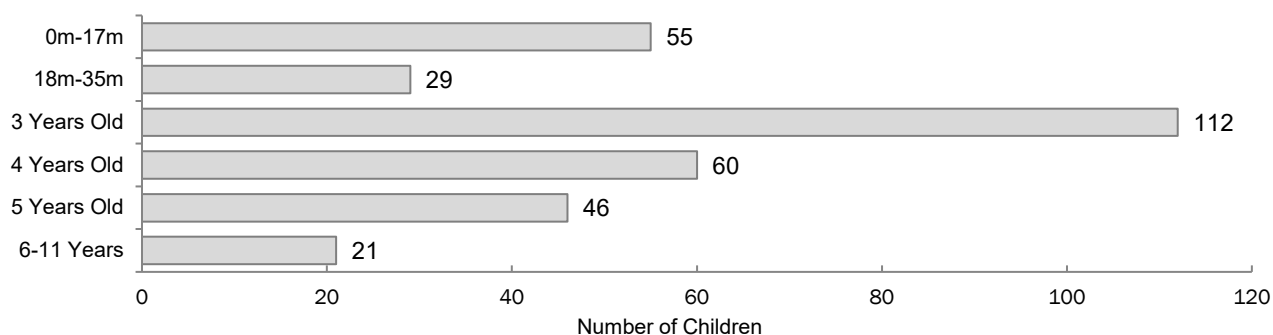
Children by Designation



Children by Program Type



Children by Age



County Data Facts

All data as of February 28, 2021



Wallowa

County Spark Participation

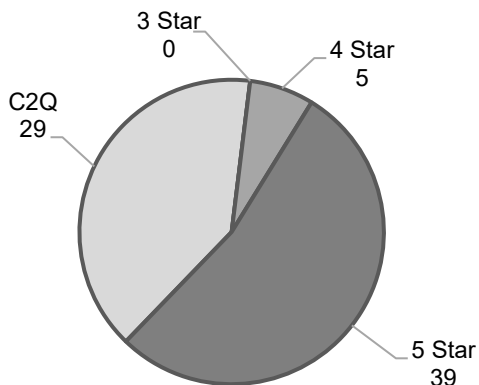
Star Rated Programs

	# Licensed	C2Q	3-Star	4-Star	5-Star
CC	1	0	0	1	0
CF	3	1	0	0	0
RF	3	2	0	0	0
HS	2	0	0	0	2
AP	0	0	0	0	0
Totals	9	3	0	1	2

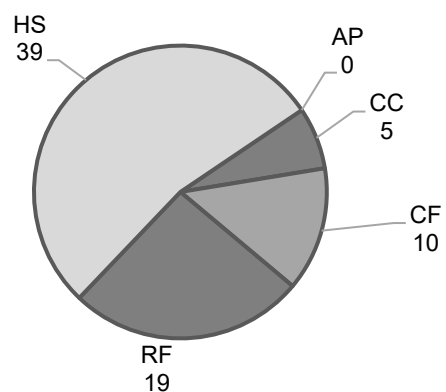
CC = Certified Center; CF = Certified Family; RF = Registered Family; HS = Head Start; AP = Alternative Pathway

Children in Spark Programs: 73

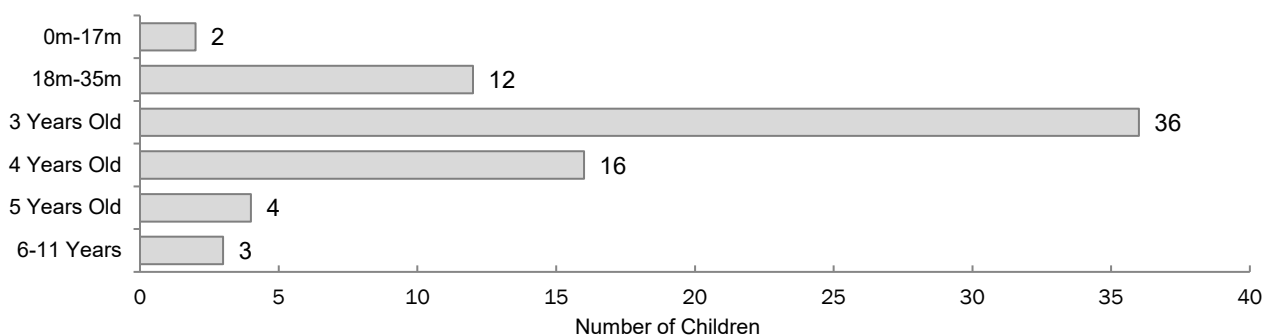
Children by Designation



Children by Program Type



Children by Age



Western Oregon
UNIVERSITY

The Research Institute

County Data Facts

All data as of February 28, 2021



Wasco

County Spark Participation

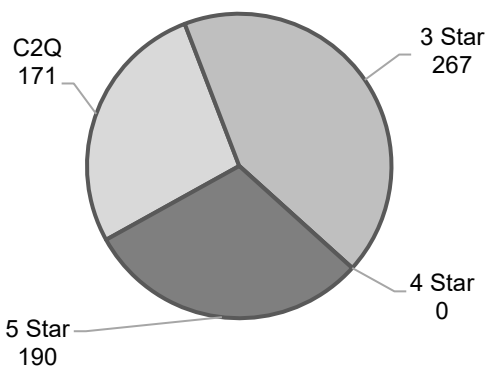
Star Rated Programs

	# Licensed	C2Q	3-Star	4-Star	5-Star
CC	2	1	1	0	0
CF	6	4	1	0	0
RF	19	9	0	0	0
HS	6	0	0	0	5
AP	1	0	0	0	0
Totals	34	14	2	0	5

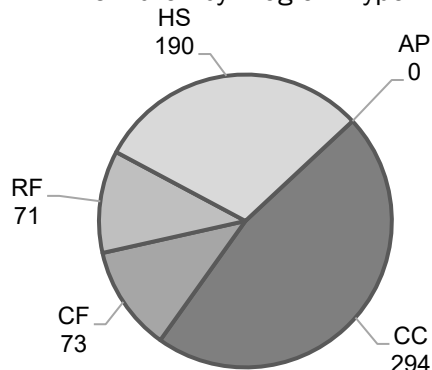
CC = Certified Center; CF = Certified Family; RF = Registered Family; HS = Head Start; AP = Alternative Pathway

Children in Spark Programs: 628

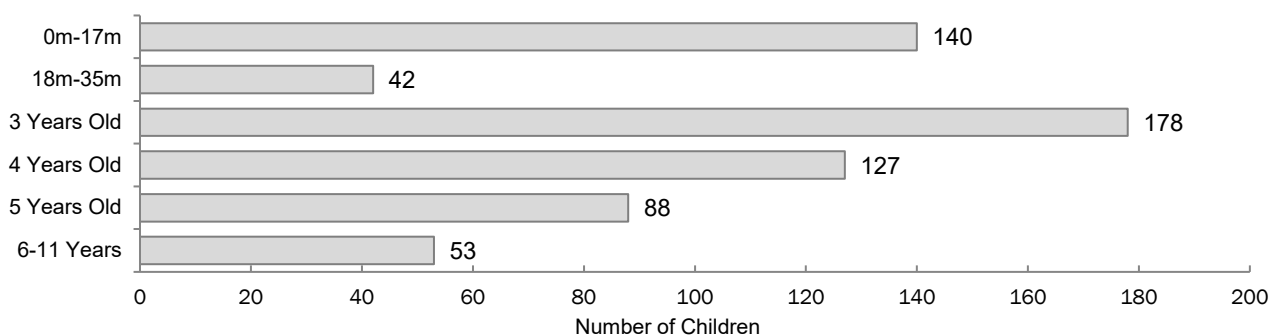
Children by Designation



Children by Program Type



Children by Age



Western Oregon
UNIVERSITY

The Research Institute

County Data Facts

All data as of February 28, 2021



Washington

76

County Spark Participation

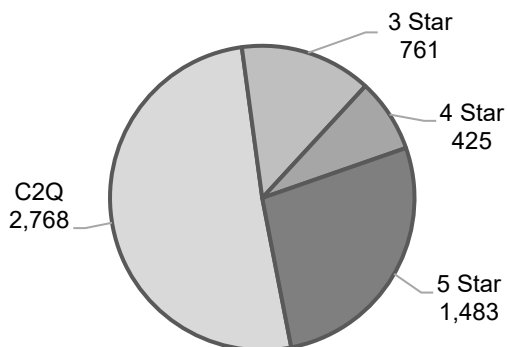
Star Rated Programs

	# Licensed	C2Q	3-Star	4-Star	5-Star
CC	158	28	7	5	3
CF	197	64	15	5	9
RF	211	56	9	1	1
HS	17	1	0	0	14
AP	7	6	3	1	3
Totals	590	155	34	12	30

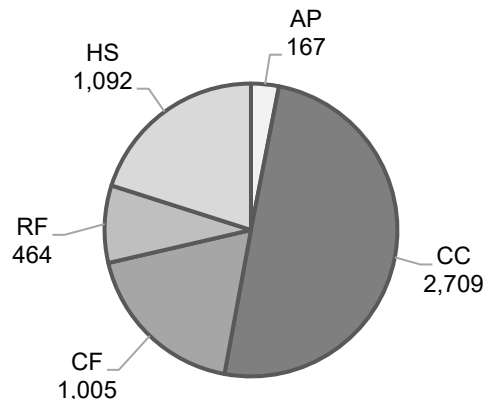
CC = Certified Center; CF = Certified Family; RF = Registered Family; HS = Head Start; AP = Alternative Pathway

Children in Spark Programs: 5,437

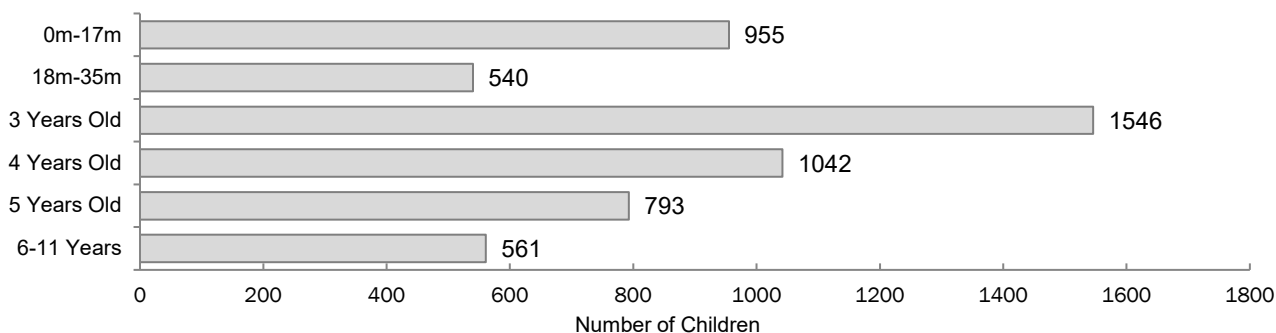
Children by Designation



Children by Program Type



Children by Age



Western Oregon
UNIVERSITY

The Research Institute

County Data Facts

All data as of February 28, 2021



Wheeler

County Spark Participation

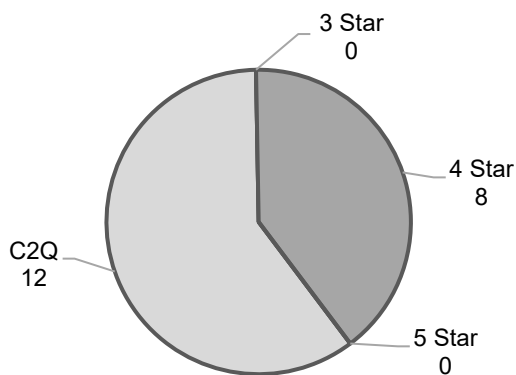
Star Rated Programs

	# Licensed	C2Q	3-Star	4-Star	5-Star
CC	0	0	0	0	0
CF	0	0	0	0	0
RF	1	0	0	0	0
HS	0	0	0	0	0
AP	2	1	0	1	0
Totals	3	1	0	1	0

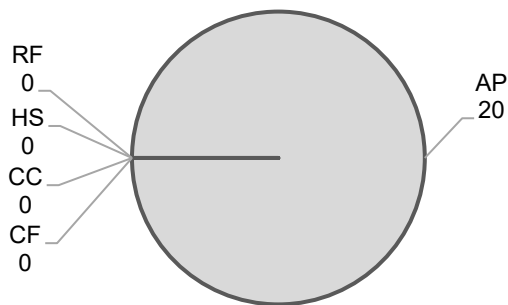
CC = Certified Center; CF = Certified Family; RF = Registered Family; HS = Head Start; AP = Alternative Pathway

Children in Spark Programs: 20

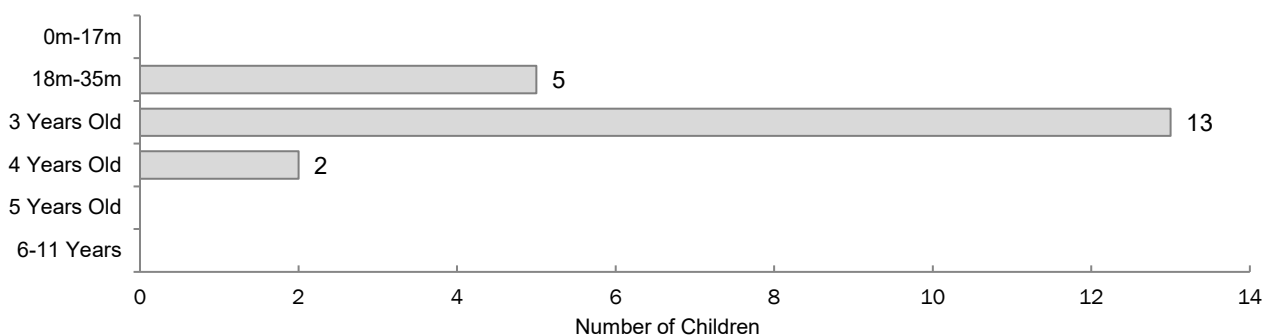
Children by Designation



Children by Program Type



Children by Age



Western Oregon
UNIVERSITY


The Research Institute

County Data Facts

All data as of February 28, 2021



Yamhill



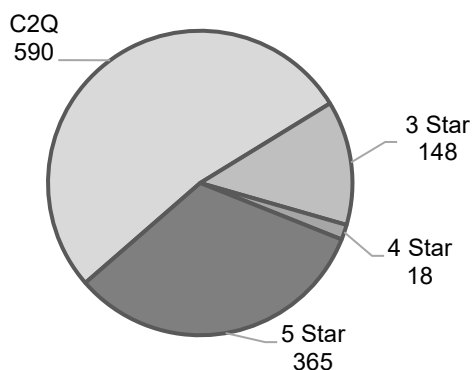
County Spark Participation

	# Licensed	C2Q	Star Rated Programs		
			3-Star	4-Star	5-Star
CC	19	5	2	0	0
CF	28	6	2	2	3
RF	29	3	1	0	2
HS	6	0	0	0	4
AP	3	2	1	0	0
Totals	85	16	6	2	9

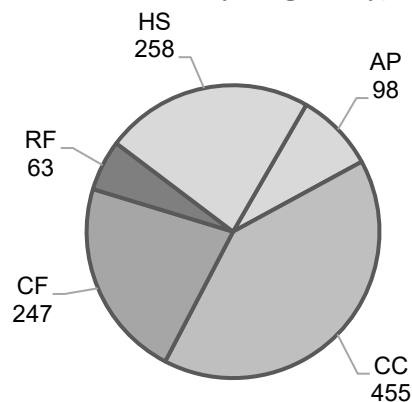
CC = Certified Center; CF = Certified Family; RF = Registered Family; HS = Head Start; AP = Alternative Pathway

Children in Spark Programs: 1,121

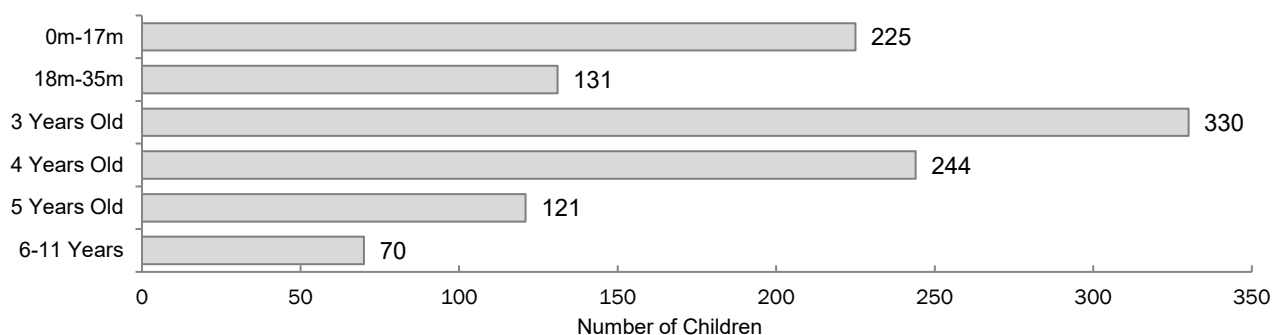
Children by Designation



Children by Program Type



Children by Age



Western Oregon
UNIVERSITY

The Research Institute