



# Data Facts

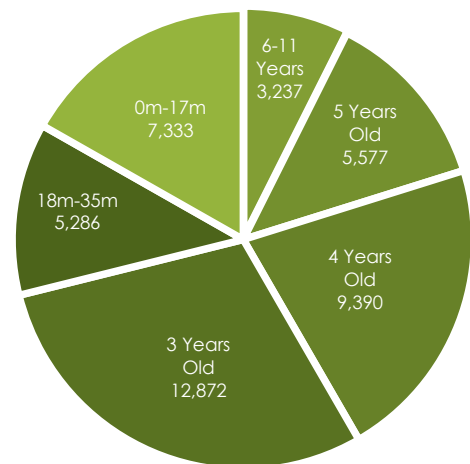
April 30, 2021

[OregonSpark.org/qris](http://OregonSpark.org/qris)

Spark, Oregon's Quality Rating and Improvement System is a system designed to raise the quality and consistency of early learning programs across the state. Spark aligns with the national trend of QRISs that recognizes, rewards, and builds on the current quality of early learning. Spark provides a framework for program quality improvement while providing a tool that helps parents looking for quality early learning and care options.

Visit <http://www.oregonspark.org> for more information on requirements and standards.

There were 43,695 children in Early Learning & Development Programs (ELDPs) that had achieved a Commitment to Quality (C2Q) rating or above. Four in five (78%) of those children are in child care centers, 13% are in certified family child care, and 6% are in registered family child care. ELDPs that have attained a 3-, 4-, or 5-star rating provide service to 25,295 children. The age distribution of children in C2Q or star rated programs is highlighted in the figure. Head Start programs participating in the QRIS provide services to 12,115 children.



Total Children in Programs Participating in QRIS

# 43,695

This report reflects information gathered as of Apr 30, 2021.  
For additional information please contact: 1-877-768-8290

Data Fact Archive

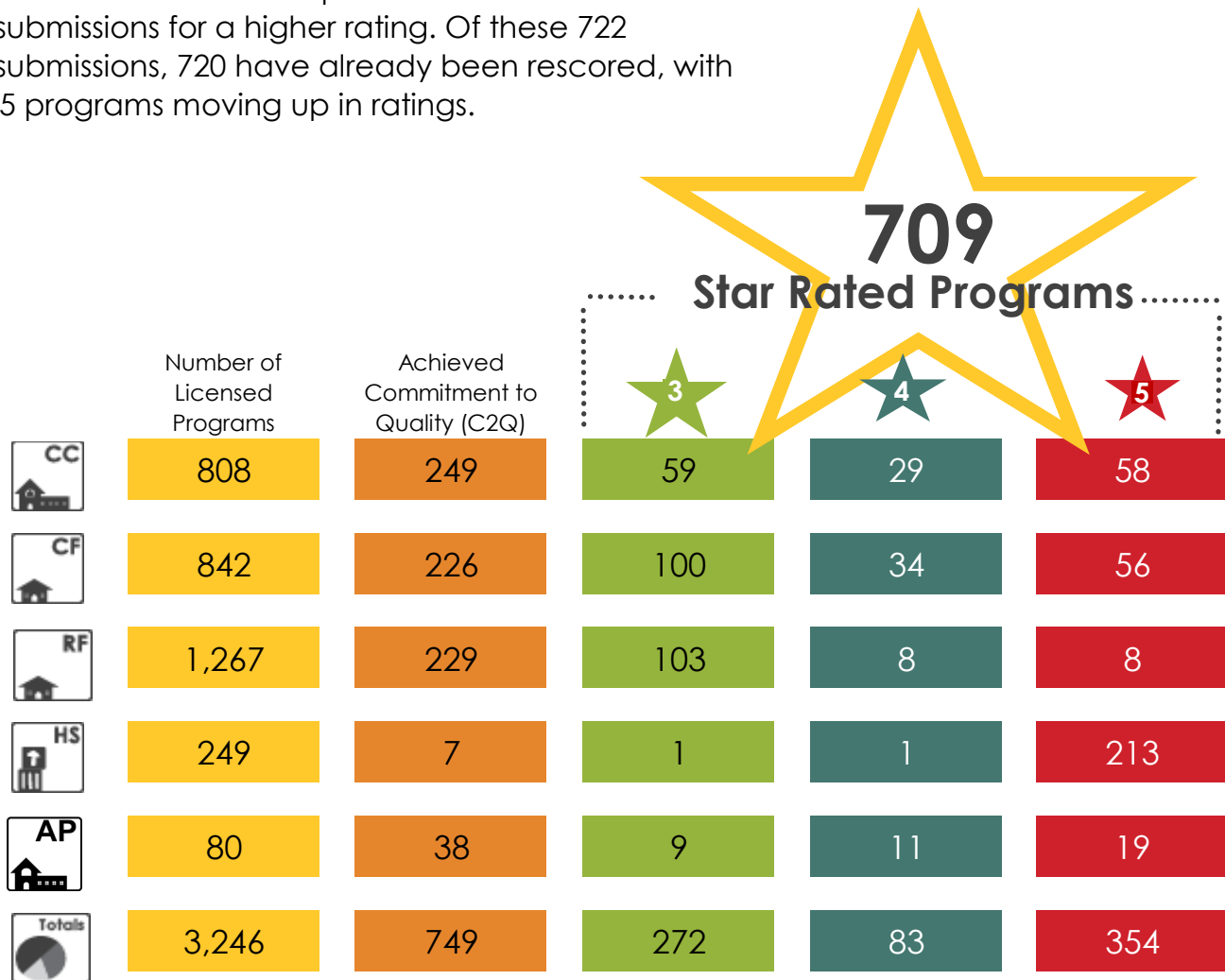


# Data Facts

April 30, 2021

[OregonSpark.org/qris](https://OregonSpark.org/qris)

We have received 1899 portfolios. This includes 722 resubmissions for a higher rating. Of these 722 resubmissions, 720 have already been rescored, with 625 programs moving up in ratings.



**CC** = Certified Center; **CF** = Certified Family; **RF** = Registered Family; **HS** = Head Start; **AP** = Alternative Pathway

Alternative Pathway (AP) indicates programs that are license exempt due to their association with school districts. These School Partner programs may have been licensed in the past and are still eligible for Spark participation. There are other School Partner programs that are not currently participating in Spark. However, the full list is not available yet so there may be discrepancies in the Data Facts until all School Partners and School Partners participating in Spark (AP) can be identified.

This report reflects information gathered as of Apr 30, 2021.  
For additional information please contact: 1-877-768-8290

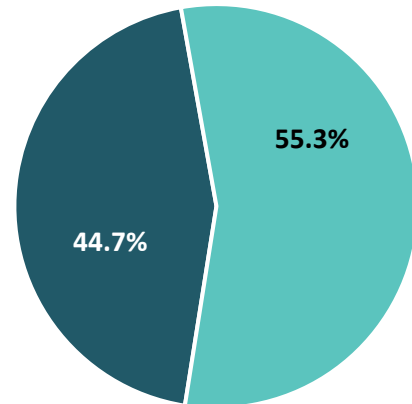
[Data Fact Archive](#)

## Participation

This infographic shows the percentage of child care programs participating in Oregon's Spark by county.

### Breakdown by Type

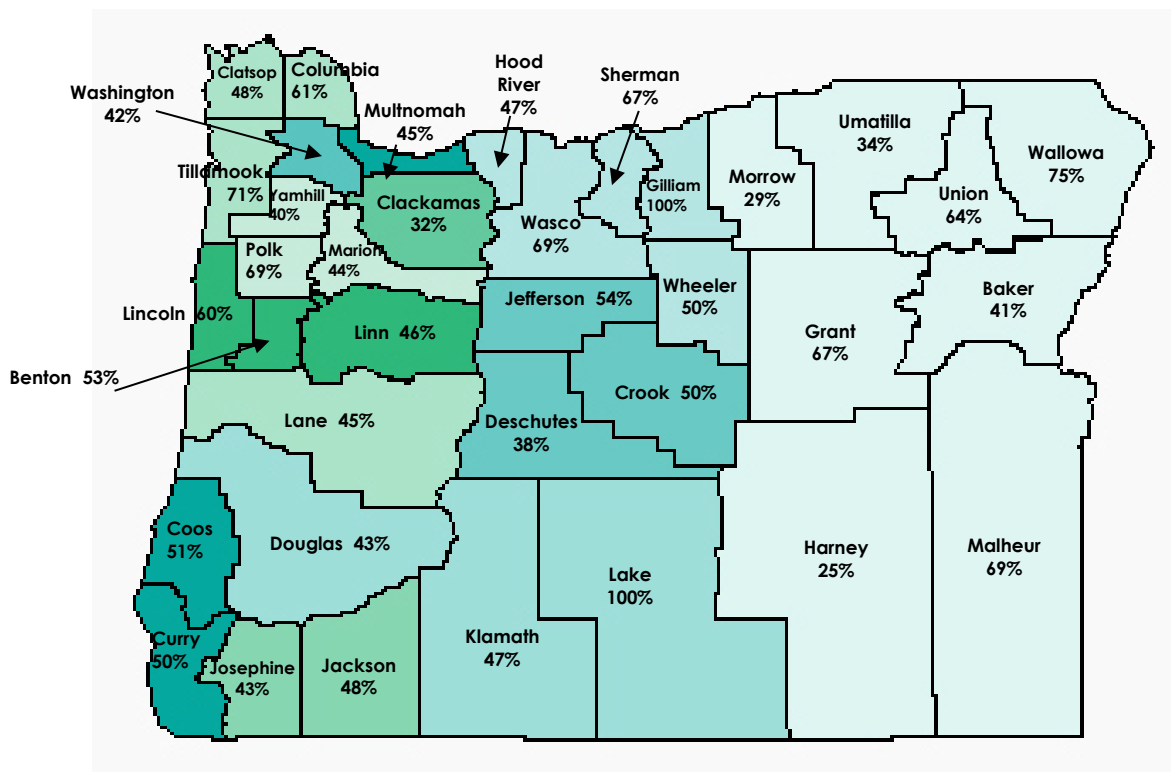
Centers includes licensed, alternative pathway, and Head Start programs. Family Child Care includes both large certified family and small registered family programs. There are 1458 programs participating in total.



### Breakdown by Participation

Participation is a percentage of the total number of eligible programs in each county.

■ Centers ■ Family Child Care



Produced by the Center on Research, Evaluation & Analysis - The Research Institute at Western Oregon University

# County Data Facts

All data as of April 30, 2021



## Baker

County Spark Participation

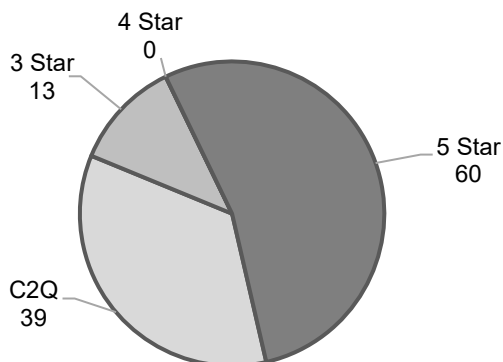
Star Rated Programs

	# Licensed	C2Q	3-Star	4-Star	5-Star
CC	3	1	0	0	0
CF	1	1	0	0	0
RF	12	3	1	0	0
HS	1	0	0	0	1
AP	0	0	0	0	0
Totals	17	5	1	0	1

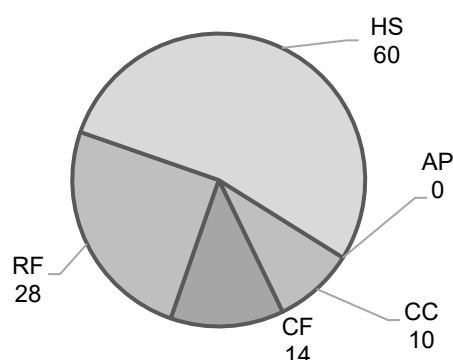
CC = Certified Center; CF = Certified Family; RF = Registered Family; HS = Head Start; AP = Alternative Pathway

## Children in Spark Programs: 112

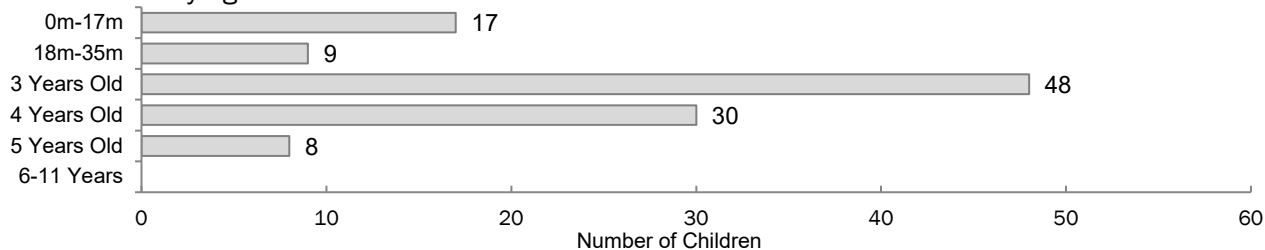
Children by Designation



Children by Program Type



Children by Age



Western Oregon  
UNIVERSITY

The Research Institute

# County Data Facts

All data as of April 30, 2021



## Benton

14

### County Spark Participation

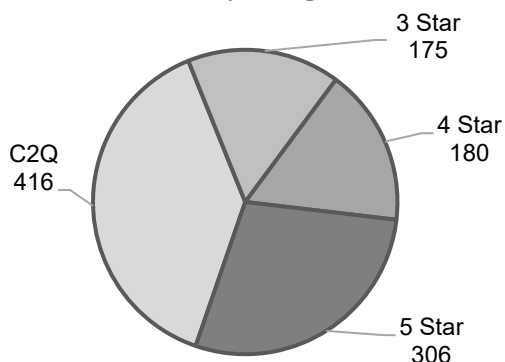
#### Star Rated Programs

	# Licensed	C2Q	3-Star	4-Star	5-Star
CC	22	10	2	2	4
CF	9	0	0	0	1
RF	13	1	1	2	0
HS	3	0	0	0	2
AP	0	0	0	0	0
Totals	47	11	3	4	7

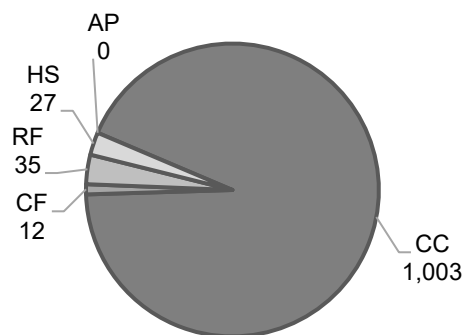
CC = Certified Center; CF = Certified Family; RF = Registered Family; HS = Head Start; AP = Alternative Pathway

### Children in Spark Programs: 1,077

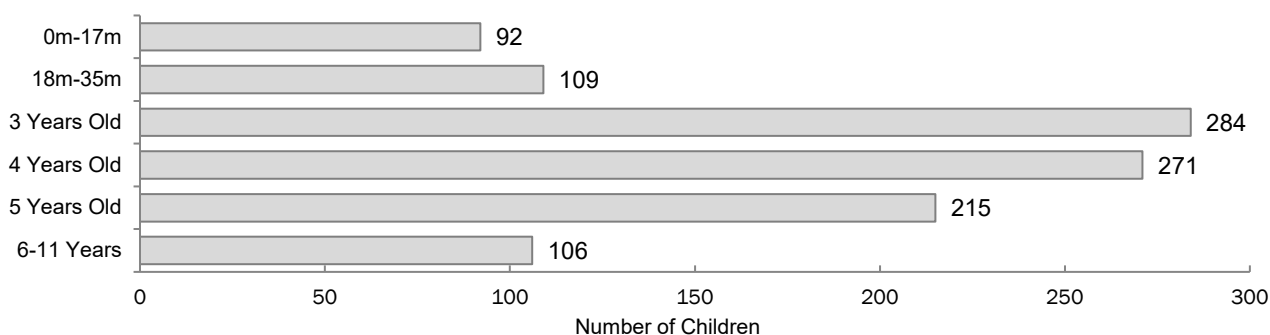
#### Children by Designation



#### Children by Program Type



#### Children by Age



Western Oregon  
UNIVERSITY

The Research Institute

# County Data Facts

All data as of April 30, 2021



## Clackamas

33

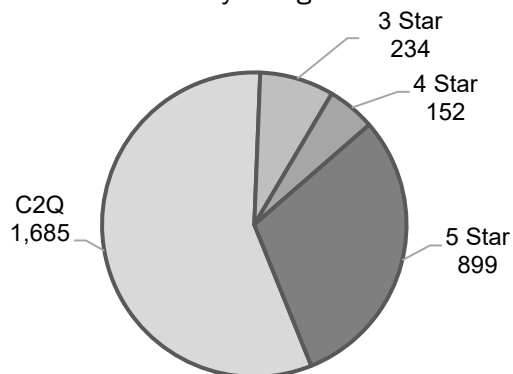
### Star Rated Programs

	# Licensed	C2Q	3-Star	4-Star	5-Star
CC	88	21	1	2	3
CF	53	10	7	1	3
RF	83	7	5	0	0
HS	11	2	0	0	9
AP	6	4	1	0	1
Totals	241	44	14	3	16

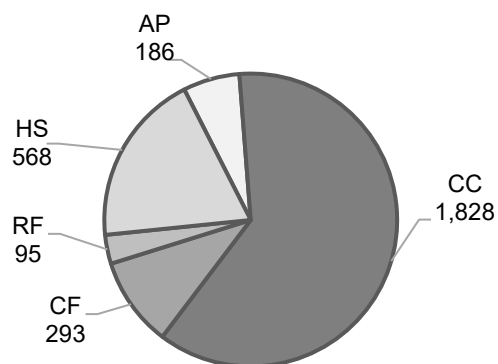
CC = Certified Center; CF = Certified Family; RF = Registered Family; HS = Head Start; AP = Alternative Pathway

### Children in Spark Programs: 2,970

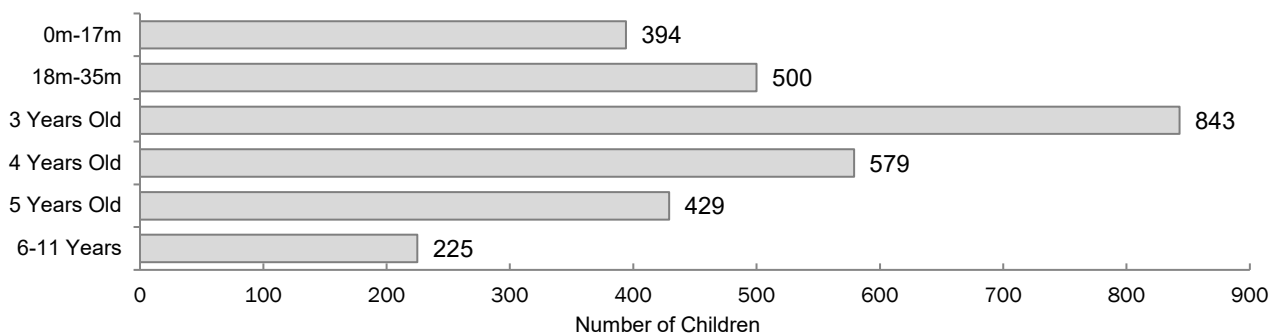
Children by Designation



Children by Program Type



Children by Age



Western Oregon  
UNIVERSITY

The Research Institute

# County Data Facts

All data as of April 30, 2021



## Clatsop

County Spark Participation

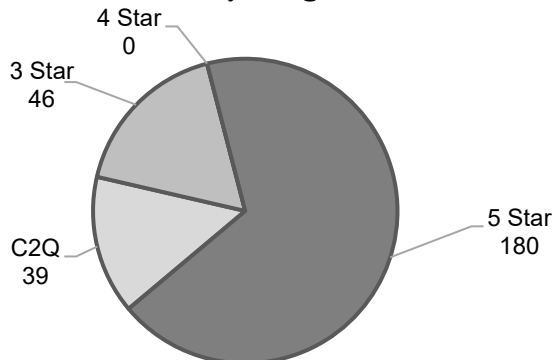
Star Rated Programs

	# Licensed	C2Q	3-Star	4-Star	5-Star
CC	7	0	1	0	0
CF	1	1	0	0	0
RF	8	3	1	0	0
HS	4	0	0	0	3
AP	1	0	0	0	1
Totals	21	4	2	0	4

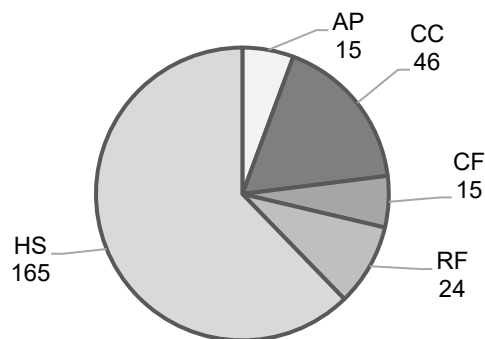
CC = Certified Center; CF = Certified Family; RF = Registered Family; HS = Head Start; AP = Alternative Pathway

### Children in Spark Programs: 265

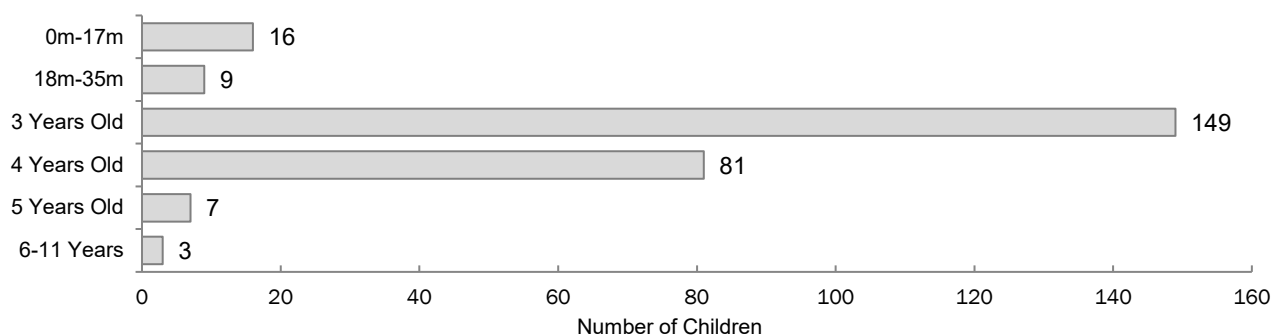
Children by Designation



Children by Program Type



Children by Age



Western Oregon  
UNIVERSITY

The Research Institute

# County Data Facts

All data as of April 30, 2021



## Columbia

County Spark Participation

Star Rated Programs

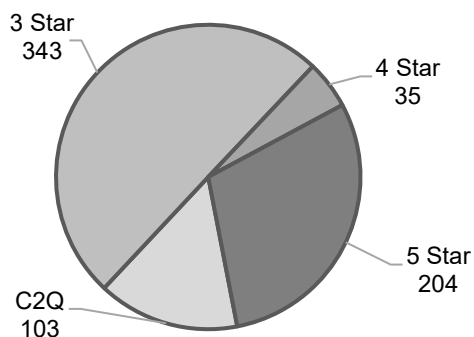
15

	# Licensed	C2Q	3-Star	4-Star	5-Star
CC	7	2	3	0	0
CF	4	1	2	0	0
RF	13	2	2	0	0
HS	5	0	0	0	4
AP	4	0	0	1	3
Totals	33	5	7	1	7

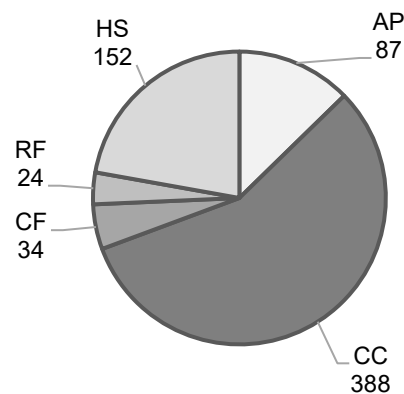
CC = Certified Center; CF = Certified Family; RF = Registered Family; HS = Head Start; AP = Alternative Pathway

### Children in Spark Programs: 685

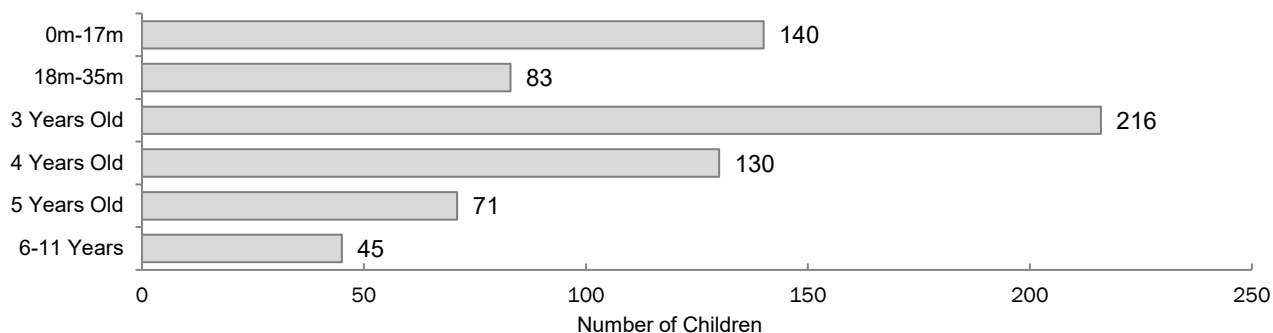
Children by Designation



Children by Program Type



Children by Age



Western Oregon  
UNIVERSITY

The Research Institute



# County Data Facts

All data as of April 30, 2021



## Coos

12

### County Spark Participation

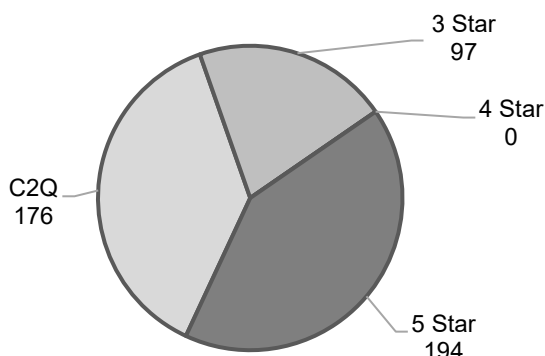
#### Star Rated Programs

	# Licensed	C2Q	3-Star	4-Star	5-Star
CC	6	5	1	0	0
CF	6	0	3	0	0
RF	23	3	3	0	0
HS	5	0	0	0	5
AP	1	1	0	0	0
Totals	41	9	7	0	5

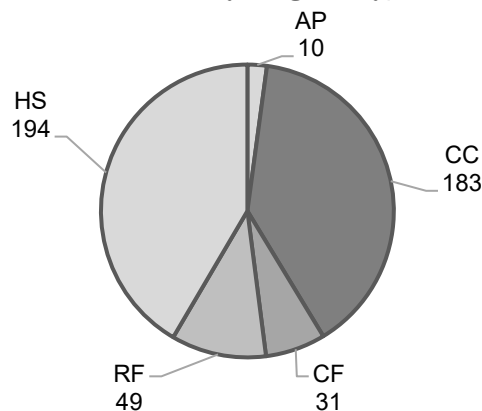
CC = Certified Center; CF = Certified Family; RF = Registered Family; HS = Head Start; AP = Alternative Pathway

### Children in Spark Programs: 467

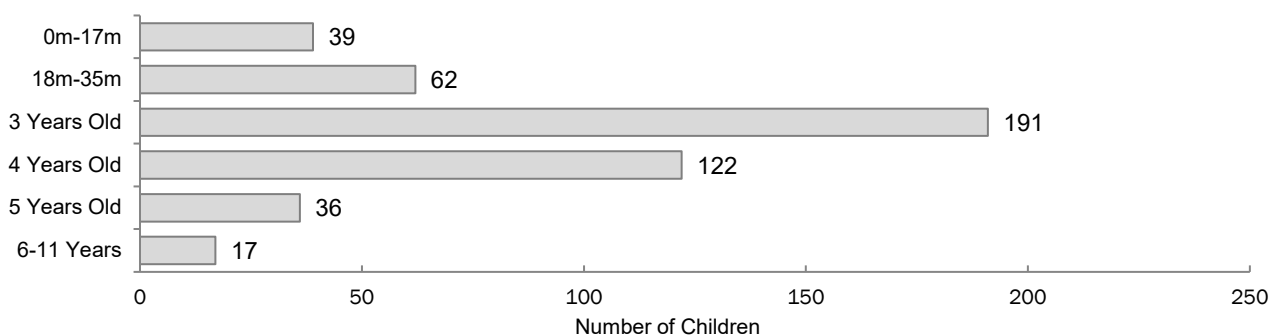
#### Children by Designation



#### Children by Program Type



#### Children by Age



Western Oregon  
UNIVERSITY

The Research Institute

# County Data Facts

All data as of April 30, 2021



## Crook

County Spark Participation

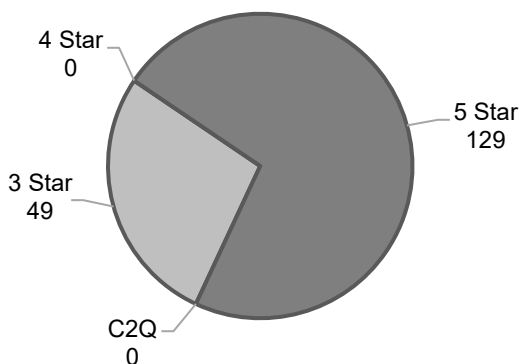
Star Rated Programs

	# Licensed	C2Q	3-Star	4-Star	5-Star
CC	3	0	1	0	1
CF	2	0	0	0	0
RF	3	0	1	0	0
HS	2	0	0	0	2
AP	0	0	0	0	0
Totals	10	0	2	0	3

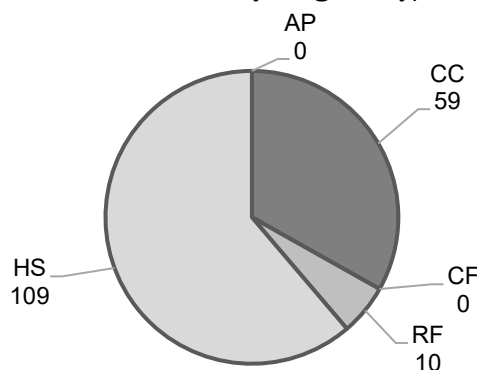
CC = Certified Center; CF = Certified Family; RF = Registered Family; HS = Head Start; AP = Alternative Pathway

### Children in Spark Programs: 178

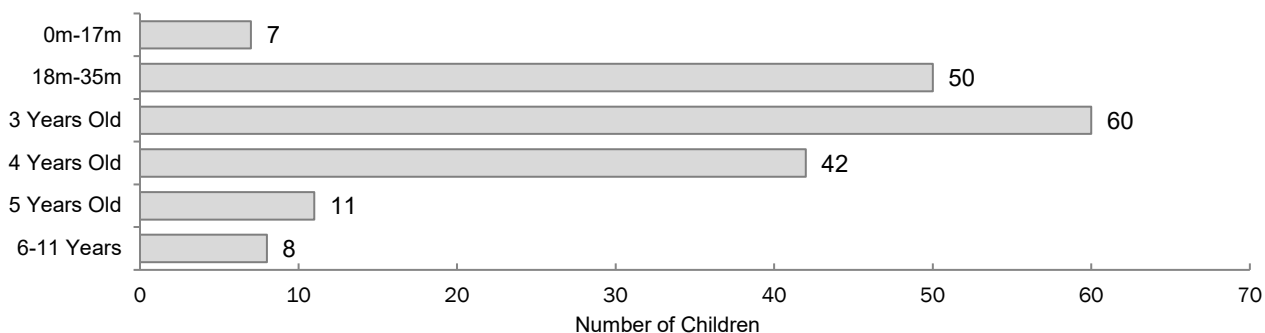
Children by Designation



Children by Program Type



Children by Age



Western Oregon  
UNIVERSITY

The Research Institute

# County Data Facts

All data as of April 30, 2021



## Curry

County Spark Participation

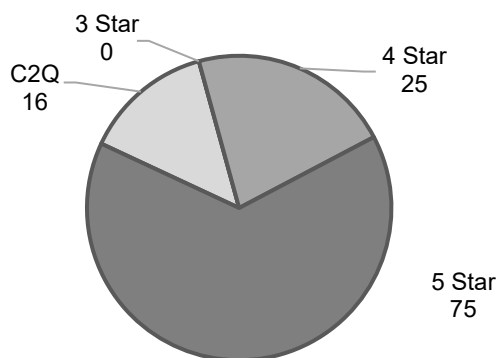
Star Rated Programs

	# Licensed	C2Q	3-Star	4-Star	5-Star
CC	2	0	0	0	0
CF	3	1	0	1	0
RF	1	0	0	0	0
HS	4	0	0	0	3
AP	0	0	0	0	0
Totals	10	1	0	1	3

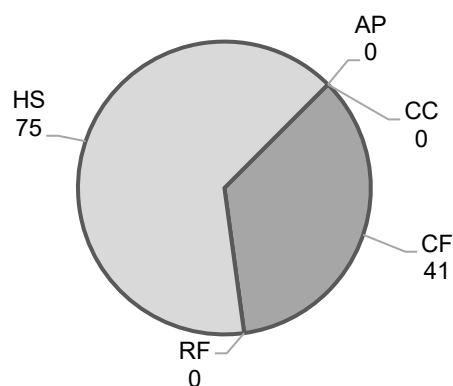
CC = Certified Center; CF = Certified Family; RF = Registered Family; HS = Head Start; AP = Alternative Pathway

### Children in Spark Programs: 116

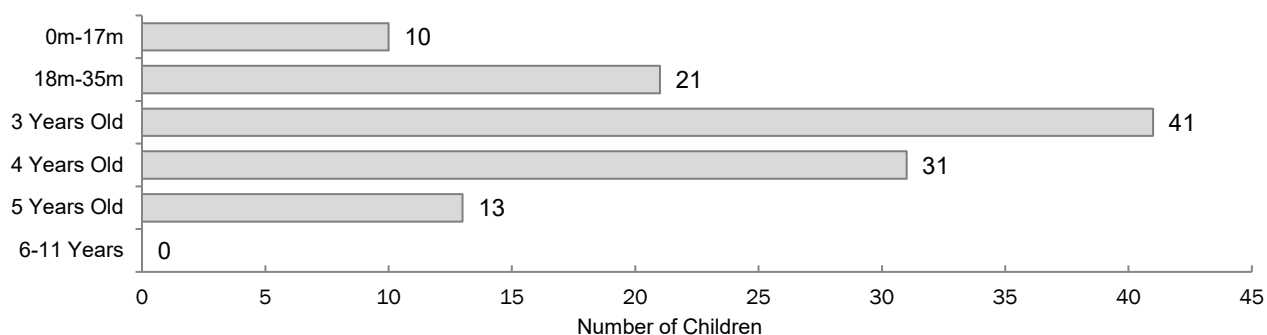
Children by Designation



Children by Program Type



Children by Age



Western Oregon  
UNIVERSITY

The Research Institute

# County Data Facts

All data as of April 30, 2021



## Deschutes

34

### County Spark Participation

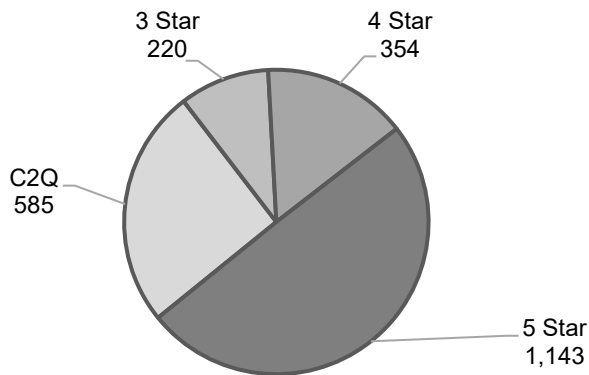
#### Star Rated Programs

	# Licensed	C2Q	3-Star	4-Star	5-Star
CC	56	9	1	5	6
CF	45	10	7	2	2
RF	42	5	4	0	0
HS	10	0	0	0	7
AP	1	1	0	0	0
Totals	154	25	12	7	15

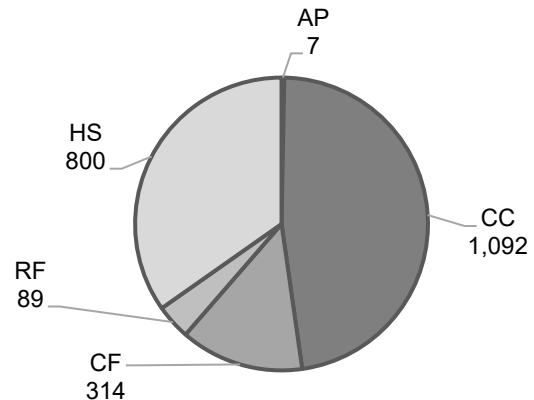
CC = Certified Center; CF = Certified Family; RF = Registered Family; HS = Head Start; AP = Alternative Pathway

### Children in Spark Programs: 2,302

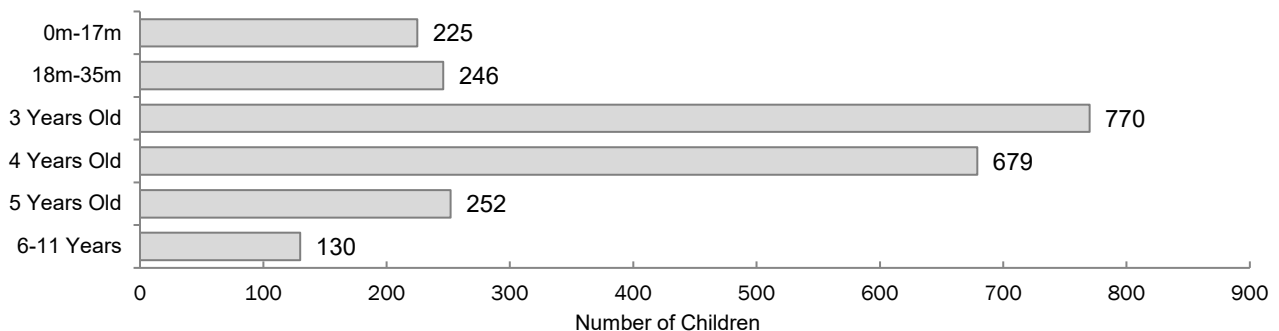
#### Children by Designation



#### Children by Program Type



#### Children by Age



Western Oregon  
UNIVERSITY

The Research Institute

# County Data Facts

All data as of April 30, 2021



## Douglas

County Spark Participation

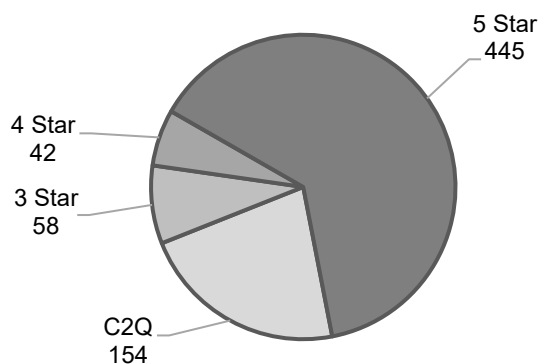
Star Rated Programs

	# Licensed	C2Q	3-Star	4-Star	5-Star
CC	14	3	1	0	3
CF	4	0	1	0	2
RF	37	5	1	0	2
HS	7	0	0	0	5
AP	7	1	1	2	3
Totals	69	9	4	2	15

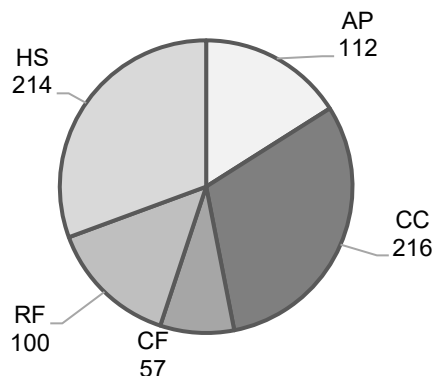
CC = Certified Center; CF = Certified Family; RF = Registered Family; HS = Head Start; AP = Alternative Pathway

### Children in Spark Programs: 699

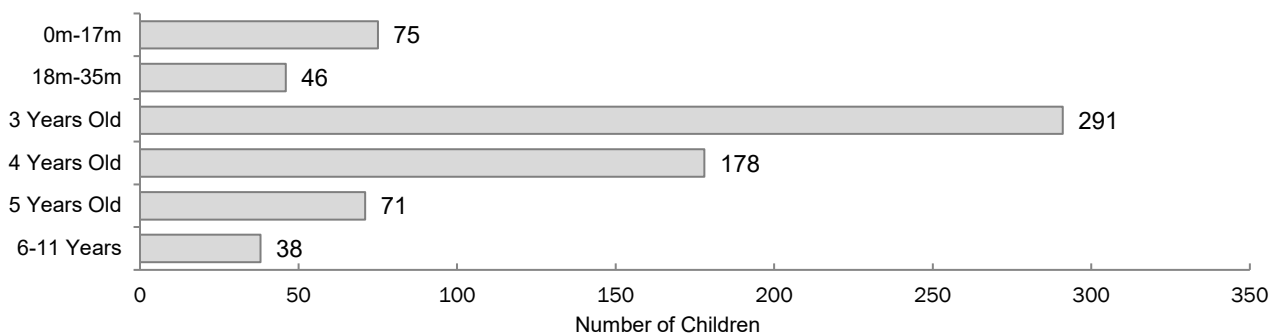
Children by Designation



Children by Program Type



Children by Age



Western Oregon  
UNIVERSITY

The Research Institute

# County Data Facts

All data as of April 30, 2021



## Gilliam

County Spark Participation

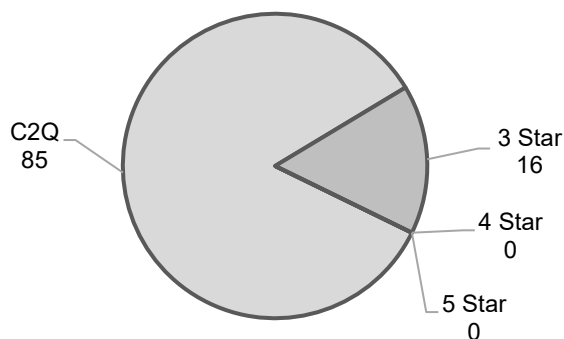
Star Rated Programs

	# Licensed	C2Q	3-Star	4-Star	5-Star
CC	0	1	0	0	0
CF	0	0	1	0	0
RF	0	0	0	0	0
HS	2	0	0	0	0
AP	0	0	0	0	0
Totals	2	1	1	0	0

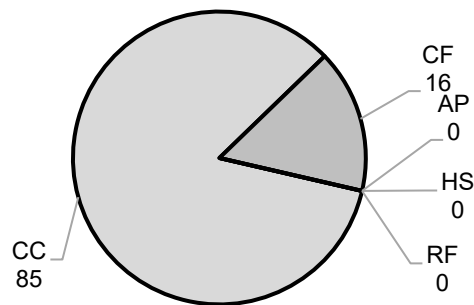
CC = Certified Center; CF = Certified Family; RF = Registered Family; HS = Head Start; AP = Alternative Pathway

### Children in Spark Programs: 101

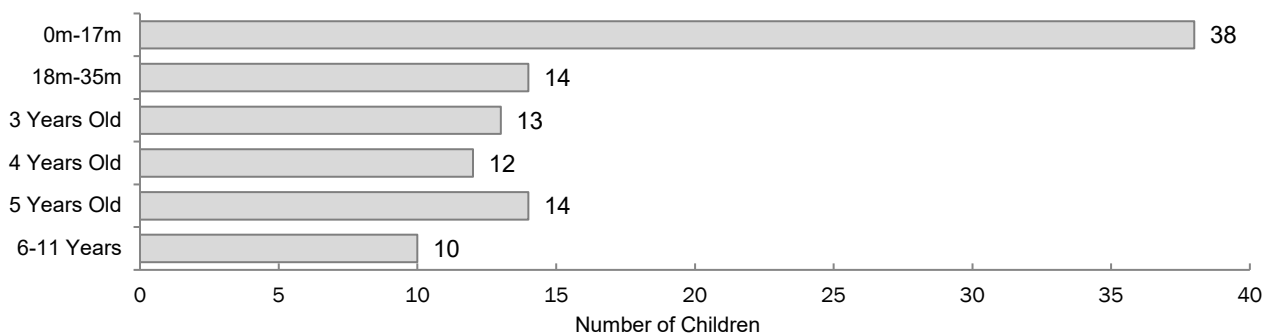
Children by Designation



Children by Program Type



Children by Age



Western Oregon  
UNIVERSITY

The Research Institute

# County Data Facts

All data as of April 30, 2021



## Grant

County Spark Participation

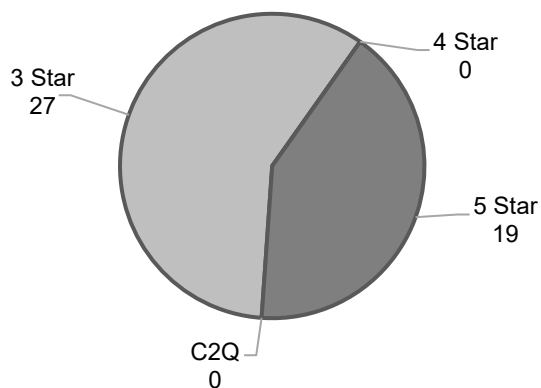
Star Rated Programs

	# Licensed	C2Q	3-Star	4-Star	5-Star
CC	1	0	1	0	0
CF	1	0	0	0	0
RF	0	0	0	0	0
HS	1	0	0	0	1
AP	0	0	0	0	0
Totals	3	0	1	0	1

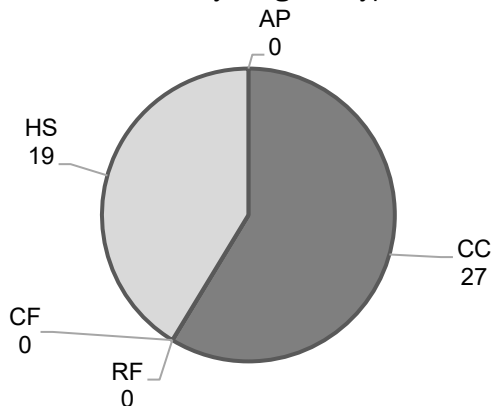
CC = Certified Center; CF = Certified Family; RF = Registered Family; HS = Head Start; AP = Alternative Pathway

## Children in Spark Programs: 46

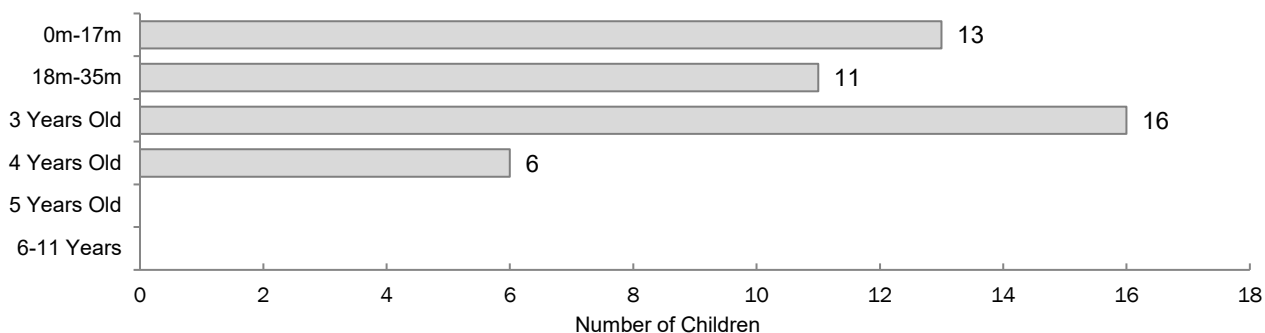
Children by Designation



Children by Program Type



Children by Age



Western Oregon  
UNIVERSITY

The Research Institute

# County Data Facts

All data as of April 30, 2021



## Harney

County Spark Participation

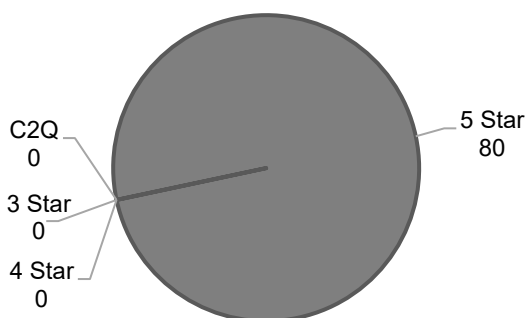
Star Rated Programs

	# Licensed	C2Q	3-Star	4-Star	5-Star
CC	0	0	0	0	0
CF	0	0	0	0	0
RF	3	0	0	0	0
HS	1	0	0	0	1
AP	0	0	0	0	0
Totals	4	0	0	0	1

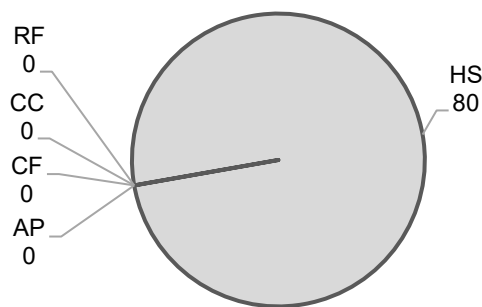
CC = Certified Center; CF = Certified Family; RF = Registered Family; HS = Head Start; AP = Alternative Pathway

### Children in Spark Programs: 80

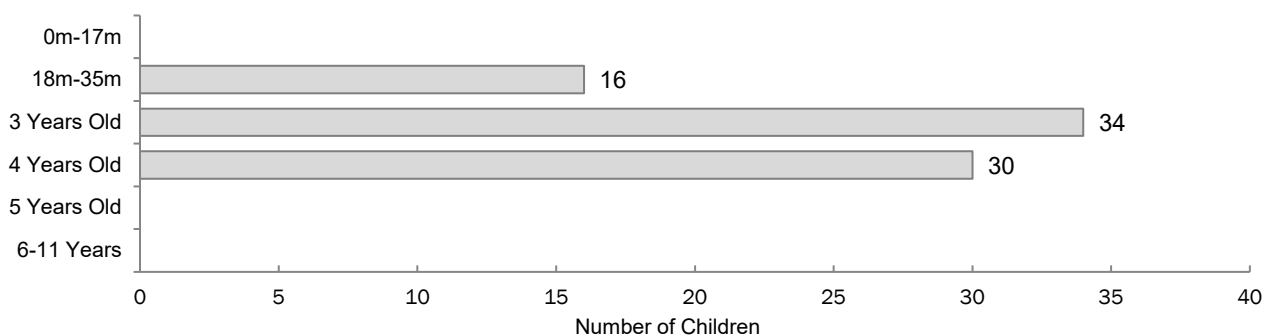
Children by Designation



Children by Program Type



Children by Age



Western Oregon  
UNIVERSITY

The Research Institute



# County Data Facts

All data as of April 30, 2021



## Hood River

County Spark Participation

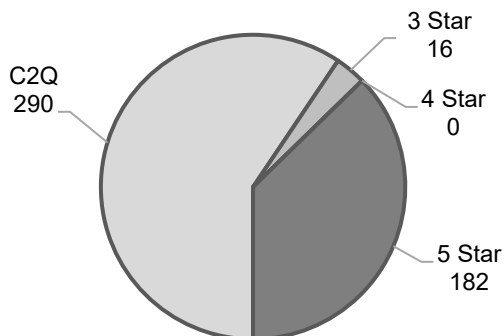
Star Rated Programs

	# Licensed	C2Q	3-Star	4-Star	5-Star
CC	10	5	0	0	1
CF	8	3	0	0	0
RF	14	3	0	0	0
HS	5	0	0	0	5
AP	1	0	1	0	0
Totals	38	11	1	0	6

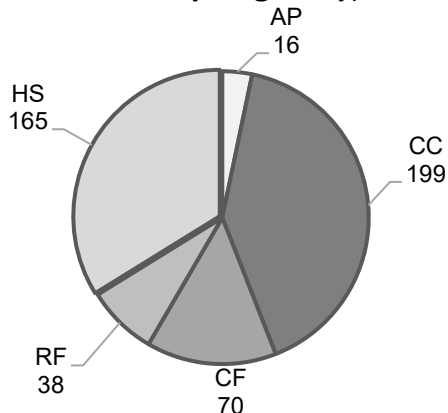
CC = Certified Center; CF = Certified Family; RF = Registered Family; HS = Head Start; AP = Alternative Pathway

### Children in Spark Programs: 488

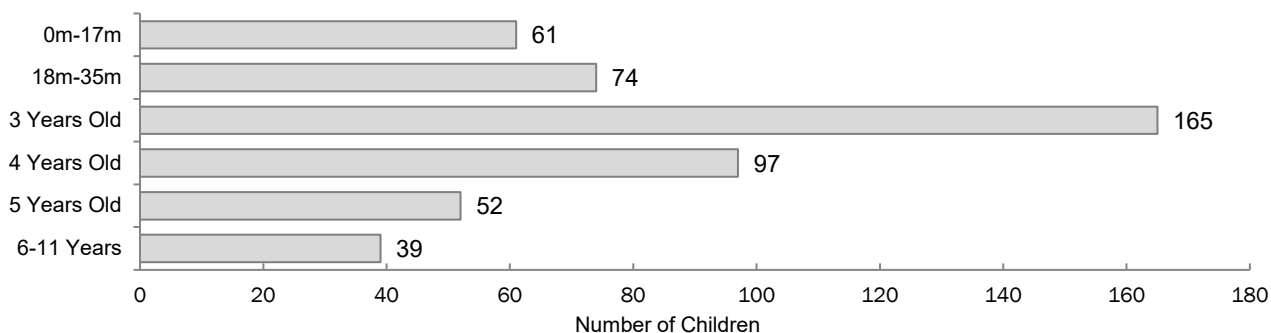
Children by Designation



Children by Program Type



Children by Age



Western Oregon  
UNIVERSITY

The Research Institute

# County Data Facts

All data as of April 30, 2021



## Jackson

45

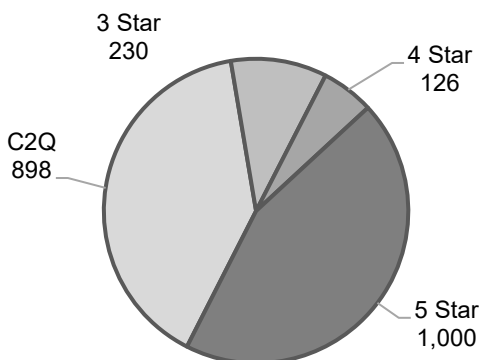
### Star Rated Programs

	# Licensed	C2Q	3-Star	4-Star	5-Star
CC	36	7	2	2	2
CF	43	11	11	3	1
RF	74	17	9	0	0
HS	16	1	0	0	15
AP	1	1	0	0	0
Totals	170	37	22	5	18

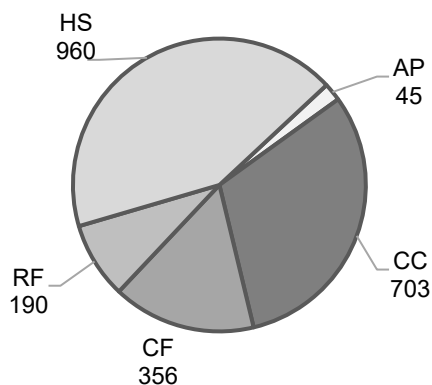
CC = Certified Center; CF = Certified Family; RF = Registered Family; HS = Head Start; AP = Alternative Pathway

### Children in Spark Programs: 2,254

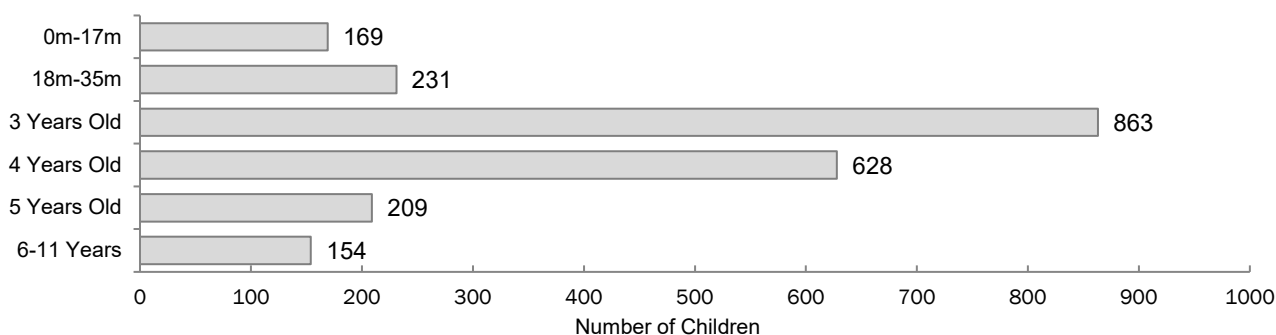
Children by Designation



Children by Program Type



Children by Age



Western Oregon  
UNIVERSITY

The Research Institute

# County Data Facts

All data as of April 30, 2021



## Jefferson

County Spark Participation

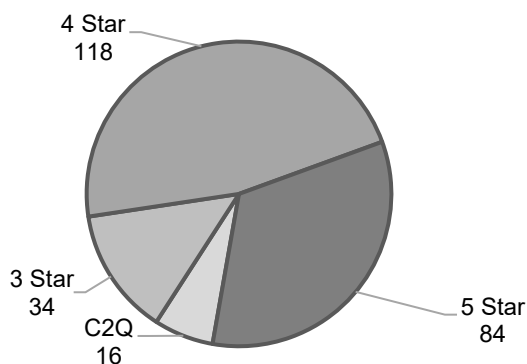
Star Rated Programs

	# Licensed	C2Q	3-Star	4-Star	5-Star
CC	3	0	2	1	0
CF	2	1	0	0	0
RF	3	1	0	0	0
HS	4	0	0	0	2
AP	1	0	0	0	0
Totals	13	2	2	1	2

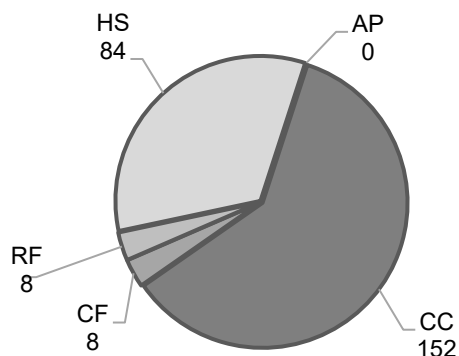
CC = Certified Center; CF = Certified Family; RF = Registered Family; HS = Head Start; AP = Alternative Pathway

### Children in Spark Programs: 252

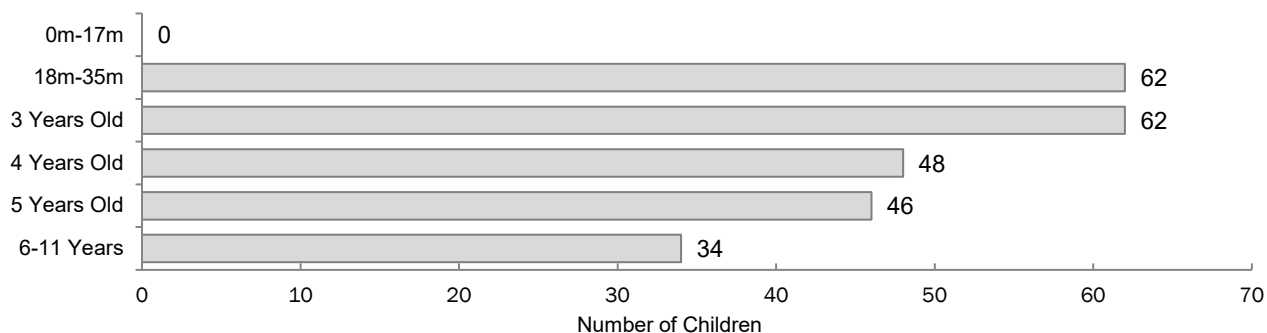
Children by Designation



Children by Program Type



Children by Age



Western Oregon  
UNIVERSITY

The Research Institute

# County Data Facts

All data as of April 30, 2021



## Josephine

17

### County Spark Participation

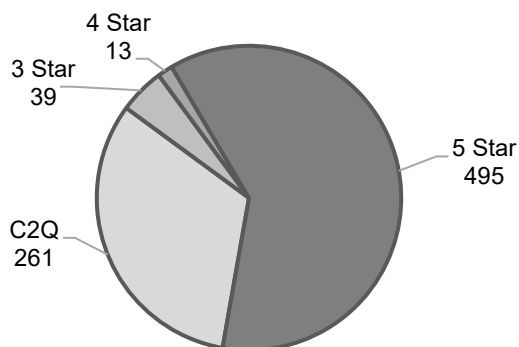
### Star Rated Programs

	# Licensed	C2Q	3-Star	4-Star	5-Star
CC	20	6	0	0	1
CF	11	2	2	0	1
RF	16	0	2	1	0
HS	10	0	0	0	9
AP	1	0	0	0	1
Totals	58	8	4	1	12

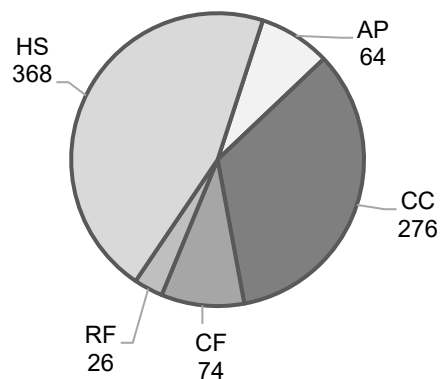
CC = Certified Center; CF = Certified Family; RF = Registered Family; HS = Head Start; AP = Alternative Pathway

### Children in Spark Programs: 808

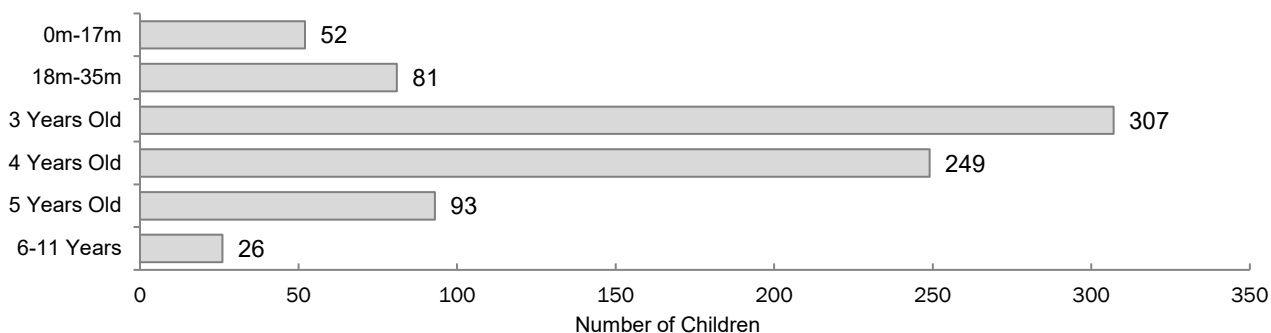
Children by Designation



Children by Program Type



Children by Age



Western Oregon  
UNIVERSITY

The Research Institute

# County Data Facts

All data as of April 30, 2021



## Klamath

County Spark Participation

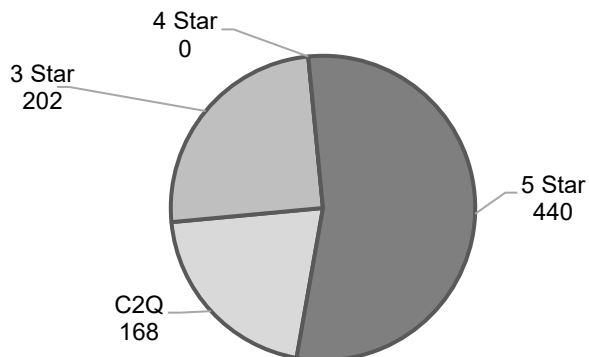
Star Rated Programs

	# Licensed	C2Q	3-Star	4-Star	5-Star
CC	9	2	1	0	3
CF	5	1	2	0	1
RF	19	3	1	0	0
HS	7	0	0	0	3
AP	3	3	0	0	0
Totals	43	9	4	0	7

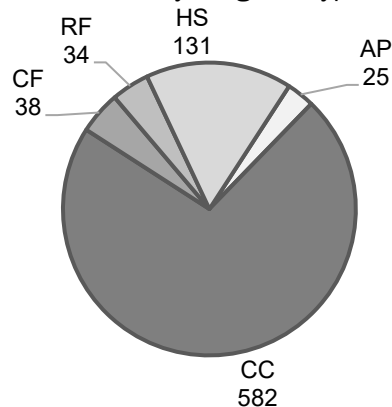
CC = Certified Center; CF = Certified Family; RF = Registered Family; HS = Head Start; AP = Alternative Pathway

### Children in Spark Programs: 810

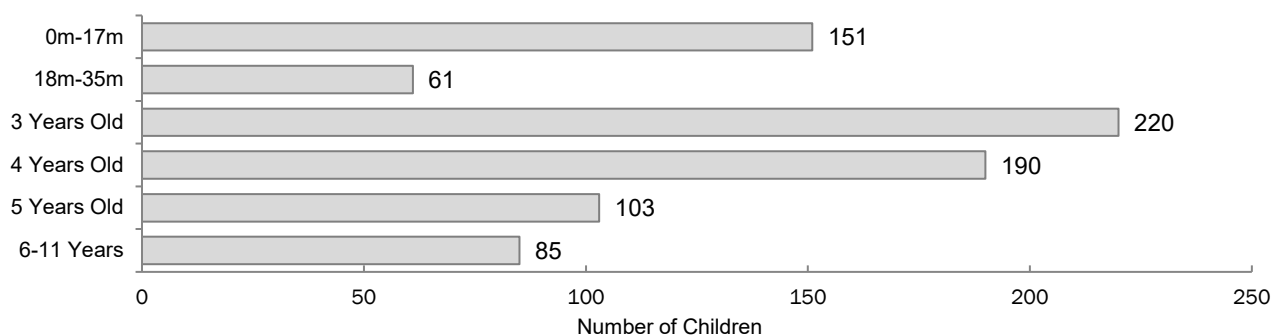
Children by Designation



Children by Program Type



Children by Age



Western Oregon  
UNIVERSITY

The Research Institute

# County Data Facts

All data as of April 30, 2021



## Lake

### County Spark Participation


#### Star Rated Programs

	# Licensed	C2Q	3-Star	4-Star	5-Star
CC	0	0	0	0	0
CF	0	0	0	0	0
RF	0	0	0	0	0
HS	1	0	0	0	1
AP	0	0	0	0	0
Totals	1	0	0	0	1

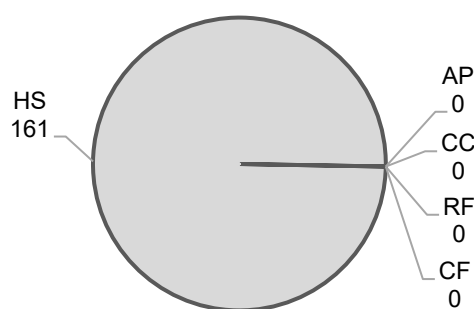
CC = Certified Center; CF = Certified Family; RF = Registered Family; HS = Head Start; AP = Alternative Pathway

### Children in Spark Programs: 161

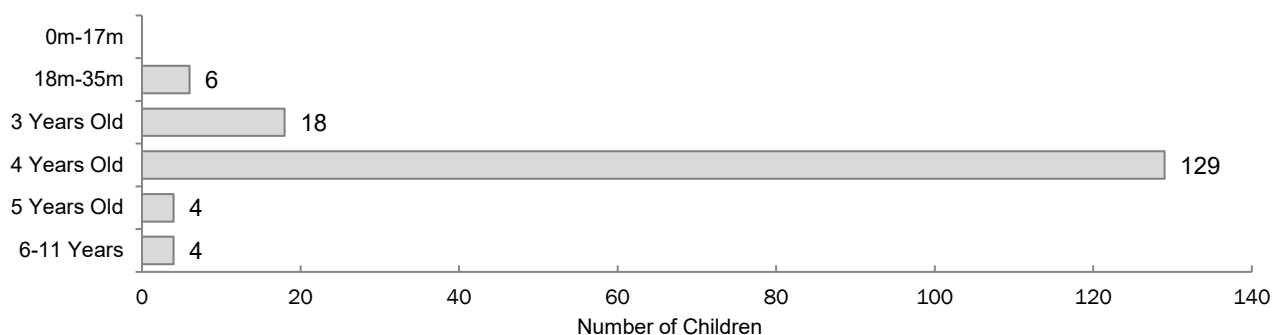
#### Children by Designation



#### Children by Program Type



#### Children by Age



Western Oregon  
UNIVERSITY

The Research Institute

# County Data Facts

All data as of April 30, 2021



## Lane

80

### County Spark Participation

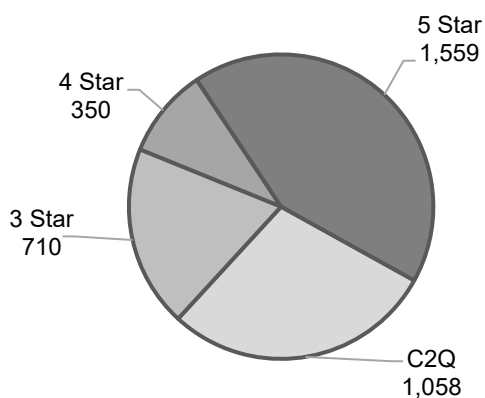
#### Star Rated Programs

	# Licensed	C2Q	3-Star	4-Star	5-Star
CC	71	18	10	2	11
CF	67	11	9	9	7
RF	85	1	6	0	1
HS	19	0	0	0	19
AP	8	2	1	4	1
Totals	250	32	26	15	39

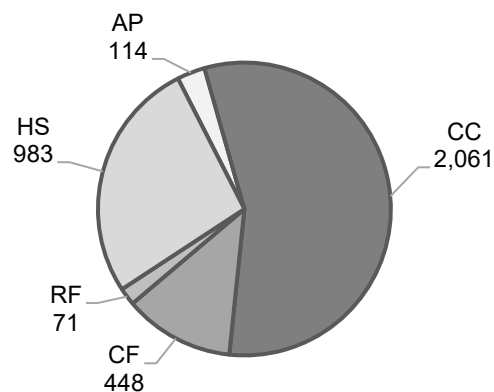
CC = Certified Center; CF = Certified Family; RF = Registered Family; HS = Head Start; AP = Alternative Pathway

### Children in Spark Programs: 3,677

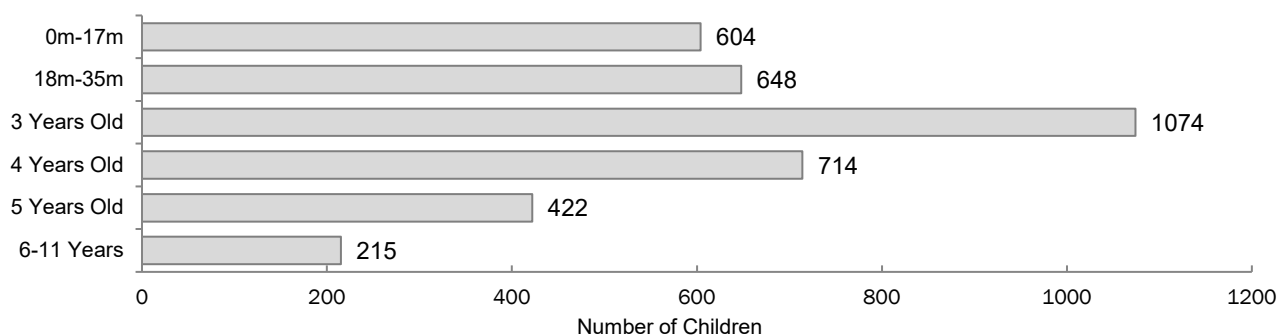
#### Children by Designation



#### Children by Program Type



#### Children by Age



Western Oregon  
UNIVERSITY

The Research Institute

# County Data Facts

All data as of April 30, 2021



## Lincoln

### County Spark Participation

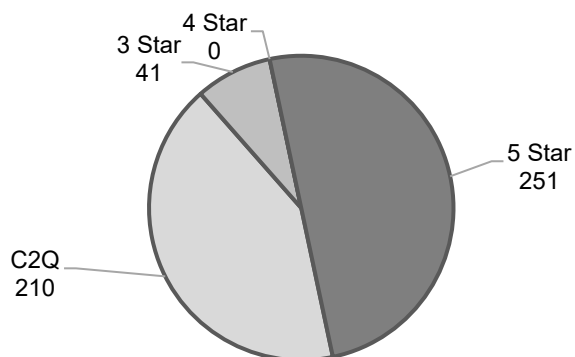
#### Star Rated Programs

	# Licensed	C2Q	3-Star	4-Star	5-Star
CC	3	1	0	0	1
CF	6	2	1	0	0
RF	8	0	2	0	0
HS	3	0	0	0	3
AP	5	5	0	0	0
Totals	20	3	3	0	4

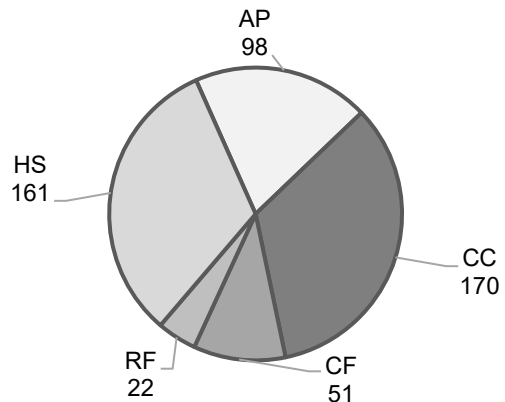
CC = Certified Center; CF = Certified Family; RF = Registered Family; HS = Head Start; AP = Alternative Pathway

### Children in Spark Programs: 502

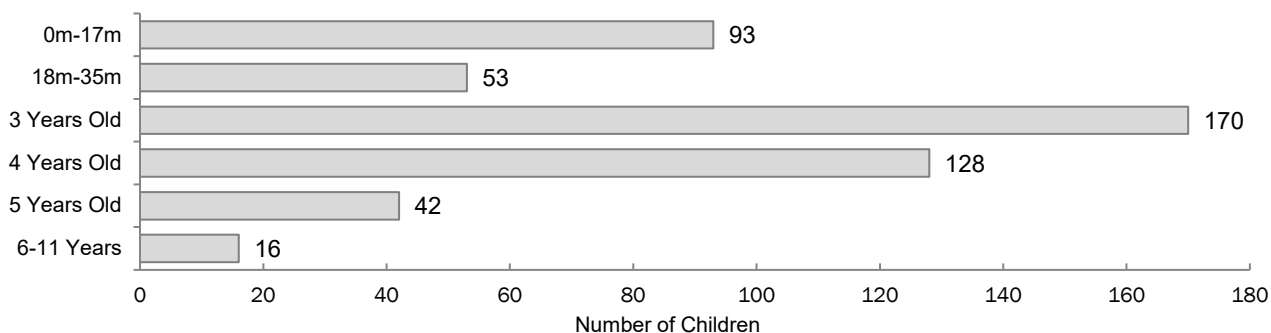
#### Children by Designation



#### Children by Program Type



#### Children by Age



Western Oregon  
UNIVERSITY

The Research Institute



# County Data Facts

All data as of April 30, 2021



## Linn

12

### County Spark Participation

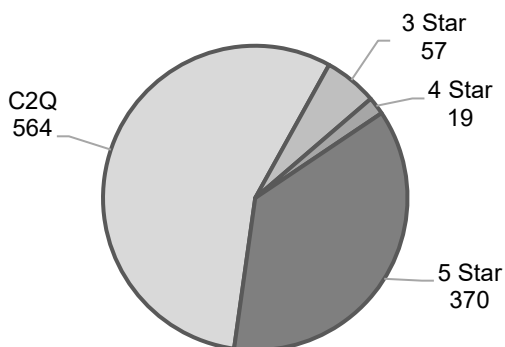
#### Star Rated Programs

	# Licensed	C2Q	3-Star	4-Star	5-Star
CC	14	9	1	0	1
CF	14	6	2	0	0
RF	39	5	3	1	0
HS	4	0	0	0	4
AP	1	1	0	0	0
Totals	72	21	6	1	5

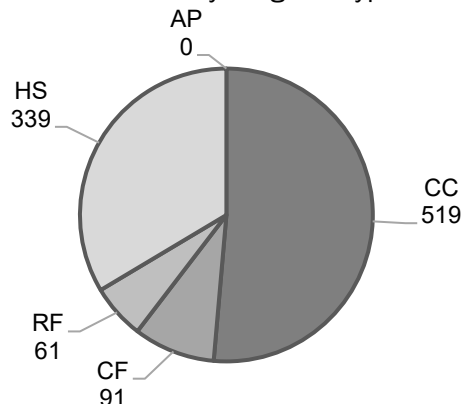
CC = Certified Center; CF = Certified Family; RF = Registered Family; HS = Head Start; AP = Alternative Pathway

### Children in Spark Programs: 1,010

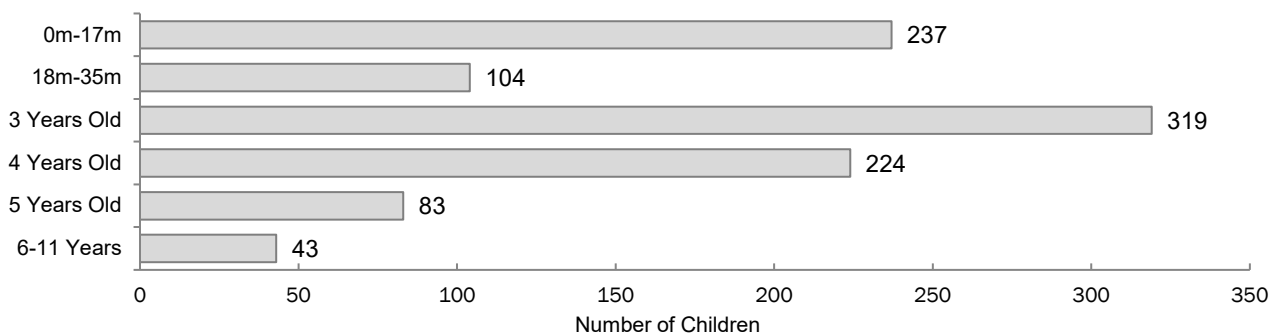
#### Children by Designation



#### Children by Program Type



#### Children by Age



Western Oregon  
UNIVERSITY

The Research Institute

# County Data Facts

All data as of April 30, 2021



## Malheur

County Spark Participation

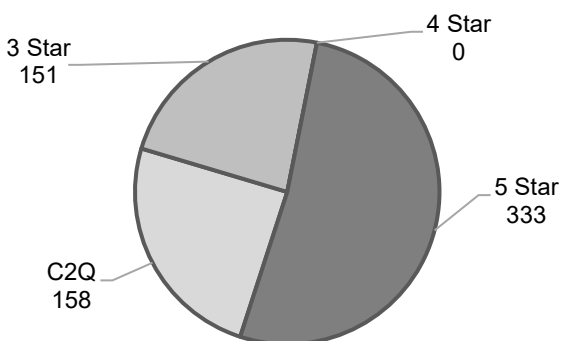
Star Rated Programs

	# Licensed	C2Q	3-Star	4-Star	5-Star
CC	4	3	1	0	0
CF	5	1	2	0	0
RF	10	3	4	0	0
HS	8	0	0	0	4
AP	2	2	0	0	0
Totals	29	9	7	0	4

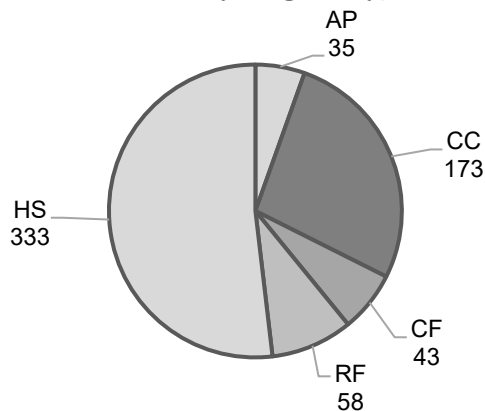
CC = Certified Center; CF = Certified Family; RF = Registered Family; HS = Head Start; AP = Alternative Pathway

### Children in Spark Programs: 642

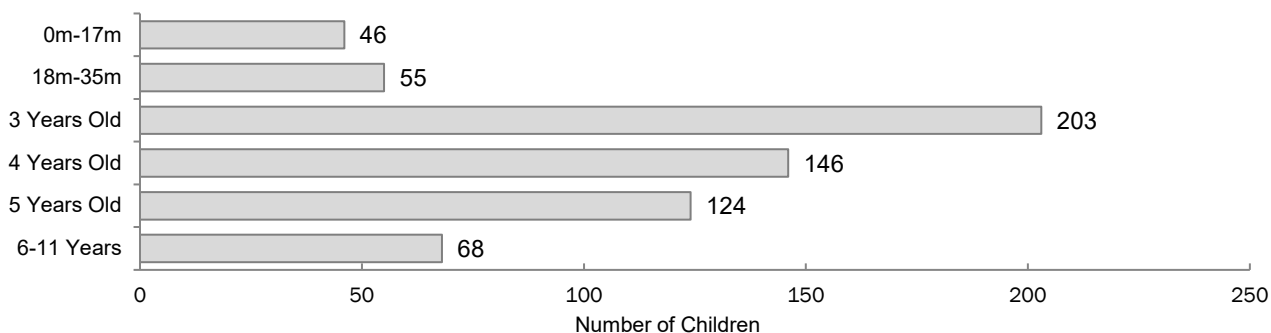
Children by Designation



Children by Program Type



Children by Age



Western Oregon  
UNIVERSITY

The Research Institute

# County Data Facts

All data as of April 30, 2021



## Marion

59

### County Spark Participation

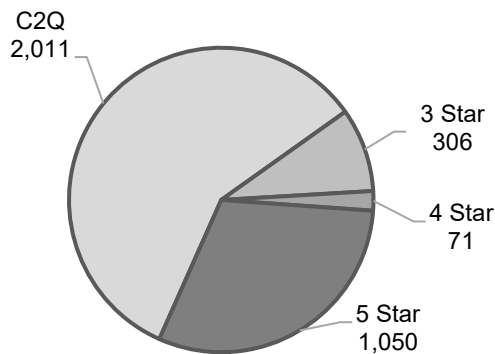
#### Star Rated Programs

	# Licensed	C2Q	3-Star	4-Star	5-Star
CC	65	34	2	2	2
CF	71	9	10	3	11
RF	139	23	9	0	2
HS	17	2	0	0	15
AP	9	6	0	0	3
Totals	301	74	21	5	33

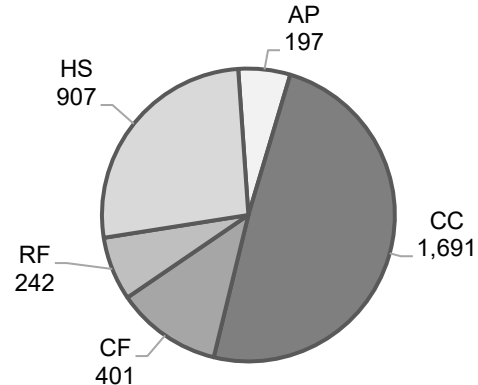
CC = Certified Center; CF = Certified Family; RF = Registered Family; HS = Head Start; AP = Alternative Pathway

### Children in Spark Programs: 3,438

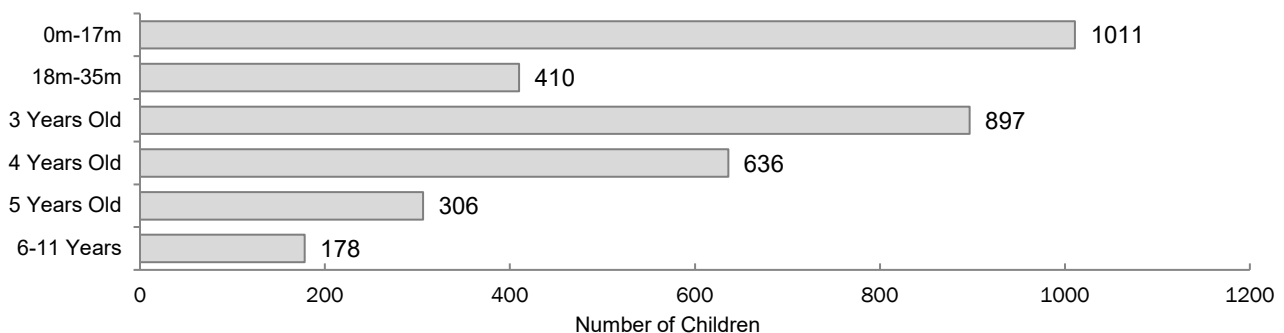
Children by Designation



Children by Program Type



Children by Age



Western Oregon  
UNIVERSITY

The Research Institute

# County Data Facts

All data as of April 30, 2021



## Morrow

County Spark Participation

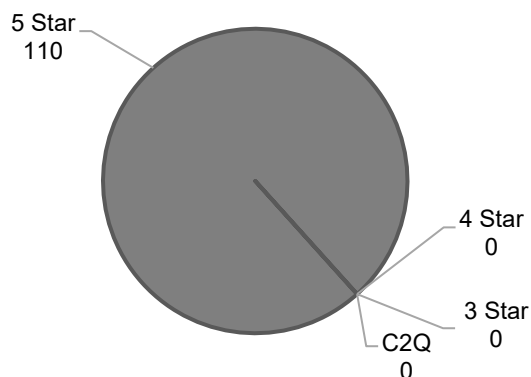
Star Rated Programs

	# Licensed	C2Q	3-Star	4-Star	5-Star
CC	3	0	0	0	0
CF	0	0	0	0	0
RF	1	0	0	0	0
HS	3	0	0	0	2
AP	0	0	0	0	0
Totals	7	0	0	0	2

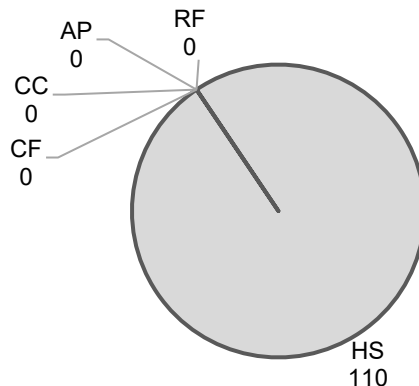
CC = Certified Center; CF = Certified Family; RF = Registered Family; HS = Head Start; AP = Alternative Pathway

### Children in Spark Programs: 110

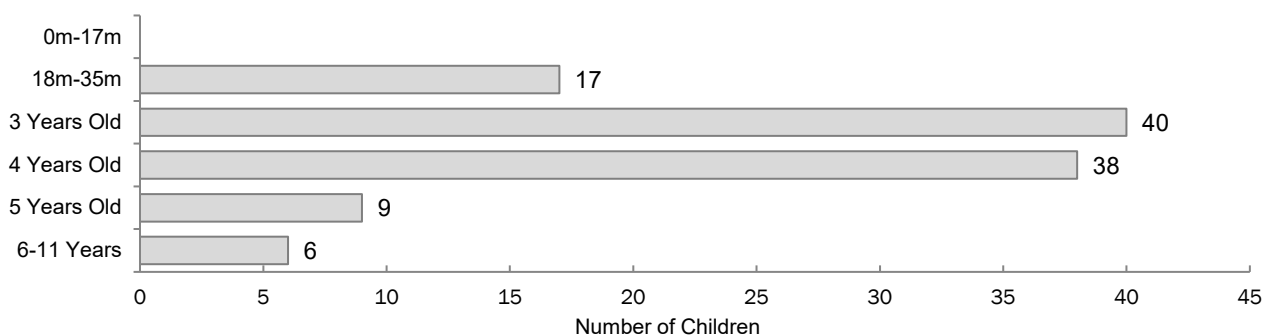
Children by Designation



Children by Program Type



Children by Age



Western Oregon  
UNIVERSITY

The Research Institute

# County Data Facts

All data as of April 30, 2021



## Multnomah

152

### County Spark Participation

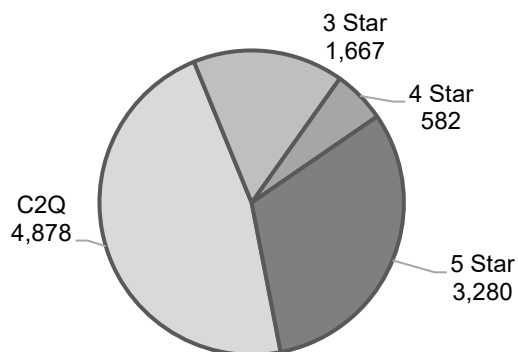
#### Star Rated Programs

	# Licensed	C2Q	3-Star	4-Star	5-Star
CC	162	68	16	7	12
CF	206	60	18	6	13
RF	293	41	31	0	0
HS	44	1	1	0	42
AP	7	1	2	1	3
Totals	712	171	68	14	70

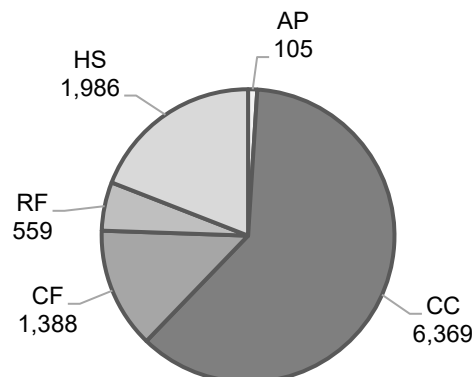
CC = Certified Center; CF = Certified Family; RF = Registered Family; HS = Head Start; AP = Alternative Pathway

### Children in Spark Programs: 10,407

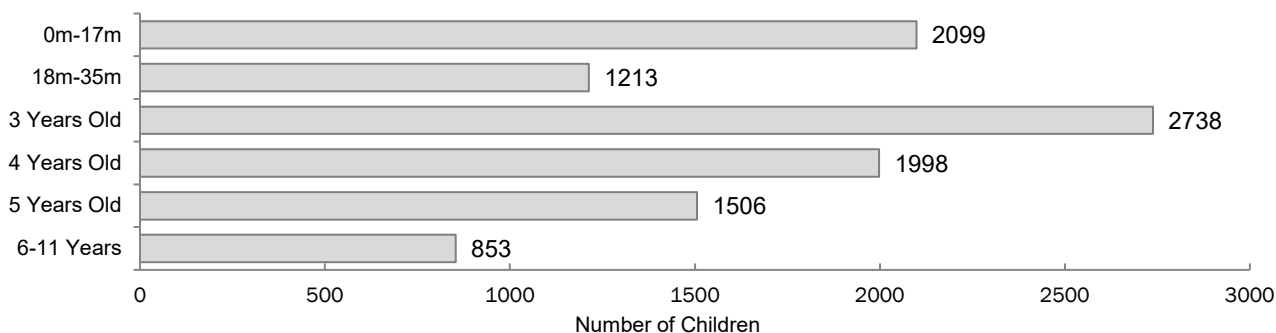
#### Children by Designation



#### Children by Program Type



#### Children by Age



# County Data Facts

All data as of April 30, 2021



## Polk

16

### County Spark Participation

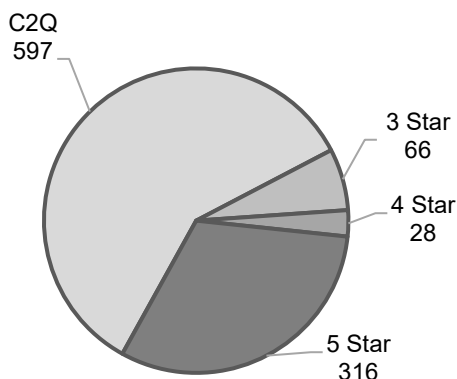
#### Star Rated Programs

	# Licensed	C2Q	3-Star	4-Star	5-Star
CC	14	8	1	0	3
CF	22	13	2	1	1
RF	26	9	2	2	0
HS	4	0	0	0	4
AP	1	0	0	0	0
Totals	67	30	5	3	8

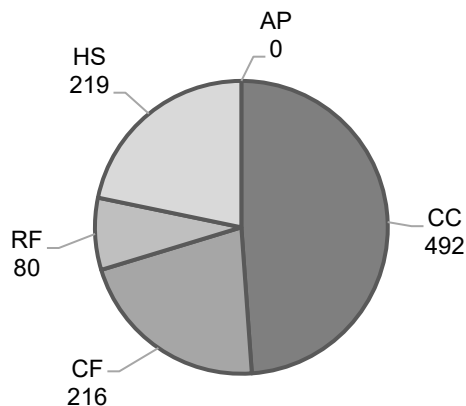
CC = Certified Center; CF = Certified Family; RF = Registered Family; HS = Head Start; AP = Alternative Pathway

### Children in Spark Programs: 1,007

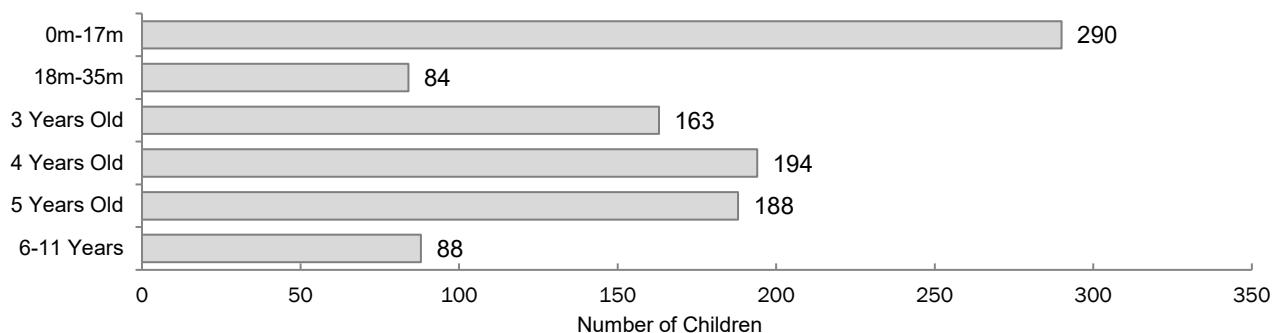
#### Children by Designation



#### Children by Program Type



#### Children by Age



Western Oregon  
UNIVERSITY

The Research Institute

# County Data Facts

All data as of April 30, 2021



## Sherman

County Spark Participation

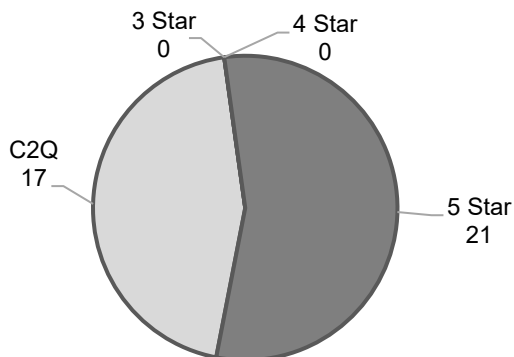
Star Rated Programs

	# Licensed	C2Q	3-Star	4-Star	5-Star
CC	0	0	0	0	0
CF	2	1	0	0	0
RF	0	0	0	0	0
HS	1	0	0	0	1
AP	0	0	0	0	0
Totals	3	1	0	0	1

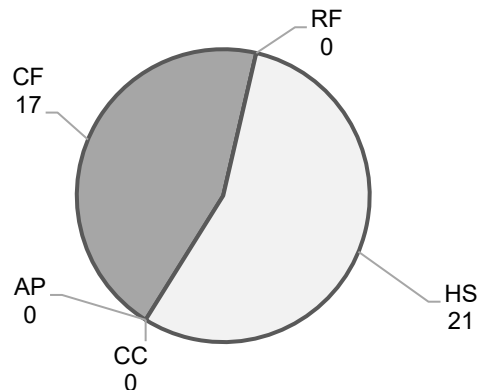
CC = Certified Center; CF = Certified Family; RF = Registered Family; HS = Head Start; AP = Alternative Pathway

### Children in Spark Programs: 38

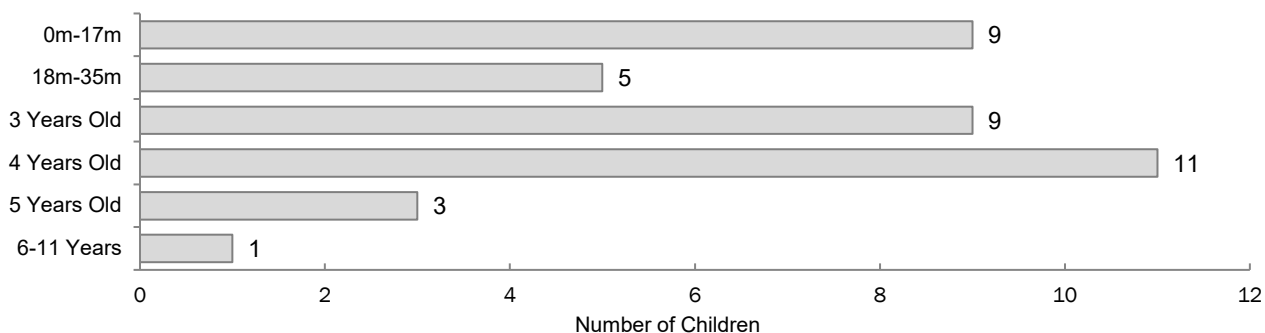
Children by Designation



Children by Program Type



Children by Age



Western Oregon  
UNIVERSITY

The Research Institute

# County Data Facts

All data as of April 30, 2021



## Tillamook

County Spark Participation

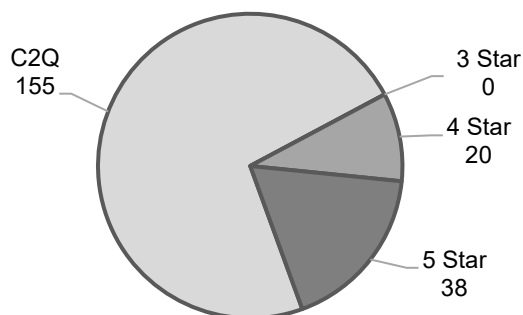
Star Rated Programs

	# Licensed	C2Q	3-Star	4-Star	5-Star
CC	3	2	0	1	0
CF	2	1	0	0	0
RF	5	3	0	0	0
HS	2	0	0	0	1
AP	2	1	0	1	0
Totals	14	7	0	2	1

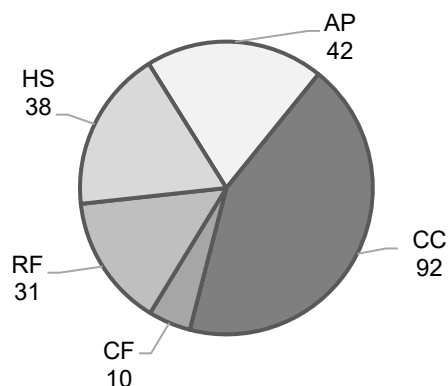
CC = Certified Center; CF = Certified Family; RF = Registered Family; HS = Head Start; AP = Alternative Pathway

### Children in Spark Programs: 213

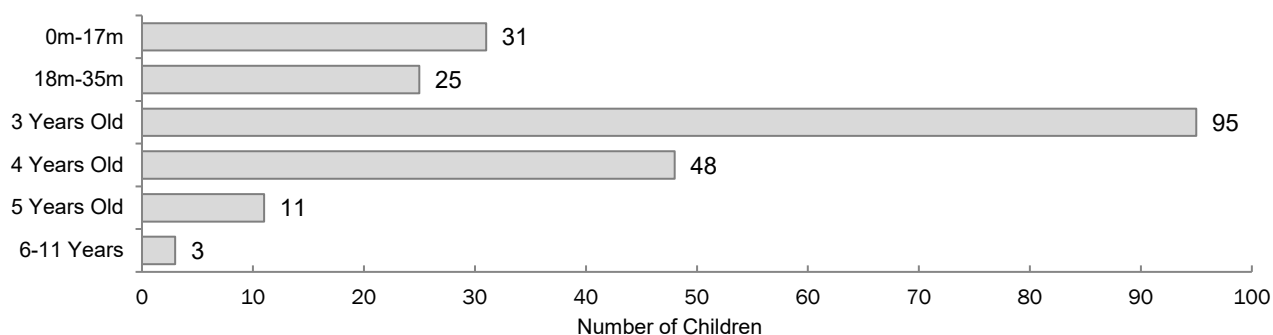
Children by Designation



Children by Program Type



Children by Age



Western Oregon  
UNIVERSITY

The Research Institute



# County Data Facts

All data as of April 30, 2021



## Umatilla

County Spark Participation

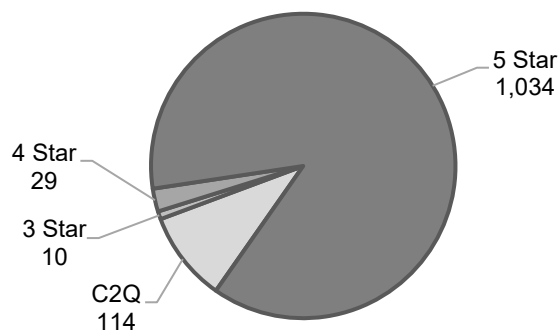
Star Rated Programs

	# Licensed	C2Q	3-Star	4-Star	5-Star
CC	11	1	0	0	1
CF	15	2	1	1	1
RF	38	6	1	1	0
HS	12	0	0	0	11
AP	0	0	0	0	0
Totals	76	9	2	2	13

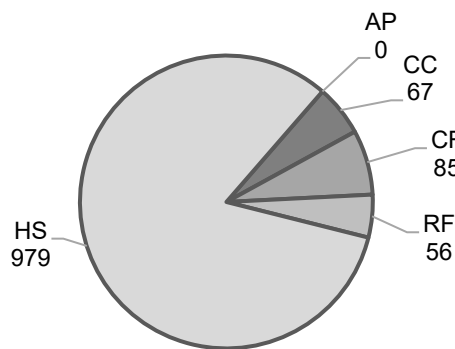
CC = Certified Center; CF = Certified Family; RF = Registered Family; HS = Head Start; AP = Alternative Pathway

### Children in Spark Programs: 1,187

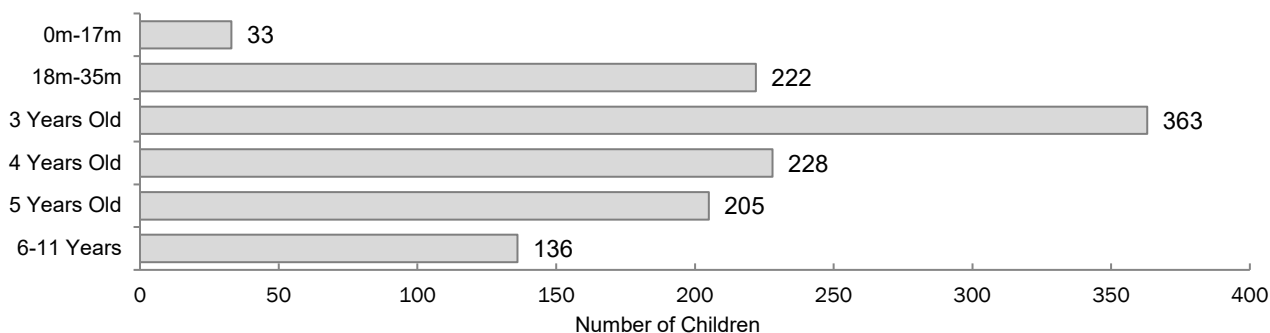
Children by Designation



Children by Program Type



Children by Age



Western Oregon  
UNIVERSITY

The Research Institute

# County Data Facts

All data as of April 30, 2021



## Union

### County Spark Participation

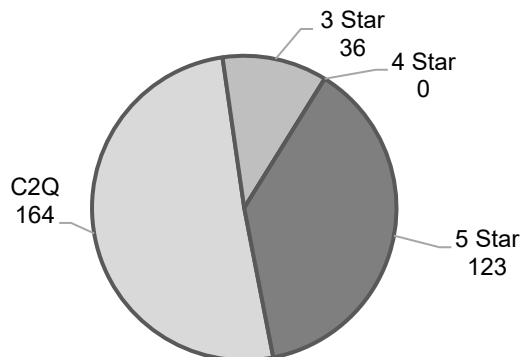
#### Star Rated Programs

	# Licensed	C2Q	3-Star	4-Star	5-Star
CC	3	0	0	0	0
CF	4	2	0	0	0
RF	28	15	4	0	0
HS	4	0	0	0	4
AP	0	0	0	0	0
Totals	39	17	4	0	4

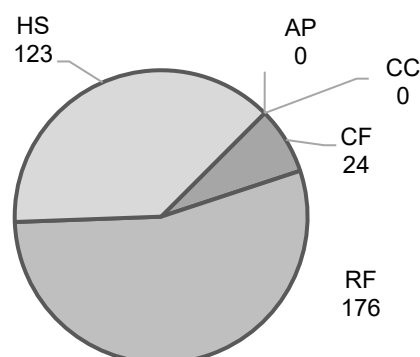
CC = Certified Center; CF = Certified Family; RF = Registered Family; HS = Head Start; AP = Alternative Pathway

### Children in Spark Programs: 323

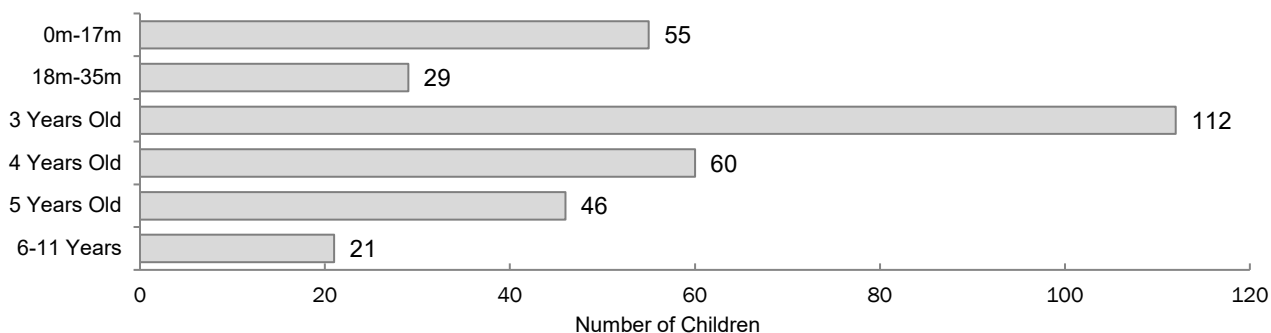
Children by Designation



Children by Program Type



Children by Age



Western Oregon  
UNIVERSITY

The Research Institute

# County Data Facts

All data as of April 30, 2021



## Wallowa

County Spark Participation

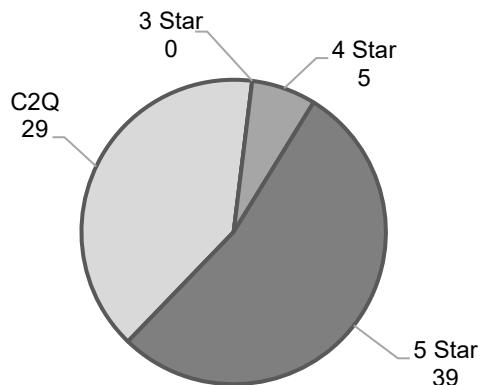
Star Rated Programs

	# Licensed	C2Q	3-Star	4-Star	5-Star
CC	0	0	0	0	0
CF	3	1	0	0	0
RF	2	2	0	0	0
HS	3	0	0	1	2
AP	0	0	0	0	0
Totals	8	3	0	1	2

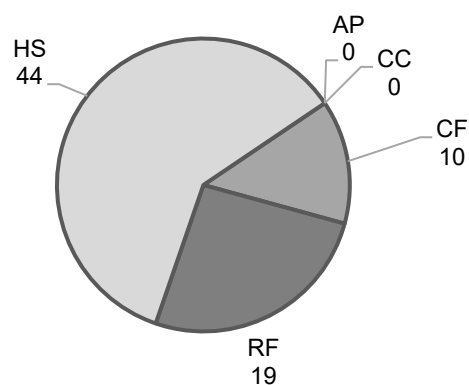
CC = Certified Center; CF = Certified Family; RF = Registered Family; HS = Head Start; AP = Alternative Pathway

### Children in Spark Programs: 73

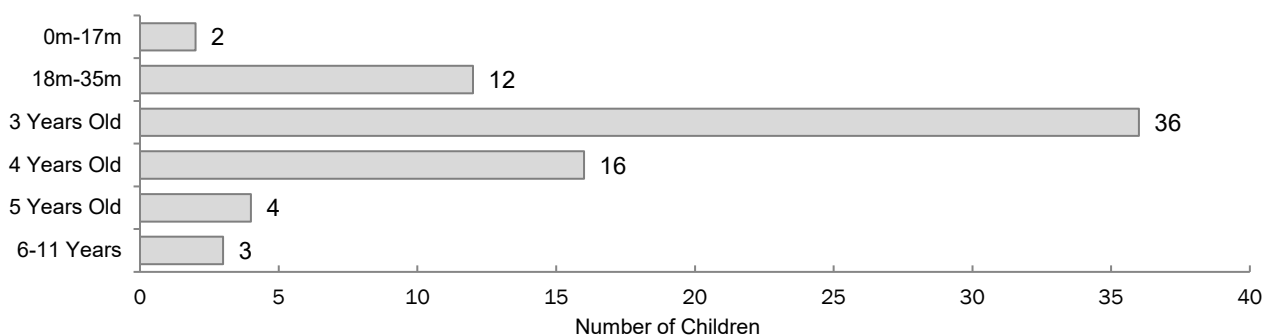
Children by Designation



Children by Program Type



Children by Age



Western Oregon  
UNIVERSITY

The Research Institute

# County Data Facts

All data as of April 30, 2021



## Wasco

County Spark Participation

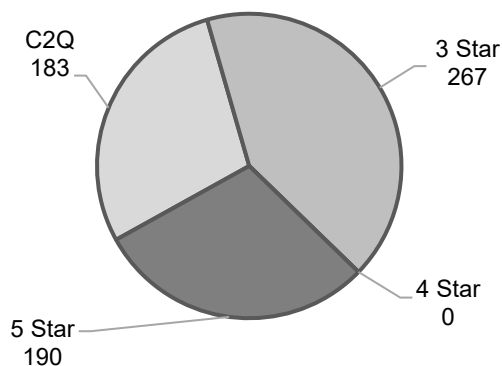
Star Rated Programs

	# Licensed	C2Q	3-Star	4-Star	5-Star
CC	2	1	1	0	0
CF	6	4	1	0	0
RF	18	10	0	0	0
HS	5	0	0	0	5
AP	1	0	0	0	0
Totals	32	15	2	0	5

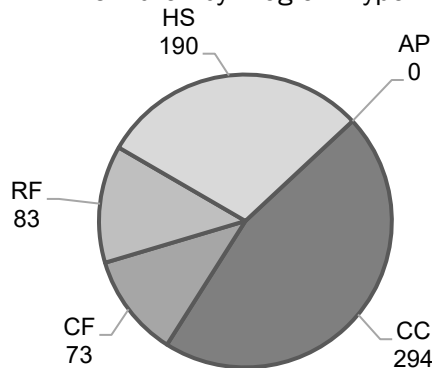
CC = Certified Center; CF = Certified Family; RF = Registered Family; HS = Head Start; AP = Alternative Pathway

### Children in Spark Programs: 640

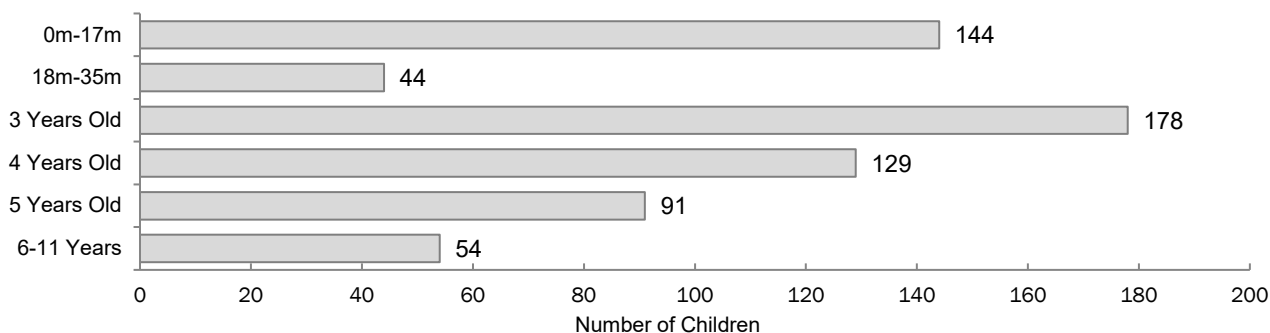
Children by Designation



Children by Program Type



Children by Age



Western Oregon  
UNIVERSITY

The Research Institute

# County Data Facts

All data as of April 30, 2021



## Washington

County Spark Participation

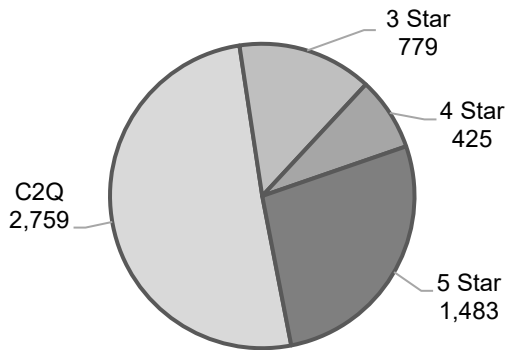
Star Rated Programs

	# Licensed	C2Q	3-Star	4-Star	5-Star
CC	148	27	8	5	3
CF	193	66	16	5	9
RF	186	56	9	1	1
HS	15	1	0	0	14
AP	12	6	2	1	3
Totals	554	156	35	12	30

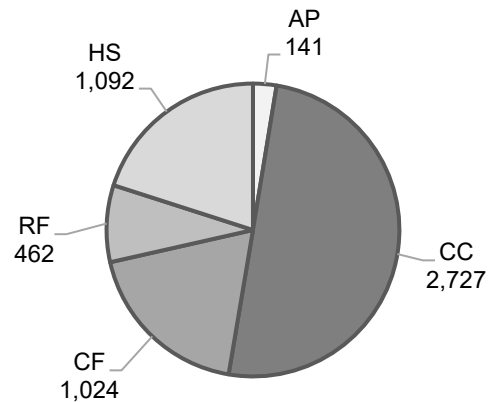
CC = Certified Center; CF = Certified Family; RF = Registered Family; HS = Head Start; AP = Alternative Pathway

### Children in Spark Programs: 5,446

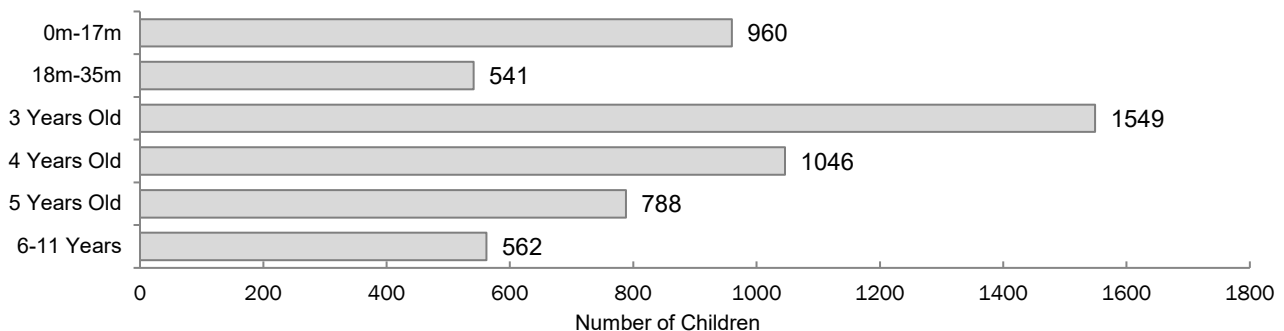
Children by Designation



Children by Program Type



Children by Age



Western Oregon  
UNIVERSITY

The Research Institute

# County Data Facts

All data as of April 30, 2021



## Wheeler

County Spark Participation

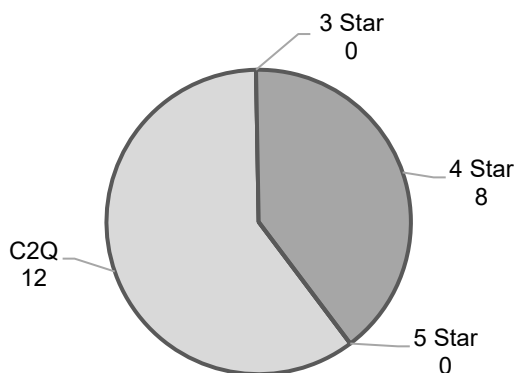
Star Rated Programs

	# Licensed	C2Q	3-Star	4-Star	5-Star
CC	0	0	0	0	0
CF	0	0	0	0	0
RF	1	0	0	0	0
HS	1	0	0	0	0
AP	2	1	0	1	0
Totals	4	1	0	1	0

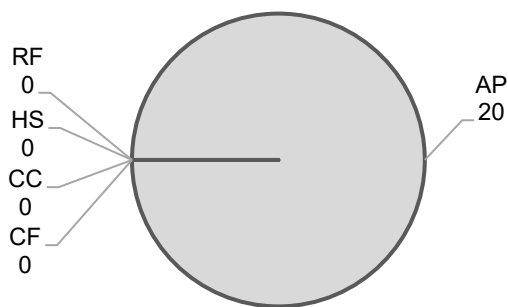
CC = Certified Center; CF = Certified Family; RF = Registered Family; HS = Head Start; AP = Alternative Pathway

### Children in Spark Programs: 20

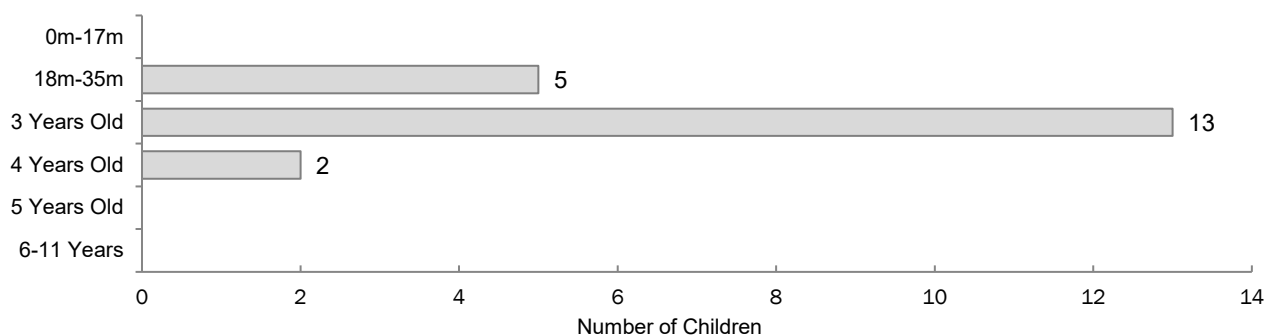
Children by Designation



Children by Program Type



Children by Age



Western Oregon  
UNIVERSITY

The Research Institute

# County Data Facts

All data as of April 30, 2021



## Yamhill

County Spark Participation

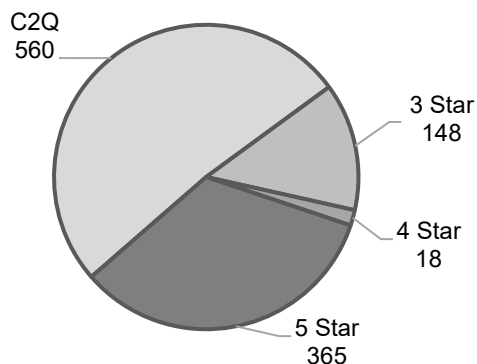
Star Rated Programs

	# Licensed	C2Q	3-Star	4-Star	5-Star
CC	18	5	2	0	0
CF	28	5	2	2	3
RF	24	2	1	0	2
HS	5	0	0	0	4
AP	3	2	1	0	0
Totals	78	14	6	2	9

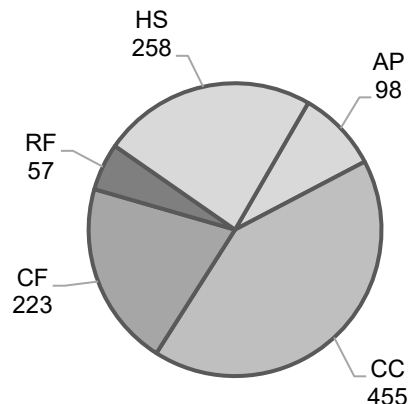
CC = Certified Center; CF = Certified Family; RF = Registered Family; HS = Head Start; AP = Alternative Pathway

### Children in Spark Programs: 1,091

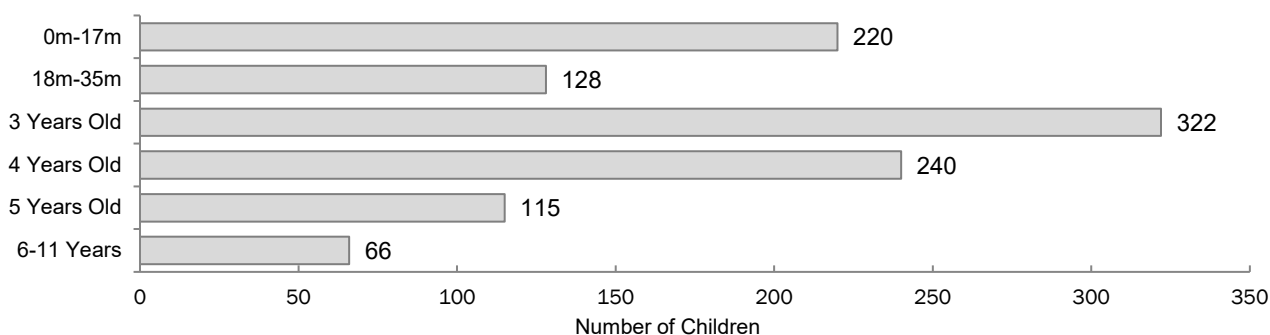
Children by Designation



Children by Program Type



Children by Age



Western Oregon  
UNIVERSITY

The Research Institute