



Data Facts

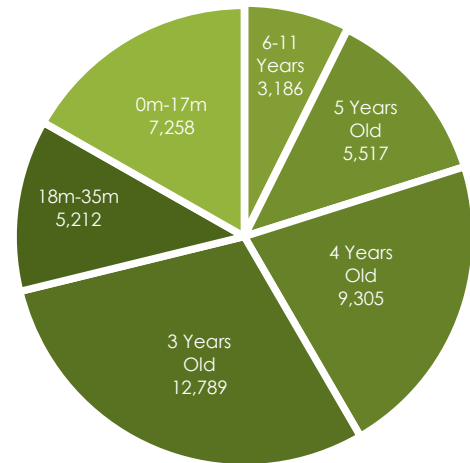
May 31, 2021

OregonSpark.org/qris

Spark, Oregon's Quality Rating and Improvement System is a system designed to raise the quality and consistency of early learning programs across the state. Spark aligns with the national trend of QRISs that recognizes, rewards, and builds on the current quality of early learning. Spark provides a framework for program quality improvement while providing a tool that helps parents looking for quality early learning and care options.

Visit <http://www.oregonspark.org> for more information on requirements and standards.

There were 43,267 children in Early Learning & Development Programs (ELDPs) that had achieved a Commitment to Quality (C2Q) rating or above. Four in five (78%) of those children are in child care centers, 13% are in certified family child care, and 6% are in registered family child care. ELDPs that have attained a 3-, 4-, or 5-star rating provide service to 25,212 children. The age distribution of children in C2Q or star rated programs is highlighted in the figure. Head Start programs participating in the QRIS provide services to 12,355 children.



Total Children in Programs Participating in QRIS

43,267

This report reflects information gathered as of May 31, 2021.
For additional information please contact: 1-877-768-8290

Data Fact Archive

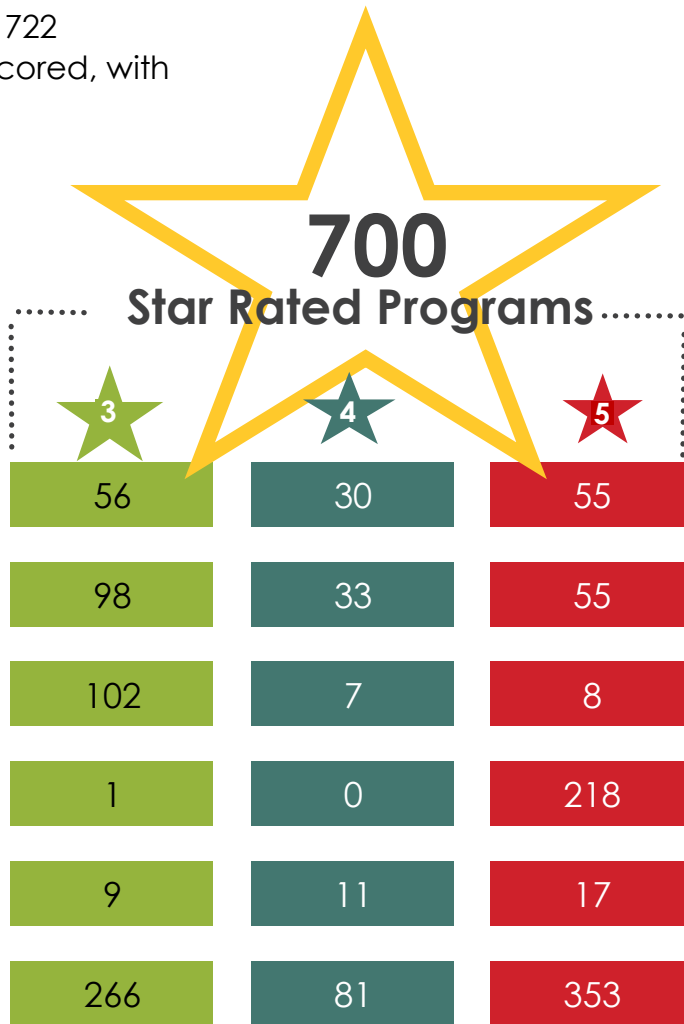




Data Facts

May 31, 2021
OregonSpark.org/qris

We have received 1899 portfolios. This includes 722 resubmissions for a higher rating. Of these 722 resubmissions, 720 have already been rescored, with 625 programs moving up in ratings.



CC = Certified Center; **CF** = Certified Family; **RF** = Registered Family; **HS** = Head Start; **AP** = Alternative Pathway
Alternative Pathway (AP) indicates programs that are license exempt due to their association with school districts. These School Partner programs may have been licensed in the past and are still eligible for Spark participation. There are other School Partner programs that are not currently participating in Spark. However, the full list is not available yet so there may be discrepancies in the Data Facts until all School Partners and School Partners participating in Spark (AP) can be identified.

This report reflects information gathered as of May 31, 2021.
For additional information please contact: 1-877-768-8290

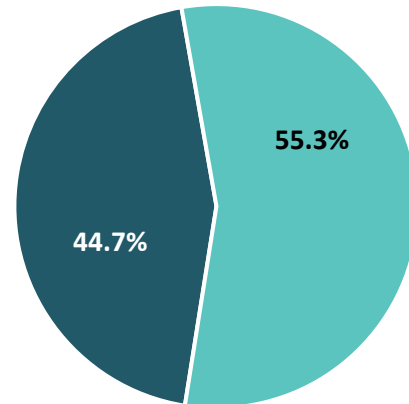
[Data Fact Archive](#)

Participation

This infographic shows the percentage of child care programs participating in Oregon's Spark by county.

Breakdown by Type

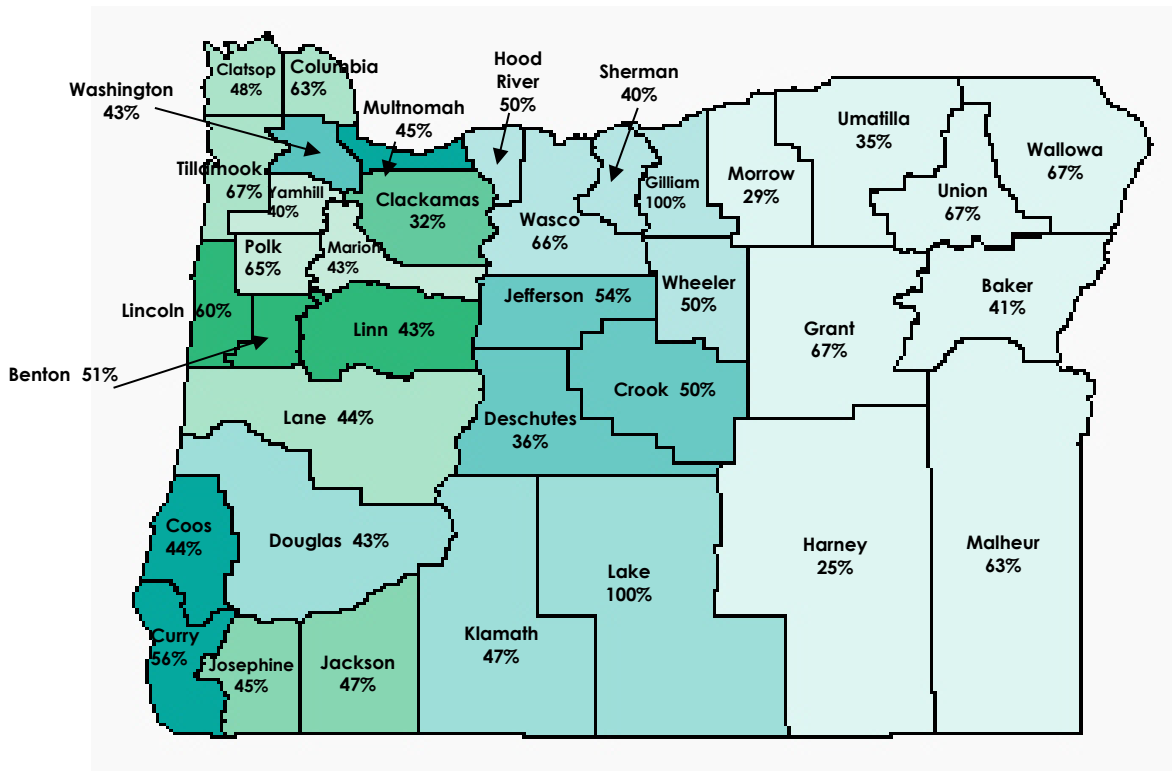
Centers includes licensed, alternative pathway, and Head Start programs. Family Child Care includes both large certified family and small registered family programs. There are 1438 programs participating in total.



Breakdown by Participation

Participation is a percentage of the total number of eligible programs in each county.

■ Centers ■ Family Child Care




Produced by the Center on Research, Evaluation & Analysis - The Research Institute at Western Oregon University

County Data Facts

All data as of May 31, 2021



Baker



County Spark Participation

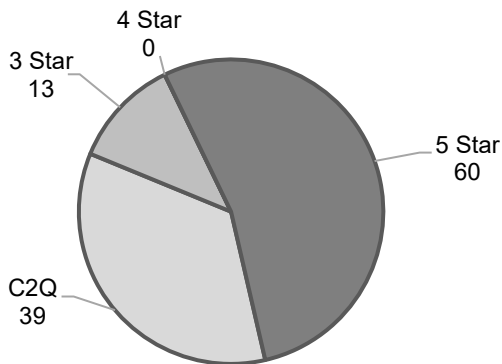
Star Rated Programs

	# Licensed	C2Q	3-Star	4-Star	5-Star
CC	3	1	0	0	0
CF	1	1	0	0	0
RF	12	3	1	0	0
HS	1	0	0	0	1
AP	0	0	0	0	0
Totals	17	5	1	0	1

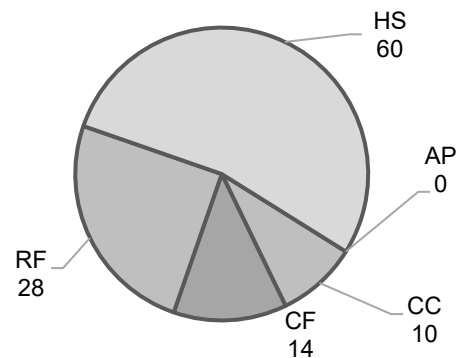
CC = Certified Center; CF = Certified Family; RF = Registered Family; HS = Head Start; AP = Alternative Pathway

Children in Spark Programs: 112

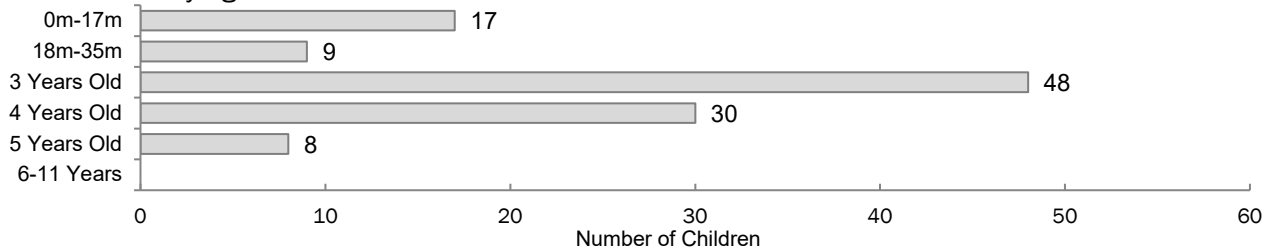
Children by Designation



Children by Program Type



Children by Age




County Data Facts

All data as of May 31, 2021



Benton



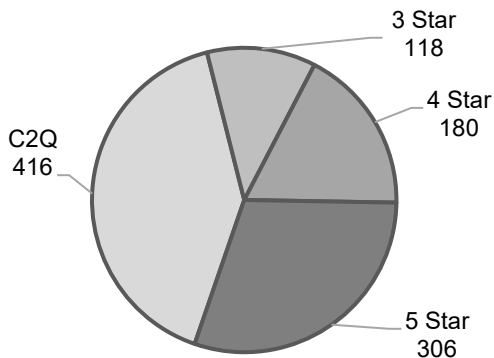
County Spark Participation

	# Licensed	C2Q	3-Star	4-Star	5-Star
CC	22	10	1	2	4
CF	9	0	0	0	1
RF	13	1	1	2	0
HS	3	0	0	0	2
AP	0	0	0	0	0
Totals	47	11	2	4	7

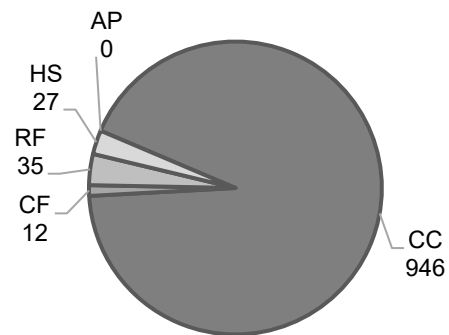
CC = Certified Center; CF = Certified Family; RF = Registered Family; HS = Head Start; AP = Alternative Pathway

Children in Spark Programs: 1,020

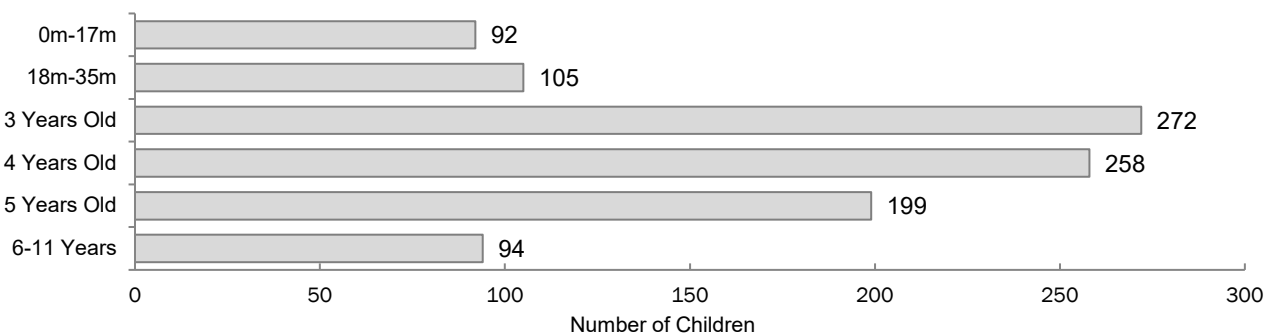
Children by Designation



Children by Program Type



Children by Age




County Data Facts

All data as of May 31, 2021



Clackamas



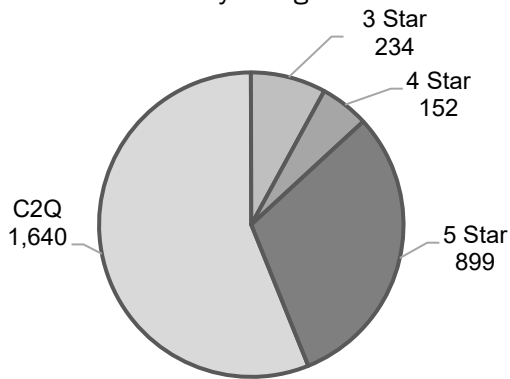
Star Rated Programs

	# Licensed	C2Q	3-Star	4-Star	5-Star
CC	89	20	1	2	3
CF	53	11	7	1	3
RF	81	8	5	0	0
HS	14	2	0	0	10
AP	5	4	1	0	0
Totals	242	45	14	3	16

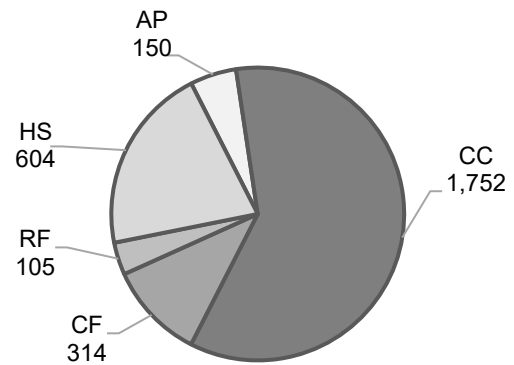
CC = Certified Center; CF = Certified Family; RF = Registered Family; HS = Head Start; AP = Alternative Pathway

Children in Spark Programs: 2,925

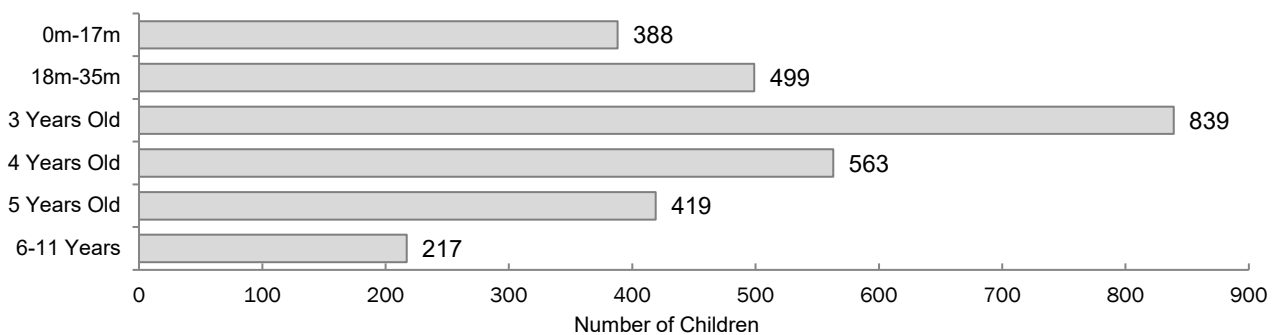
Children by Designation



Children by Program Type



Children by Age



County Data Facts

All data as of May 31, 2021



Clatsop



County Spark Participation

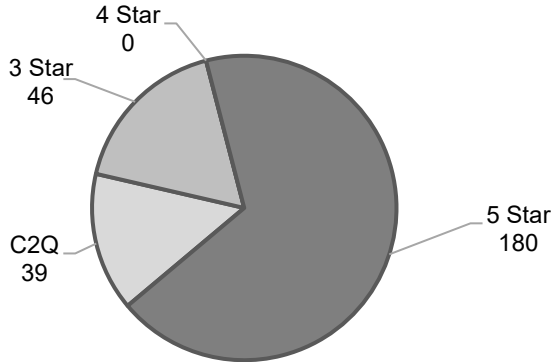
Star Rated Programs

	# Licensed	C2Q	3-Star	4-Star	5-Star
CC	7	0	1	0	0
CF	1	1	0	0	0
RF	8	3	1	0	0
HS	4	0	0	0	3
AP	1	0	0	0	1
Totals	21	4	2	0	4

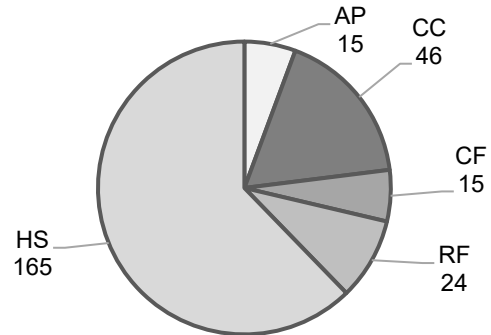
CC = Certified Center; CF = Certified Family; RF = Registered Family; HS = Head Start; AP = Alternative Pathway

Children in Spark Programs: 265

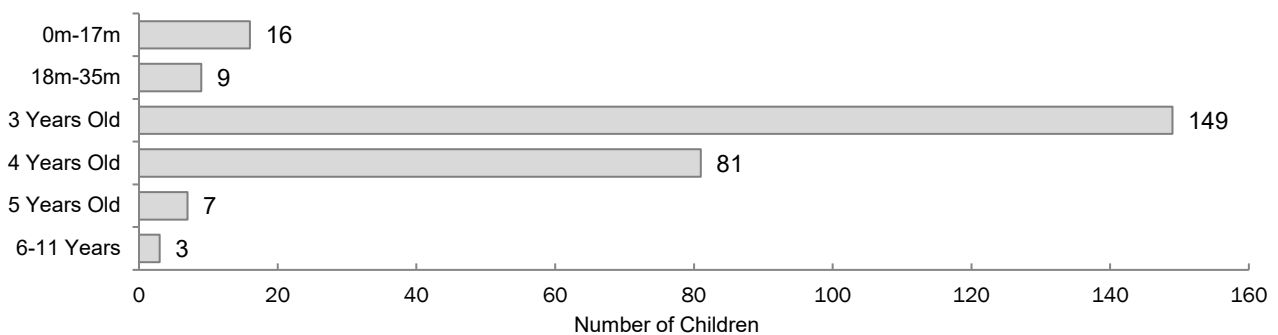
Children by Designation



Children by Program Type



Children by Age




County Data Facts

All data as of May 31, 2021



Columbia



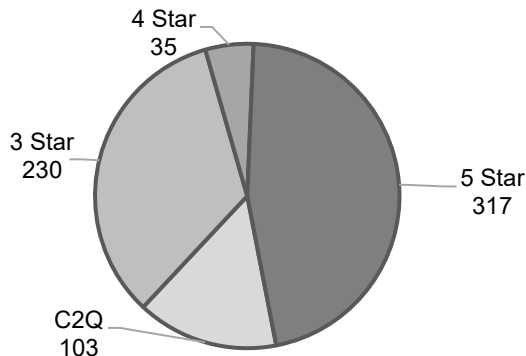
County Spark Participation

	# Licensed	C2Q	3-Star	4-Star	5-Star
CC	7	2	2	0	1
CF	4	1	2	0	0
RF	12	2	2	0	0
HS	5	0	0	0	4
AP	4	0	0	1	3
Totals	32	5	6	1	8

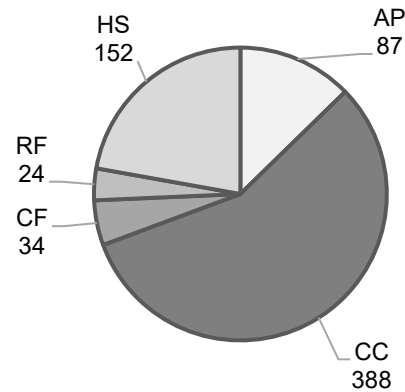
CC = Certified Center; CF = Certified Family; RF = Registered Family; HS = Head Start; AP = Alternative Pathway

Children in Spark Programs: 685

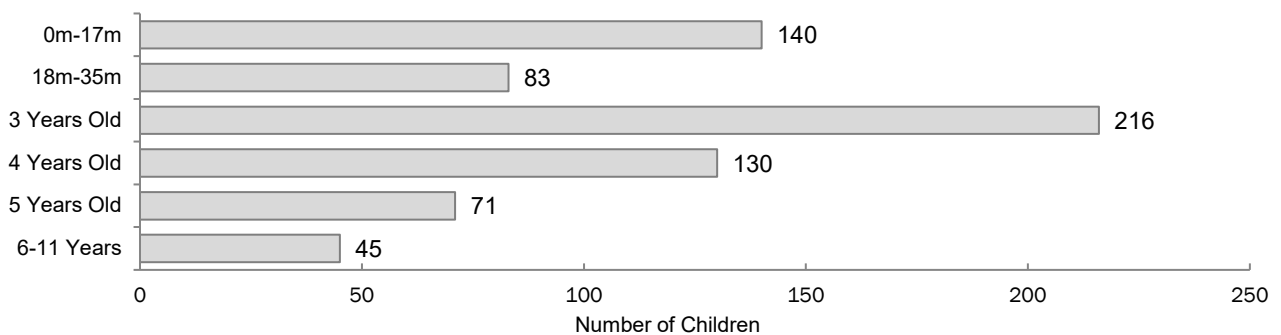
Children by Designation



Children by Program Type



Children by Age



County Data Facts

All data as of May 31, 2021



Coos



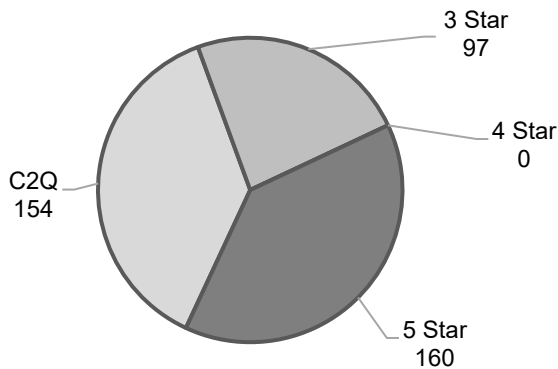
County Spark Participation

	# Licensed	C2Q	3-Star	4-Star	5-Star
CC	6	4	1	0	0
CF	6	0	3	0	0
RF	22	2	3	0	0
HS	6	0	0	0	4
AP	1	1	0	0	0
Totals	41	7	7	0	4

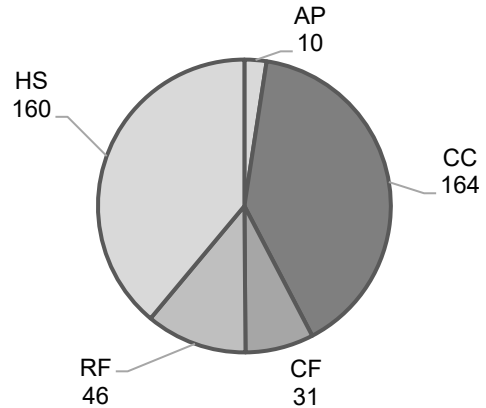
CC = Certified Center; CF = Certified Family; RF = Registered Family; HS = Head Start; AP = Alternative Pathway

Children in Spark Programs: 411

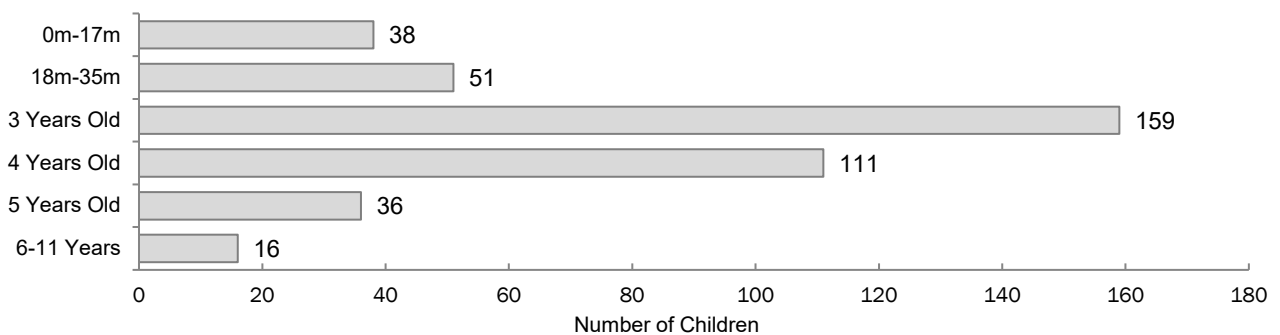
Children by Designation



Children by Program Type



Children by Age



County Data Facts

All data as of May 31, 2021



Crook



County Spark Participation

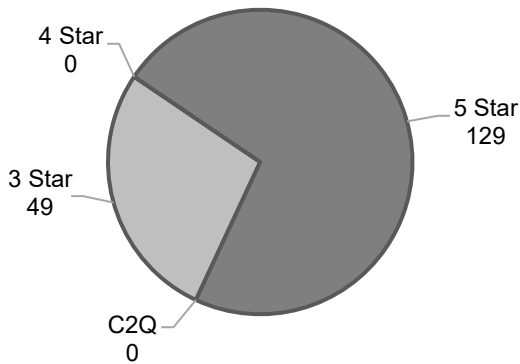
Star Rated Programs

	# Licensed	C2Q	3-Star	4-Star	5-Star
CC	3	0	1	0	1
CF	2	0	0	0	0
RF	3	0	1	0	0
HS	2	0	0	0	2
AP	0	0	0	0	0
Totals	10	0	2	0	3

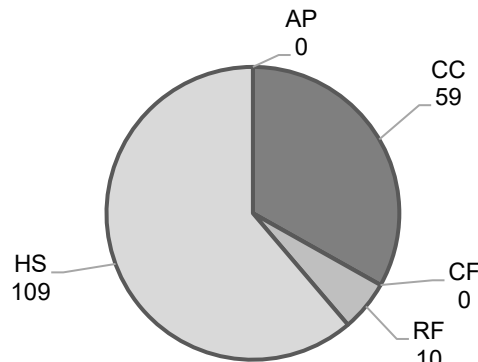
CC = Certified Center; CF = Certified Family; RF = Registered Family; HS = Head Start; AP = Alternative Pathway

Children in Spark Programs: 178

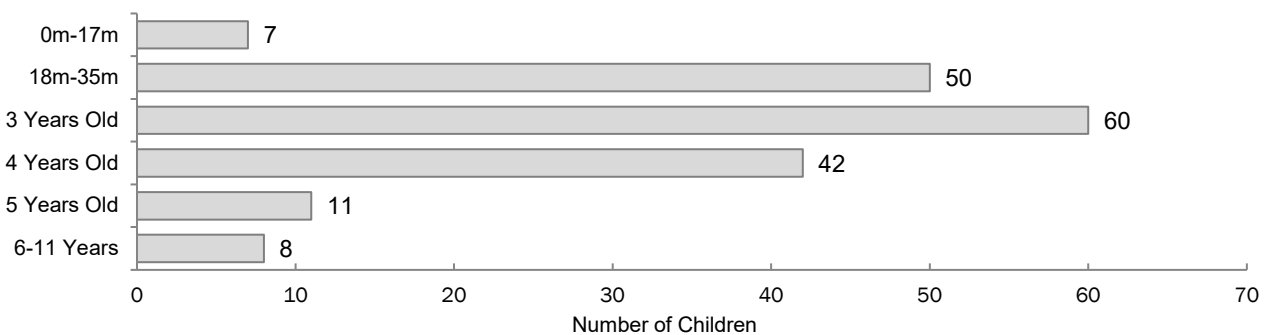
Children by Designation



Children by Program Type



Children by Age



Western Oregon UNIVERSITY

The Research Institute

County Data Facts

All data as of May 31, 2021



Curry



County Spark Participation

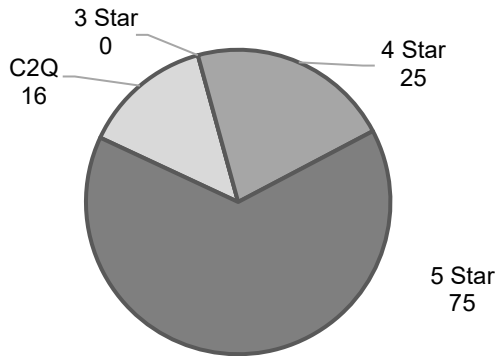
Star Rated Programs

	# Licensed	C2Q	3-Star	4-Star	5-Star
CC	2	0	0	0	0
CF	3	1	0	1	0
RF	1	0	0	0	0
HS	3	0	0	0	3
AP	0	0	0	0	0
Totals	9	1	0	1	3

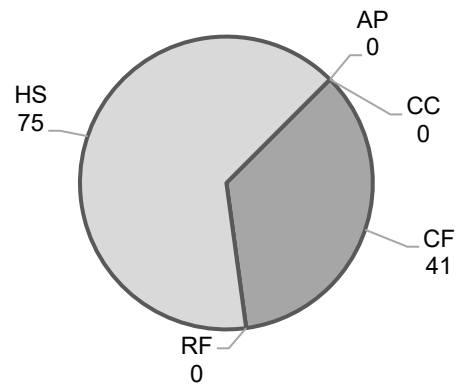
CC = Certified Center; CF = Certified Family; RF = Registered Family; HS = Head Start; AP = Alternative Pathway

Children in Spark Programs: 116

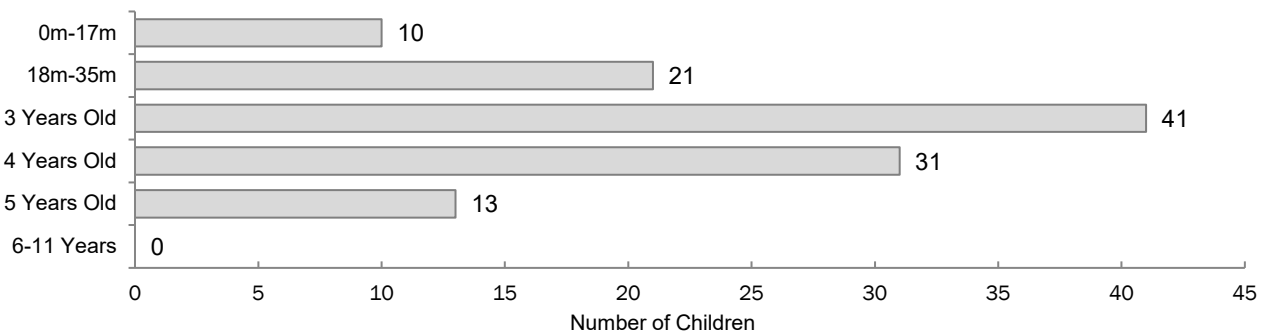
Children by Designation



Children by Program Type



Children by Age




County Data Facts

All data as of May 31, 2021



Deschutes



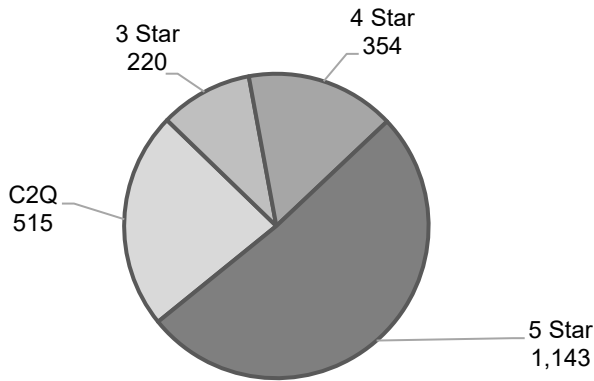
County Spark Participation

	# Licensed	C2Q	3-Star	4-Star	5-Star
CC	58	7	1	5	6
CF	45	10	7	2	2
RF	42	5	4	0	0
HS	11	0	0	0	7
AP	1	1	0	0	0
Totals	157	23	12	7	15

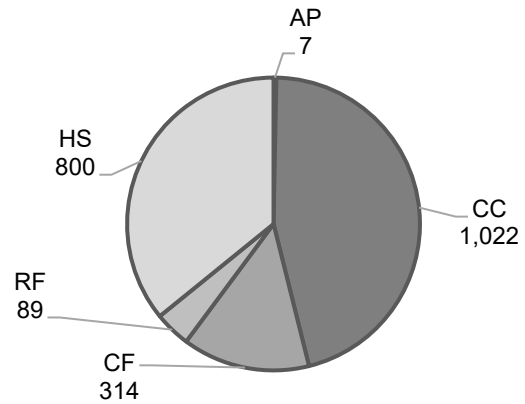
CC = Certified Center; CF = Certified Family; RF = Registered Family; HS = Head Start; AP = Alternative Pathway

Children in Spark Programs: 2,232

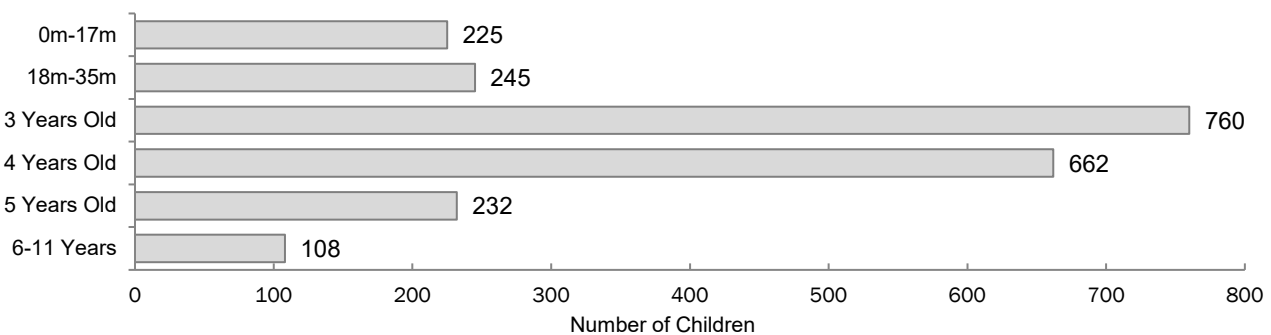
Children by Designation



Children by Program Type



Children by Age




County Data Facts

All data as of May 31, 2021



Douglas



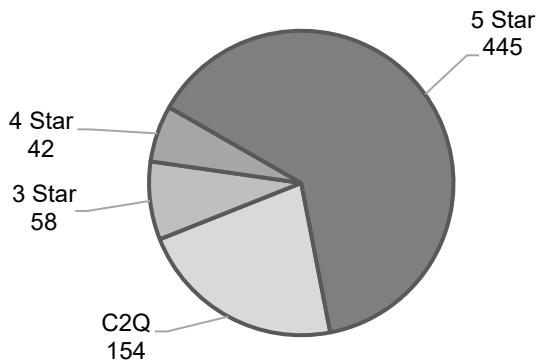
County Spark Participation

	# Licensed	C2Q	3-Star	4-Star	5-Star
CC	14	3	1	0	3
CF	4	0	1	0	2
RF	37	5	1	0	2
HS	7	0	0	0	5
AP	7	1	1	2	3
Totals	69	9	4	2	15

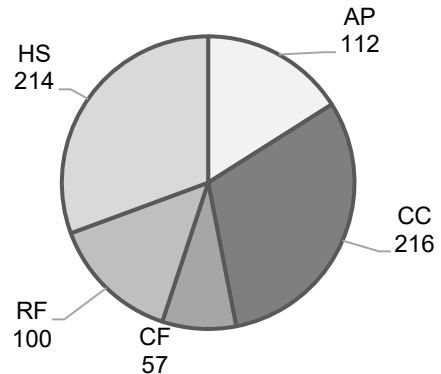
CC = Certified Center; CF = Certified Family; RF = Registered Family; HS = Head Start; AP = Alternative Pathway

Children in Spark Programs: 699

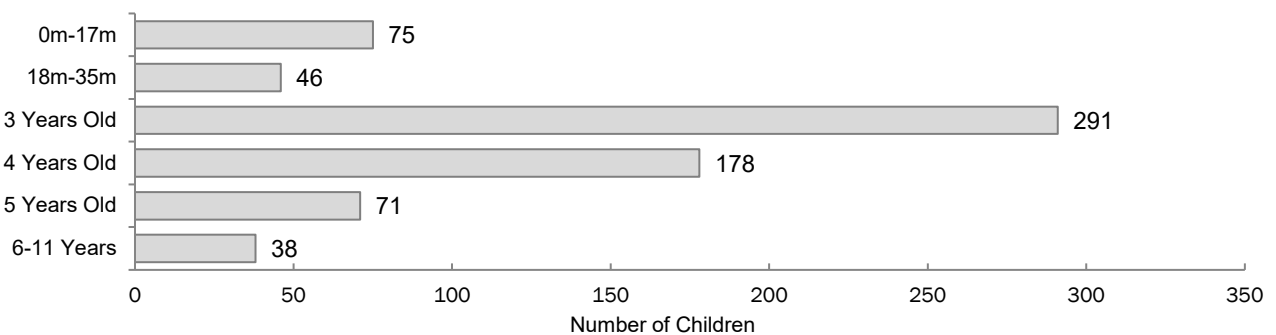
Children by Designation



Children by Program Type



Children by Age



Western Oregon
UNIVERSITY

The Research Institute

County Data Facts

All data as of May 31, 2021



Gilliam



County Spark Participation

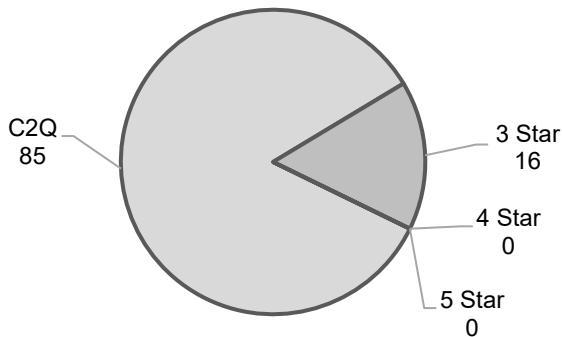
Star Rated Programs

	# Licensed	C2Q	3-Star	4-Star	5-Star
CC	1	1	0	0	0
CF	1	0	1	0	0
RF	0	0	0	0	0
HS	0	0	0	0	0
AP	0	0	0	0	0
Totals	2	1	1	0	0

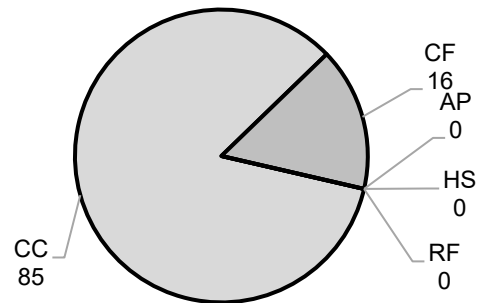
CC = Certified Center; CF = Certified Family; RF = Registered Family; HS = Head Start; AP = Alternative Pathway

Children in Spark Programs: 101

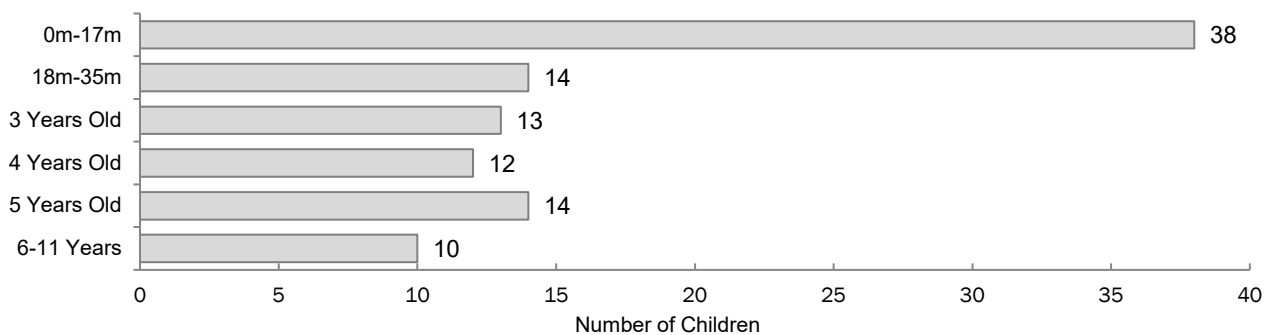
Children by Designation



Children by Program Type



Children by Age




County Data Facts

All data as of May 31, 2021



Grant



County Spark Participation

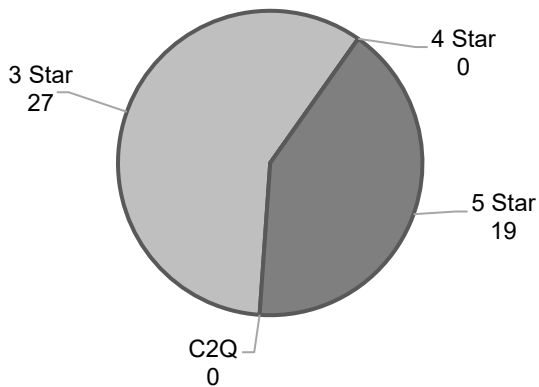
Star Rated Programs

	# Licensed	C2Q	3-Star	4-Star	5-Star
CC	1	0	1	0	0
CF	1	0	0	0	0
RF	0	0	0	0	0
HS	1	0	0	0	1
AP	0	0	0	0	0
Totals	3	0	1	0	1

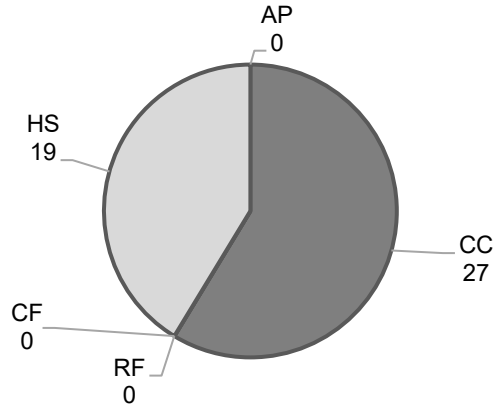
CC = Certified Center; CF = Certified Family; RF = Registered Family; HS = Head Start; AP = Alternative Pathway

Children in Spark Programs: 46

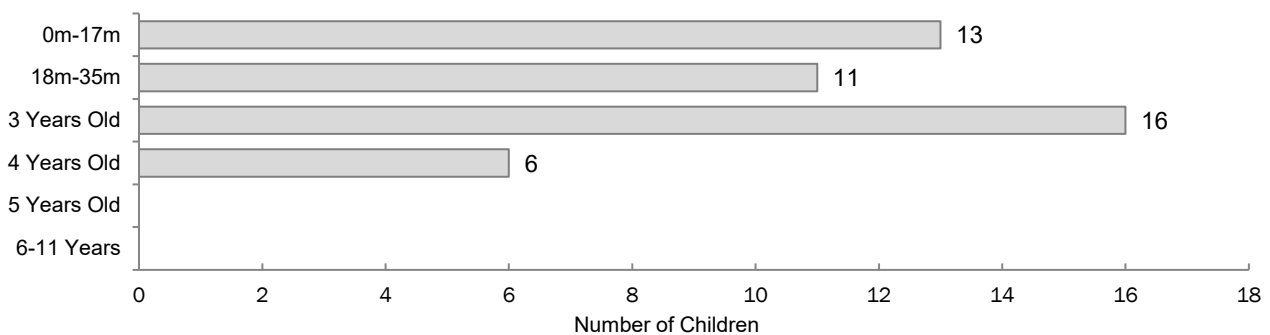
Children by Designation



Children by Program Type



Children by Age



County Data Facts

All data as of May 31, 2021



Harney



County Spark Participation

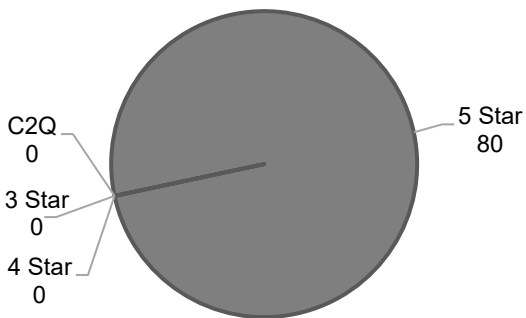
Star Rated Programs

	# Licensed	C2Q	3-Star	4-Star	5-Star
CC	0	0	0	0	0
CF	0	0	0	0	0
RF	3	0	0	0	0
HS	1	0	0	0	1
AP	0	0	0	0	0
Totals	4	0	0	0	1

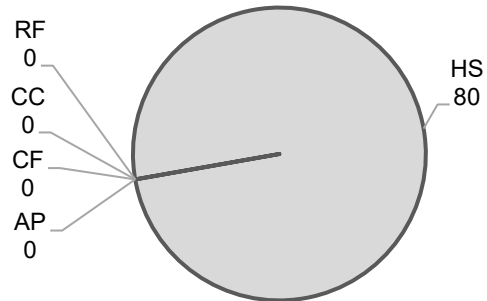
CC = Certified Center; CF = Certified Family; RF = Registered Family; HS = Head Start; AP = Alternative Pathway

Children in Spark Programs: 80

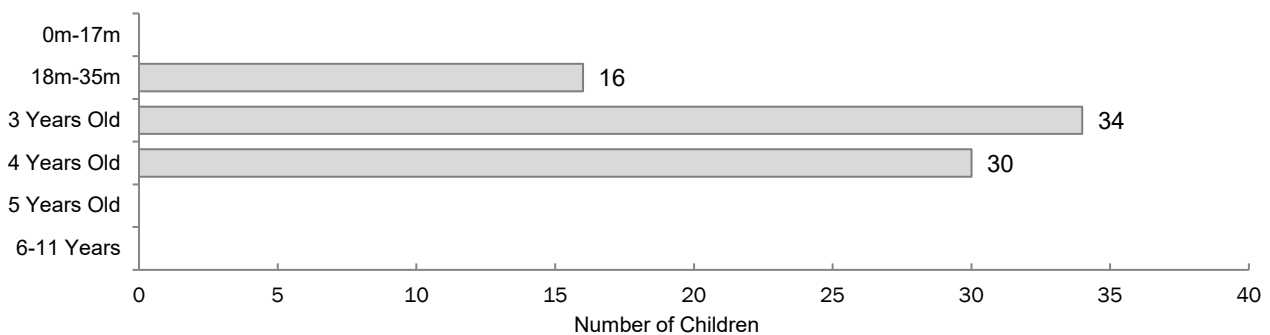
Children by Designation



Children by Program Type



Children by Age



County Data Facts

All data as of May 31, 2021



Hood River



County Spark Participation

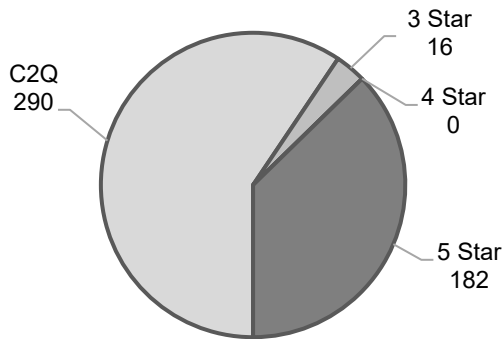
Star Rated Programs

	# Licensed	C2Q	3-Star	4-Star	5-Star
CC	8	5	0	0	0
CF	8	3	0	0	0
RF	13	3	0	0	0
HS	6	0	0	0	6
AP	1	0	1	0	0
Totals	36	11	1	0	6

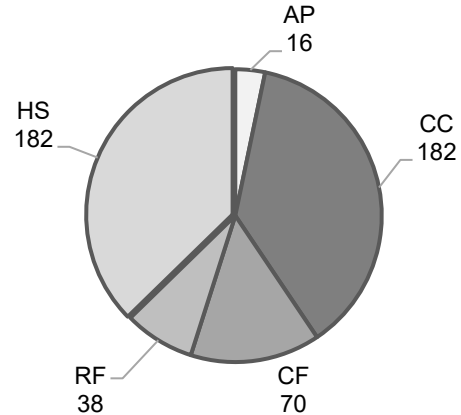
CC = Certified Center; CF = Certified Family; RF = Registered Family; HS = Head Start; AP = Alternative Pathway

Children in Spark Programs: 488

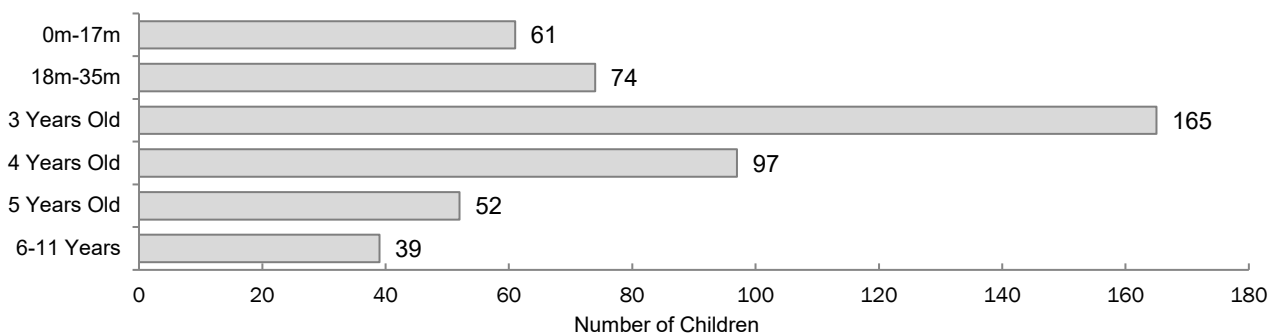
Children by Designation



Children by Program Type



Children by Age



County Data Facts

All data as of May 31, 2021



Jackson

43

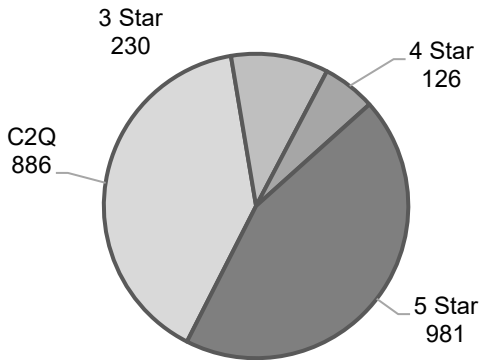
Star Rated Programs

	# Licensed	C2Q	3-Star	4-Star	5-Star
CC	37	7	2	2	2
CF	44	10	11	3	1
RF	71	17	8	0	0
HS	15	1	0	0	14
AP	1	1	0	0	0
Totals	168	36	21	5	17

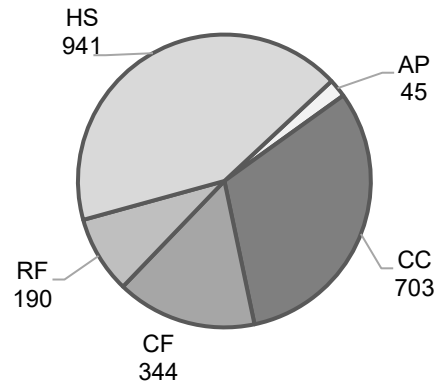
CC = Certified Center; CF = Certified Family; RF = Registered Family; HS = Head Start; AP = Alternative Pathway

Children in Spark Programs: 2,223

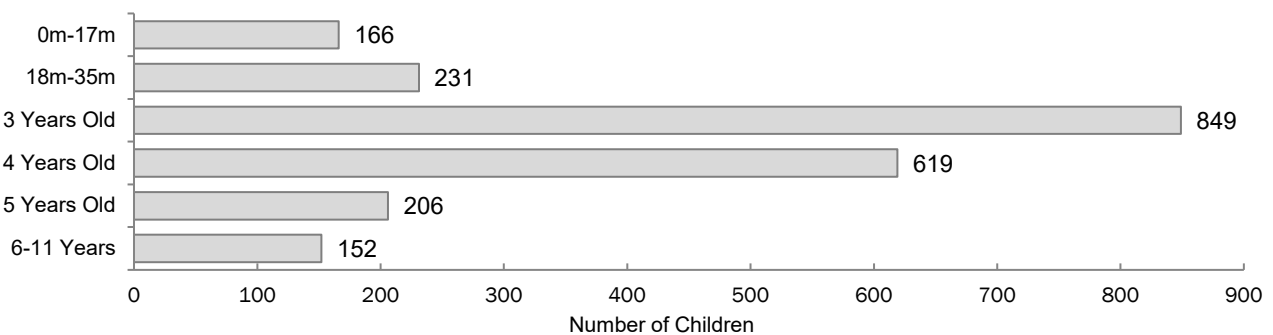
Children by Designation



Children by Program Type



Children by Age



County Data Facts

All data as of May 31, 2021



Jefferson



County Spark Participation

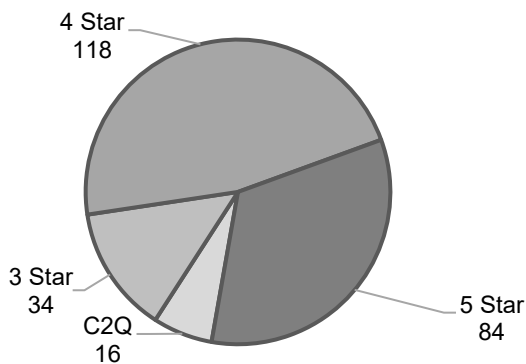
Star Rated Programs

	# Licensed	C2Q	3-Star	4-Star	5-Star
CC	3	0	2	1	0
CF	2	1	0	0	0
RF	3	1	0	0	0
HS	4	0	0	0	2
AP	1	0	0	0	0
Totals	13	2	2	1	2

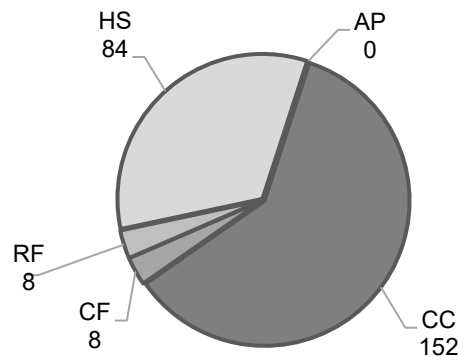
CC = Certified Center; CF = Certified Family; RF = Registered Family; HS = Head Start; AP = Alternative Pathway

Children in Spark Programs: 252

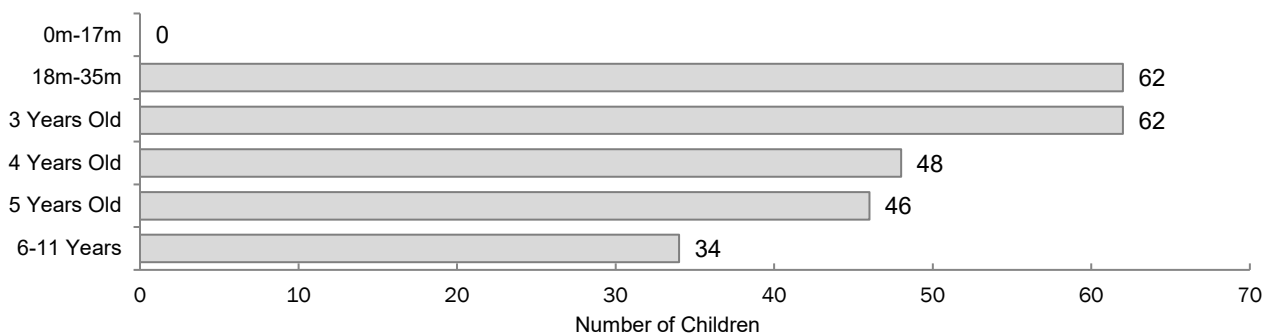
Children by Designation



Children by Program Type



Children by Age




County Data Facts

All data as of May 31, 2021



Josephine



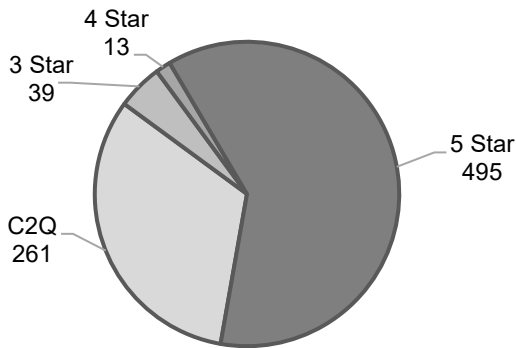
County Spark Participation

	# Licensed	C2Q	3-Star	4-Star	5-Star
CC	20	7	0	0	1
CF	11	2	2	0	1
RF	16	0	2	1	0
HS	10	0	0	0	9
AP	1	0	0	0	1
Totals	58	9	4	1	12

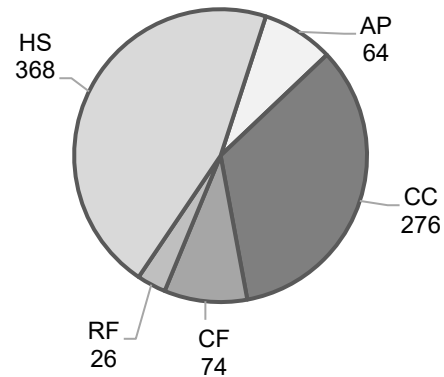
CC = Certified Center; CF = Certified Family; RF = Registered Family; HS = Head Start; AP = Alternative Pathway

Children in Spark Programs: 808

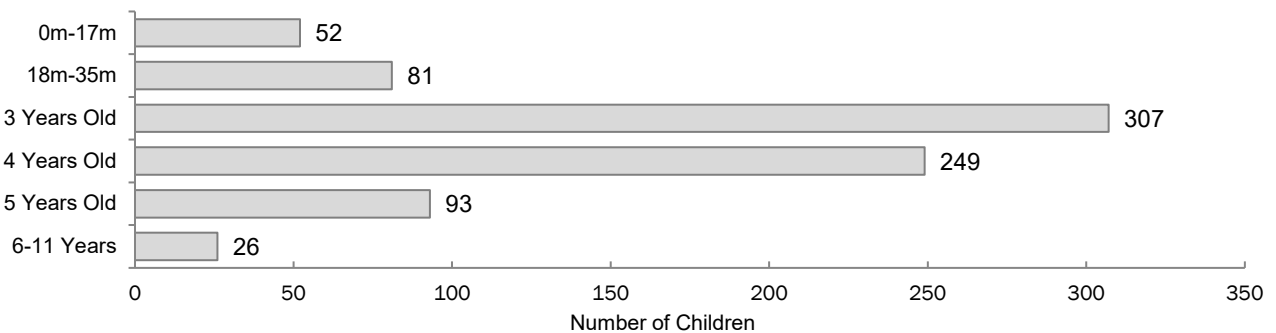
Children by Designation



Children by Program Type



Children by Age




County Data Facts

All data as of May 31, 2021



Klamath



County Spark Participation

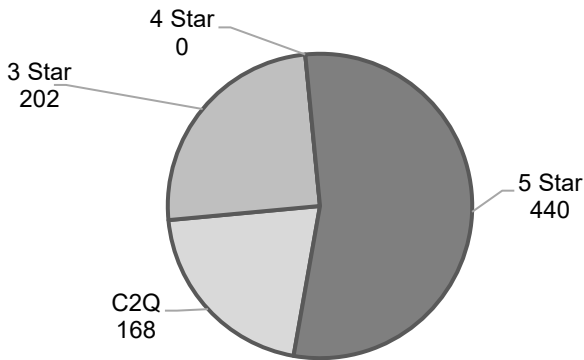
Star Rated Programs

	# Licensed	C2Q	3-Star	4-Star	5-Star
CC	11	2	1	0	1
CF	5	2	2	0	1
RF	19	2	1	0	0
HS	5	0	0	0	5
AP	3	3	0	0	0
Totals	43	9	4	0	7

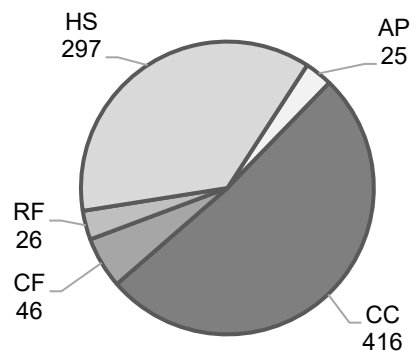
CC = Certified Center; CF = Certified Family; RF = Registered Family; HS = Head Start; AP = Alternative Pathway

Children in Spark Programs: 810

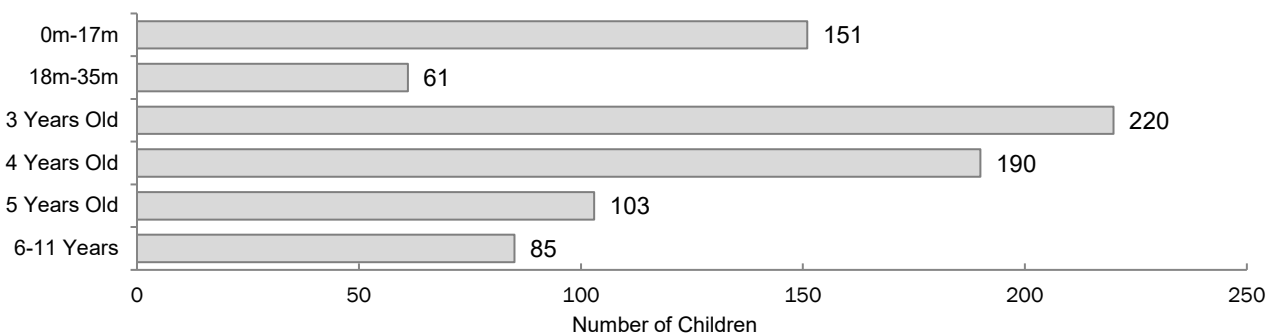
Children by Designation



Children by Program Type



Children by Age




County Data Facts

All data as of May 31, 2021



Lake



County Spark Participation

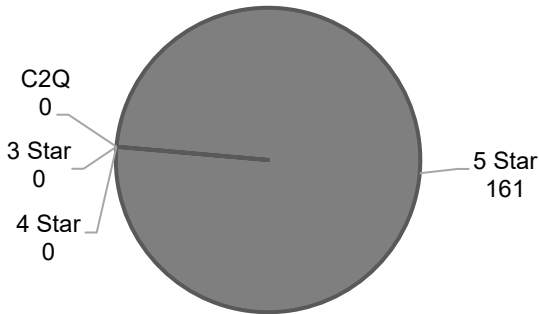
Star Rated Programs

	# Licensed	C2Q	3-Star	4-Star	5-Star
CC	0	0	0	0	0
CF	0	0	0	0	0
RF	0	0	0	0	0
HS	1	0	0	0	1
AP	0	0	0	0	0
Totals	1	0	0	0	1

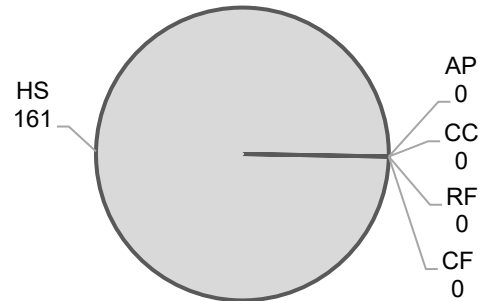
CC = Certified Center; CF = Certified Family; RF = Registered Family; HS = Head Start; AP = Alternative Pathway

Children in Spark Programs: 161

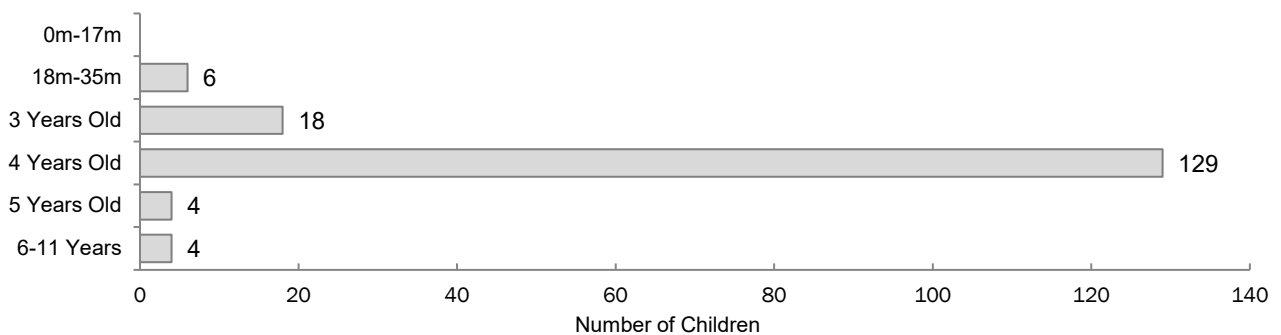
Children by Designation



Children by Program Type



Children by Age




County Data Facts

All data as of May 31, 2021



Lane



79

County Spark Participation

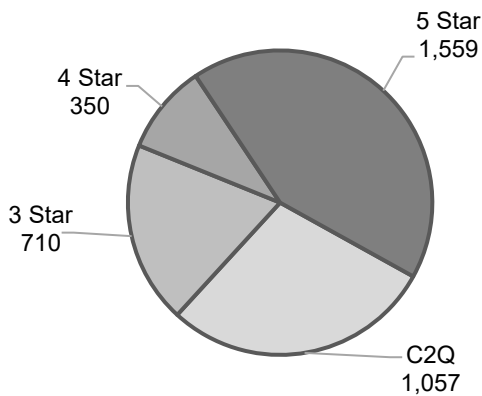
Star Rated Programs

	# Licensed	C2Q	3-Star	4-Star	5-Star
CC	73	18	10	2	11
CF	68	11	9	9	6
RF	84	1	6	0	1
HS	19	0	0	0	19
AP	8	2	1	4	1
Totals	252	32	26	15	38

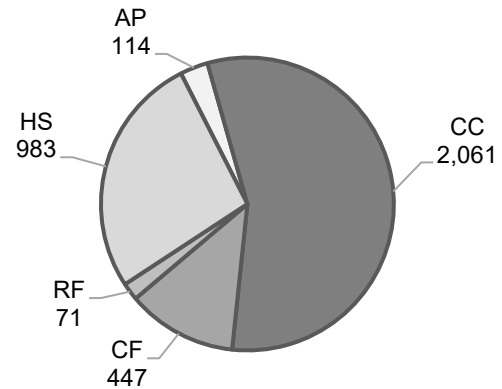
CC = Certified Center; CF = Certified Family; RF = Registered Family; HS = Head Start; AP = Alternative Pathway

Children in Spark Programs: 3,676

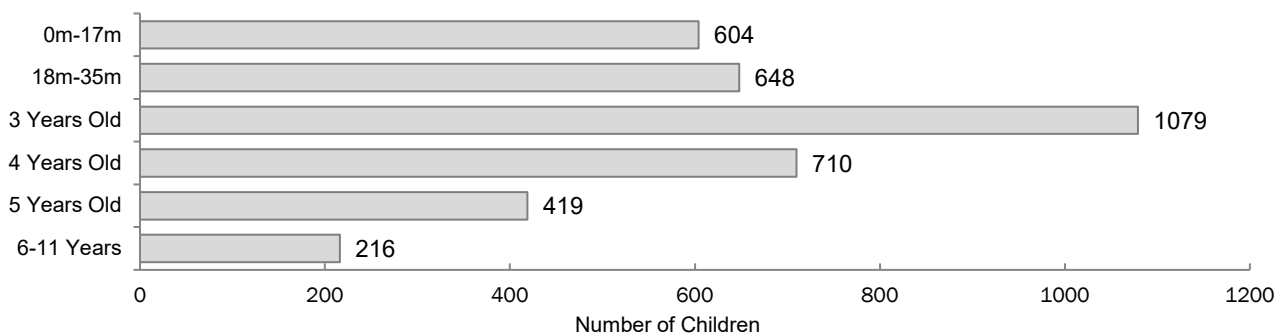
Children by Designation



Children by Program Type



Children by Age



County Data Facts

All data as of May 31, 2021



Lincoln



County Spark Participation

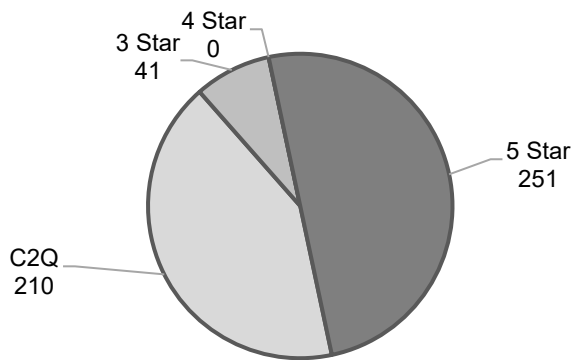
Star Rated Programs

	# Licensed	C2Q	3-Star	4-Star	5-Star
CC	3	1	0	0	1
CF	6	2	1	0	0
RF	8	0	2	0	0
HS	3	0	0	0	3
AP	5	5	0	0	0
Totals	20	3	3	0	4

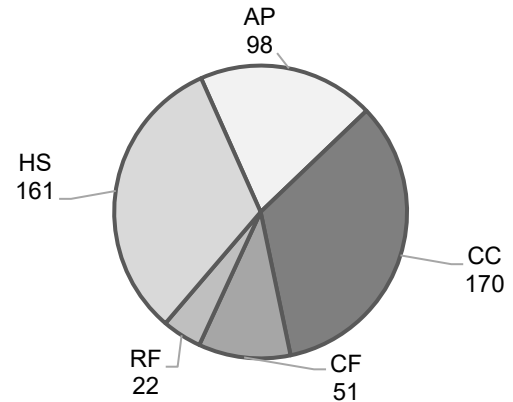
CC = Certified Center; CF = Certified Family; RF = Registered Family; HS = Head Start; AP = Alternative Pathway

Children in Spark Programs: 502

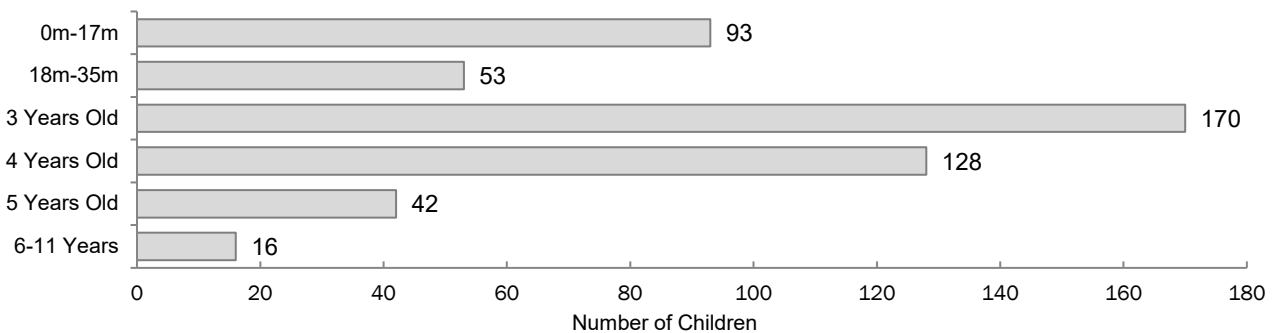
Children by Designation



Children by Program Type



Children by Age




County Data Facts

All data as of May 31, 2021



Linn



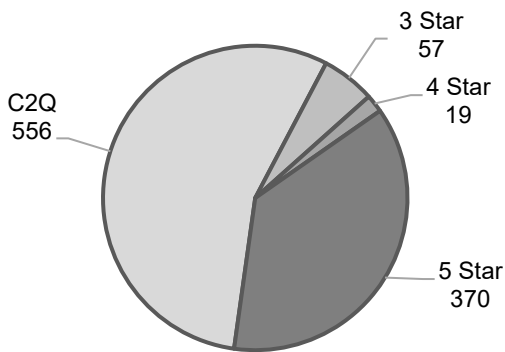
County Spark Participation

	# Licensed	C2Q	3-Star	4-Star	5-Star
CC	14	9	1	0	1
CF	15	6	2	0	0
RF	39	4	3	1	0
HS	5	0	0	0	4
AP	1	1	0	0	0
Totals	74	20	6	1	5

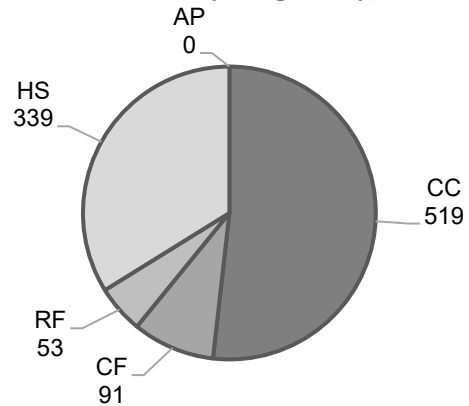
CC = Certified Center; CF = Certified Family; RF = Registered Family; HS = Head Start; AP = Alternative Pathway

Children in Spark Programs: 1,002

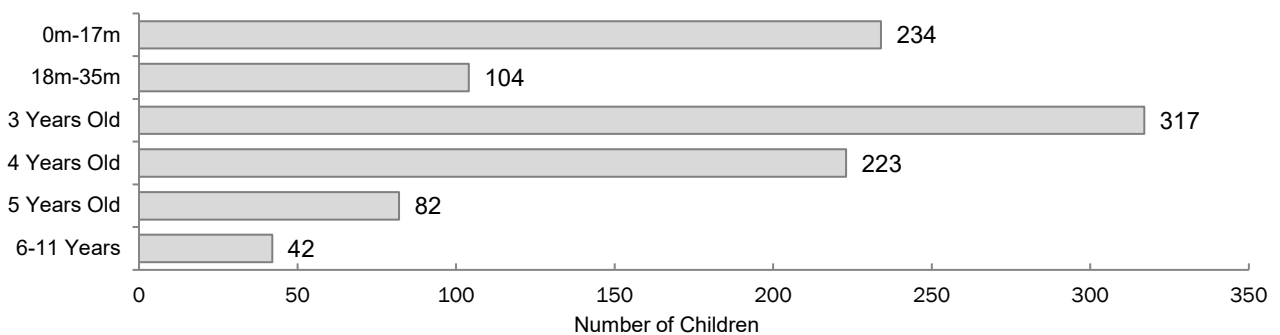
Children by Designation



Children by Program Type



Children by Age



County Data Facts

All data as of May 31, 2021



Malheur



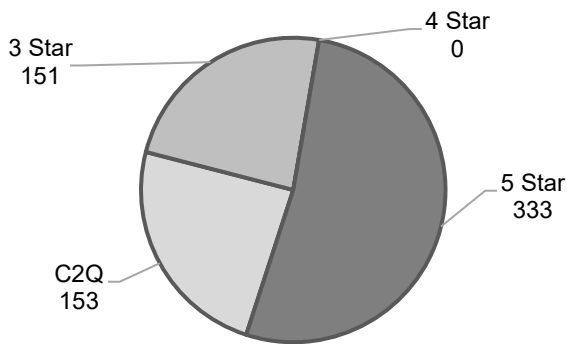
County Spark Participation

	# Licensed	C2Q	3-Star	4-Star	5-Star
CC	4	2	1	0	0
CF	4	1	2	0	0
RF	10	2	4	0	0
HS	10	1	0	0	4
AP	2	2	0	0	0
Totals	30	8	7	0	4

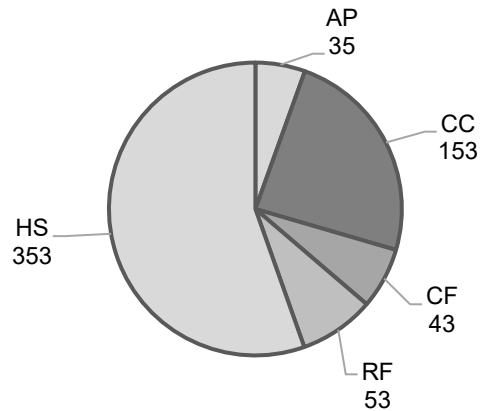
CC = Certified Center; CF = Certified Family; RF = Registered Family; HS = Head Start; AP = Alternative Pathway

Children in Spark Programs: 637

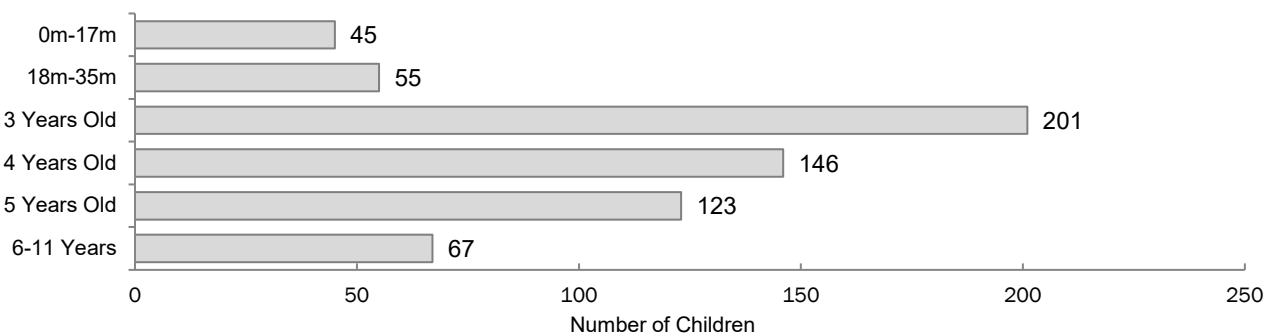
Children by Designation



Children by Program Type



Children by Age




County Data Facts

All data as of May 31, 2021



Marion



60

County Spark Participation

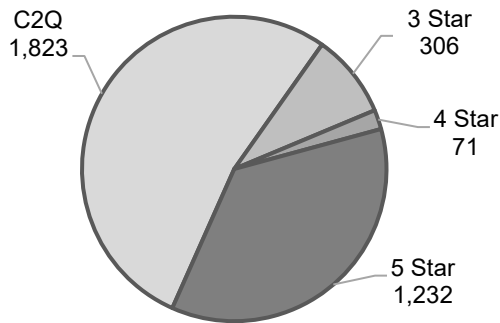
Star Rated Programs

	# Licensed	C2Q	3-Star	4-Star	5-Star
CC	68	34	2	2	1
CF	67	9	10	3	11
RF	140	22	9	0	2
HS	20	1	0	0	17
AP	9	6	0	0	3
Totals	304	72	21	5	34

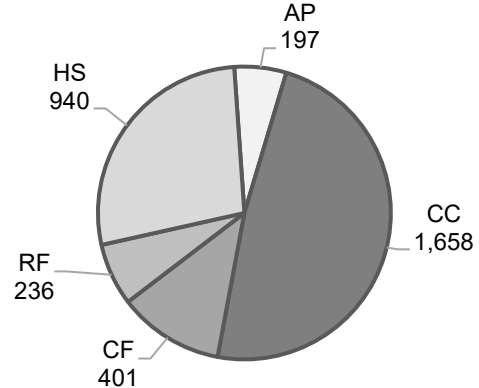
CC = Certified Center; CF = Certified Family; RF = Registered Family; HS = Head Start; AP = Alternative Pathway

Children in Spark Programs: 3,432

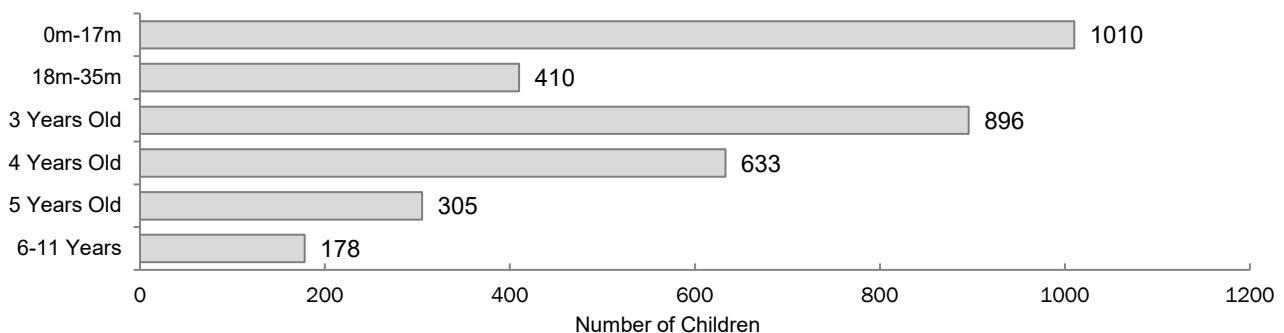
Children by Designation



Children by Program Type



Children by Age




County Data Facts

All data as of May 31, 2021



Morrow



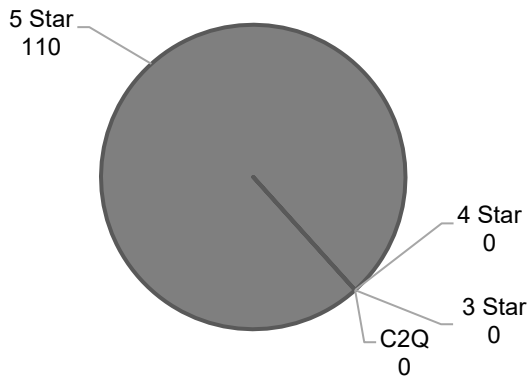
County Spark Participation

	# Licensed	C2Q	3-Star	4-Star	5-Star
CC	3	0	0	0	0
CF	0	0	0	0	0
RF	1	0	0	0	0
HS	3	0	0	0	2
AP	0	0	0	0	0
Totals	7	0	0	0	2

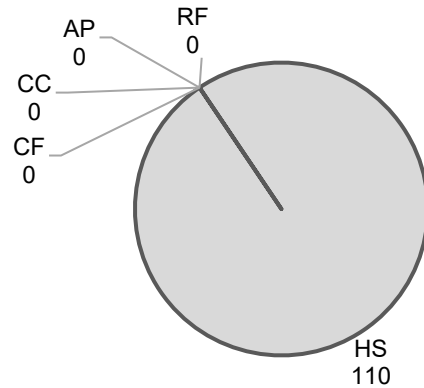
CC = Certified Center; CF = Certified Family; RF = Registered Family; HS = Head Start; AP = Alternative Pathway

Children in Spark Programs: 110

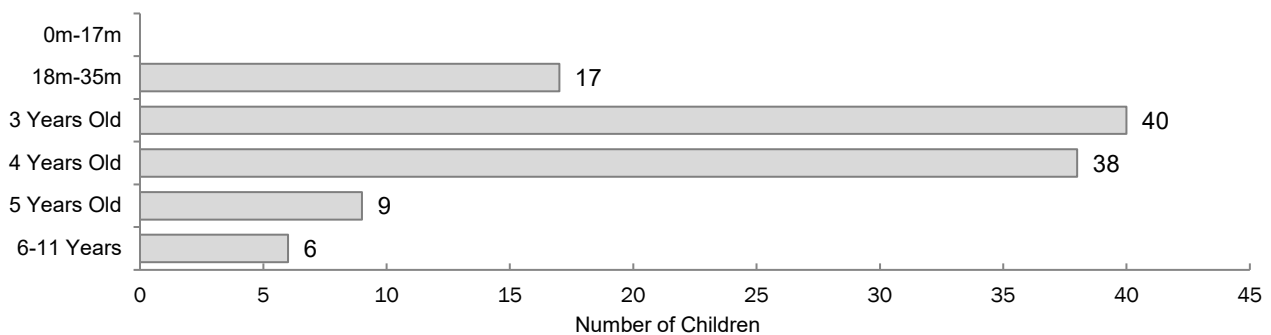
Children by Designation



Children by Program Type



Children by Age




County Data Facts

All data as of May 31, 2021



Multnomah



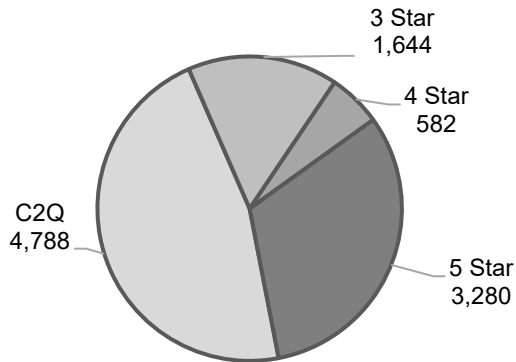
County Spark Participation

	# Licensed	C2Q	3-Star	4-Star	5-Star
CC	186	65	16	7	11
CF	190	61	17	6	13
RF	270	41	30	0	0
HS	60	2	1	0	44
AP	7	0	2	1	2
Totals	713	169	66	14	70

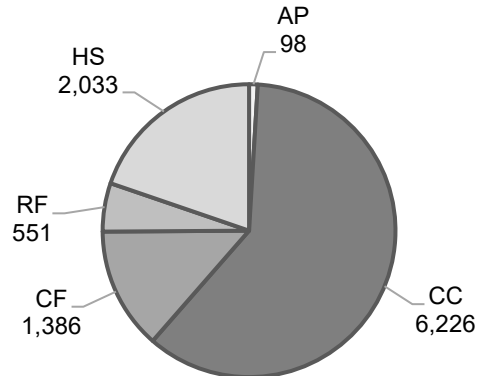
CC = Certified Center; CF = Certified Family; RF = Registered Family; HS = Head Start; AP = Alternative Pathway

Children in Spark Programs: 10,294

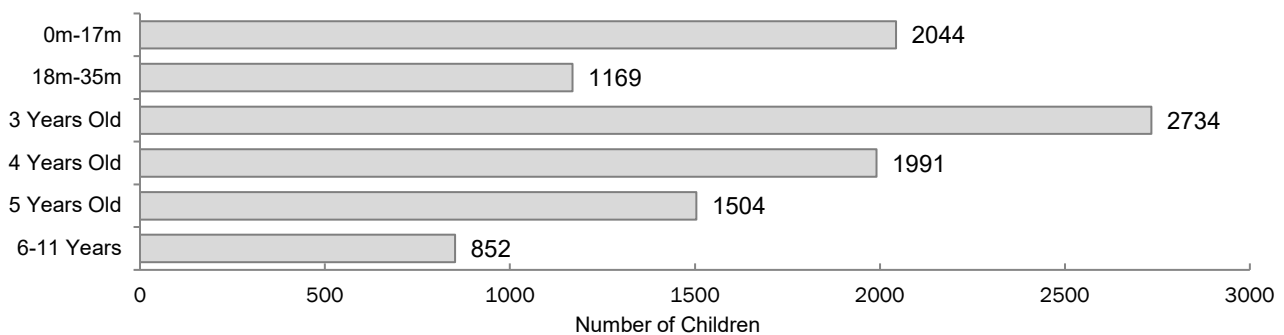
Children by Designation



Children by Program Type



Children by Age



County Data Facts

All data as of May 31, 2021



Polk



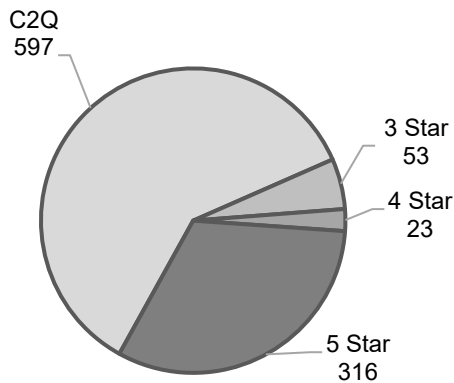
County Spark Participation

	# Licensed	C2Q	3-Star	4-Star	5-Star
CC	16	8	1	0	3
CF	20	13	1	1	1
RF	26	9	2	1	0
HS	6	0	0	0	4
AP	0	0	0	0	0
Totals	68	30	4	2	8

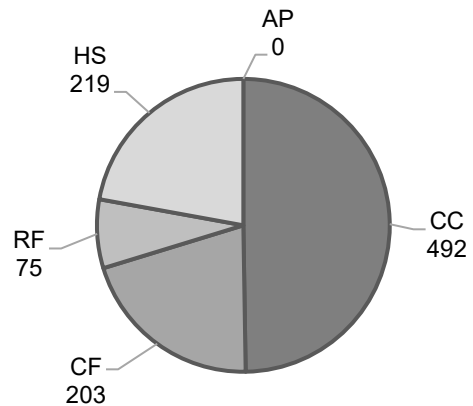
CC = Certified Center; CF = Certified Family; RF = Registered Family; HS = Head Start; AP = Alternative Pathway

Children in Spark Programs: 989

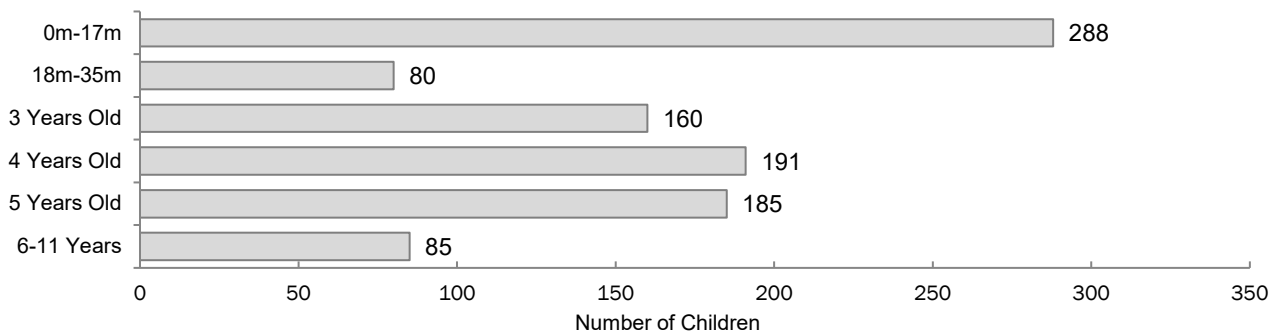
Children by Designation



Children by Program Type



Children by Age



County Data Facts

All data as of May 31, 2021



Sherman



County Spark Participation

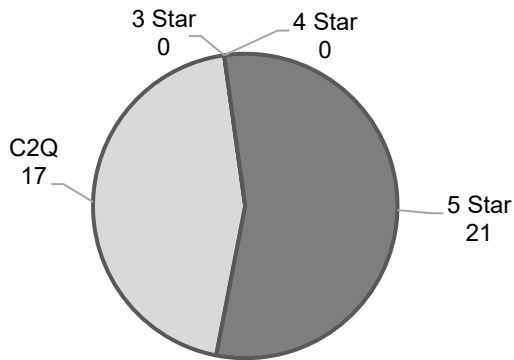
Star Rated Programs

	# Licensed	C2Q	3-Star	4-Star	5-Star
CC	1	0	0	0	1
CF	2	1	0	0	0
RF	0	0	0	0	0
HS	1	0	0	0	0
AP	1	0	0	0	0
Totals	5	1	0	0	1

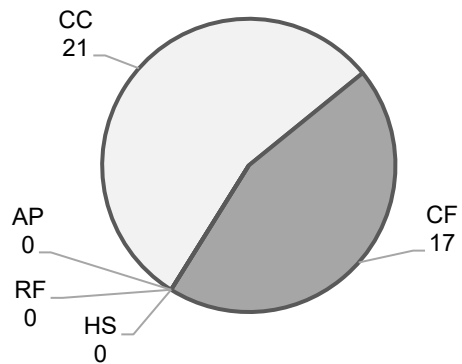
CC = Certified Center; CF = Certified Family; RF = Registered Family; HS = Head Start; AP = Alternative Pathway

Children in Spark Programs: 38

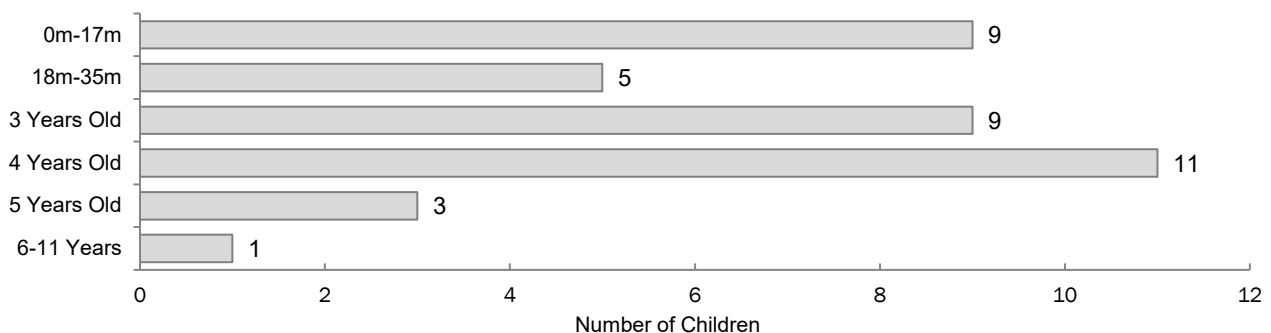
Children by Designation



Children by Program Type



Children by Age



County Data Facts

All data as of May 31, 2021



Tillamook



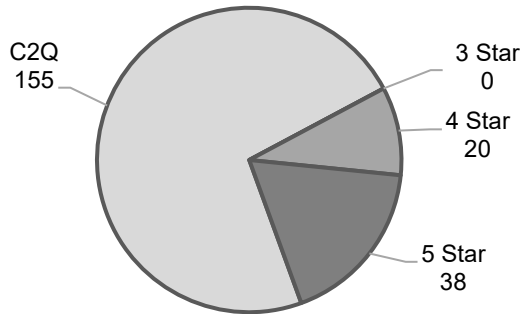
County Spark Participation

	# Licensed	C2Q	3-Star	4-Star	5-Star
CC	3	2	0	1	0
CF	2	1	0	0	0
RF	5	3	0	0	0
HS	3	0	0	0	1
AP	2	1	0	1	0
Totals	15	7	0	2	1

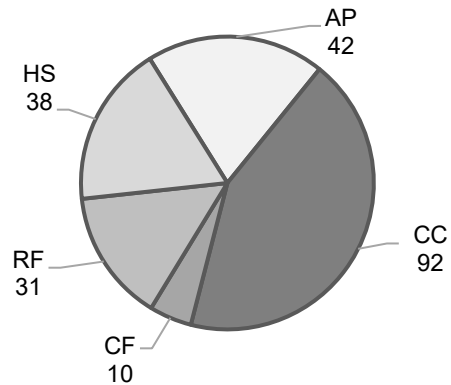
CC = Certified Center; CF = Certified Family; RF = Registered Family; HS = Head Start; AP = Alternative Pathway

Children in Spark Programs: 213

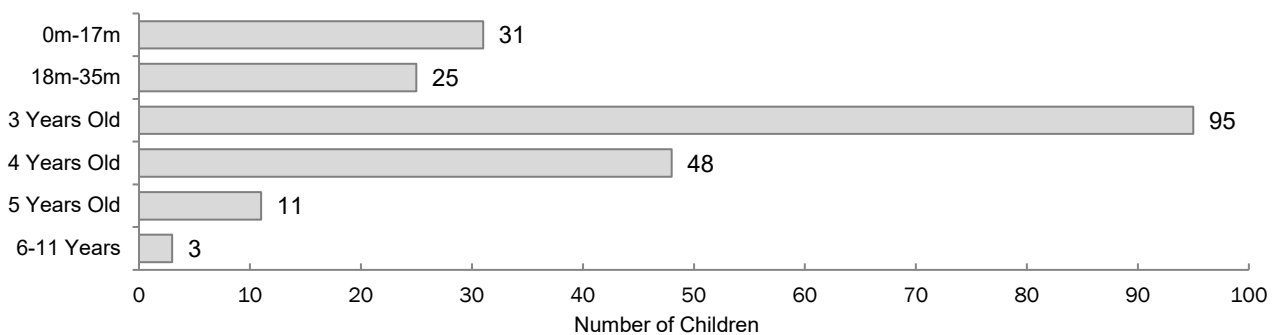
Children by Designation



Children by Program Type



Children by Age



Western Oregon UNIVERSITY


The Research Institute

County Data Facts

All data as of May 31, 2021



Umatilla



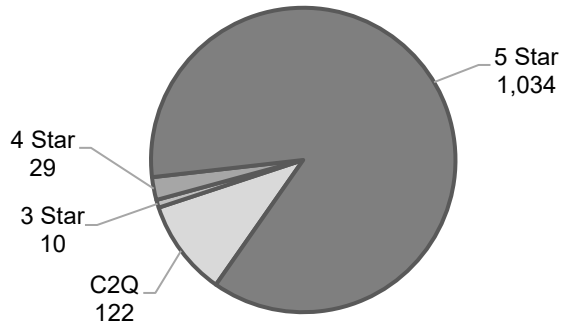
County Spark Participation

	# Licensed	C2Q	3-Star	4-Star	5-Star
CC	10	1	0	0	1
CF	14	4	1	1	1
RF	40	5	1	1	0
HS	14	0	0	0	11
AP	0	0	0	0	0
Totals	78	10	2	2	13

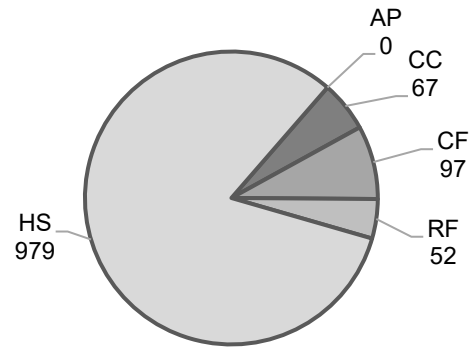
CC = Certified Center; CF = Certified Family; RF = Registered Family; HS = Head Start; AP = Alternative Pathway

Children in Spark Programs: 1,195

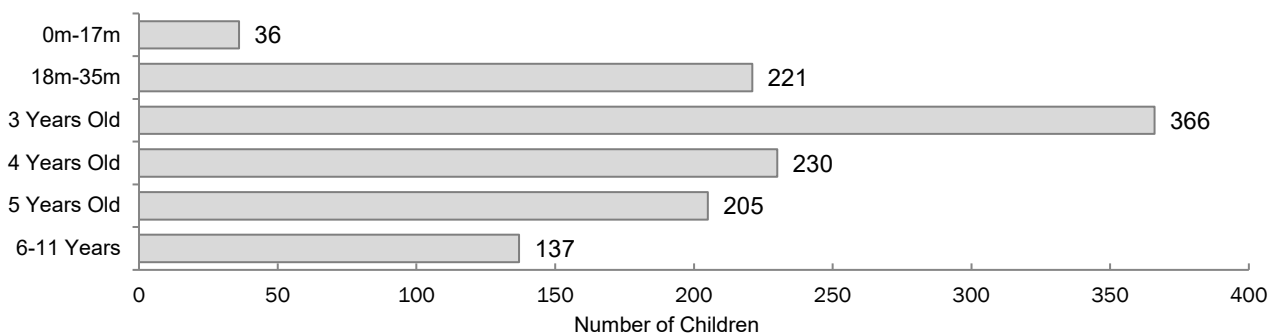
Children by Designation



Children by Program Type



Children by Age




County Data Facts

All data as of May 31, 2021



Union



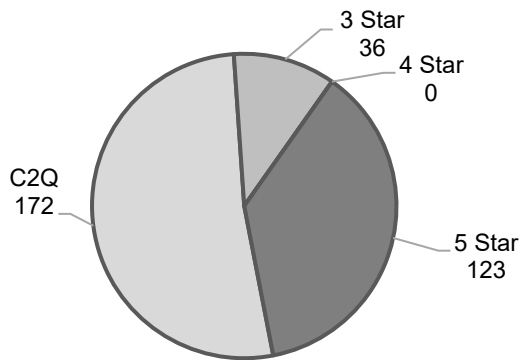
County Spark Participation

	# Licensed	C2Q	3-Star	4-Star	5-Star
CC	3	0	0	0	0
CF	4	2	0	0	0
RF	27	16	4	0	0
HS	5	0	0	0	4
AP	0	0	0	0	0
Totals	39	18	4	0	4

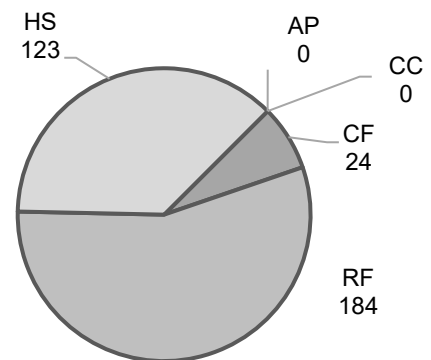
CC = Certified Center; CF = Certified Family; RF = Registered Family; HS = Head Start; AP = Alternative Pathway

Children in Spark Programs: 331

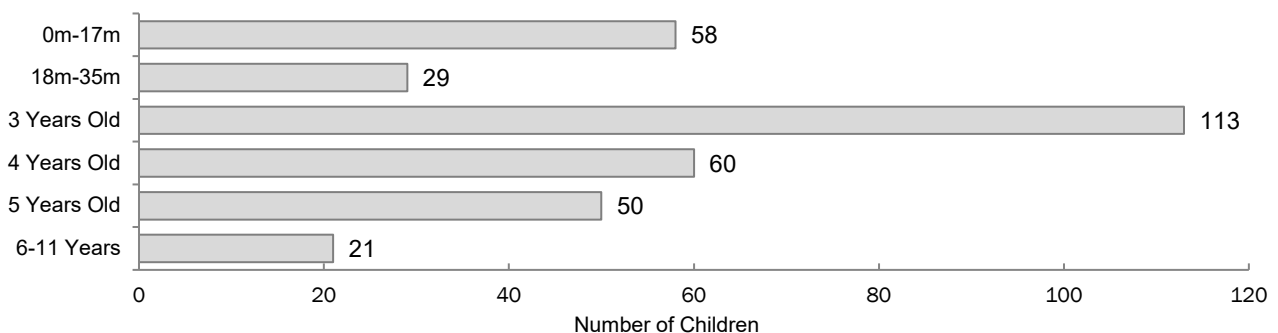
Children by Designation



Children by Program Type



Children by Age



County Data Facts

All data as of May 31, 2021



Wallowa



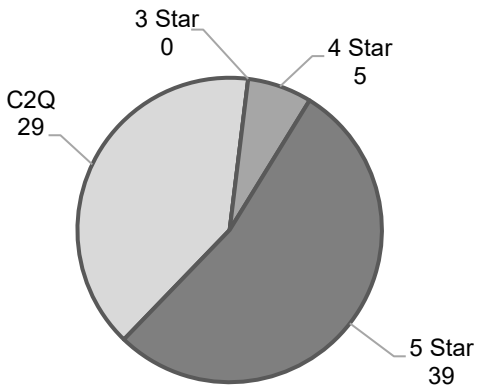
County Spark Participation

	# Licensed	C2Q	3-Star	4-Star	5-Star
CC	1	0	0	1	0
CF	3	1	0	0	0
RF	2	2	0	0	0
HS	3	0	0	0	2
AP	0	0	0	0	0
Totals	9	3	0	1	2

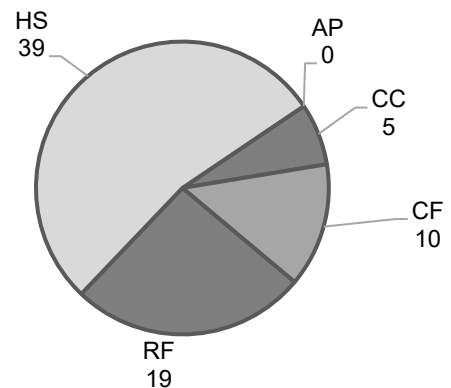
CC = Certified Center; CF = Certified Family; RF = Registered Family; HS = Head Start; AP = Alternative Pathway

Children in Spark Programs: 73

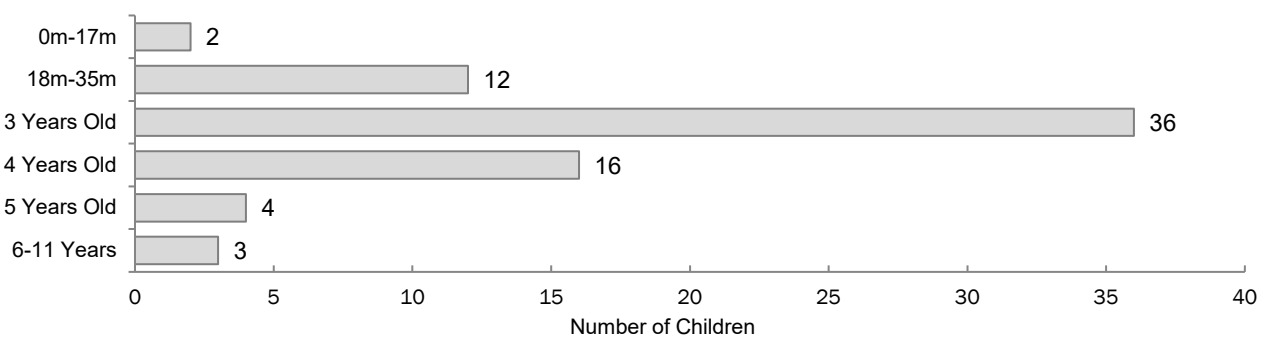
Children by Designation



Children by Program Type



Children by Age




County Data Facts

All data as of May 31, 2021



Wasco



County Spark Participation

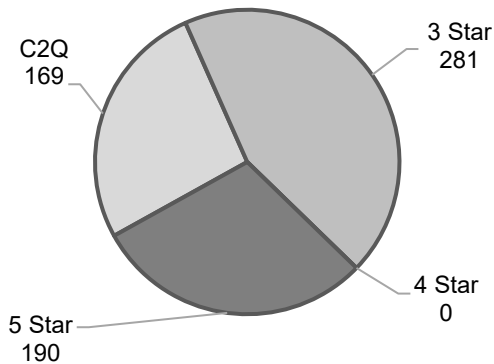
Star Rated Programs

	# Licensed	C2Q	3-Star	4-Star	5-Star
CC	2	1	1	0	0
CF	6	4	1	0	0
RF	17	8	1	0	0
HS	6	0	0	0	5
AP	1	0	0	0	0
Totals	32	13	3	0	5

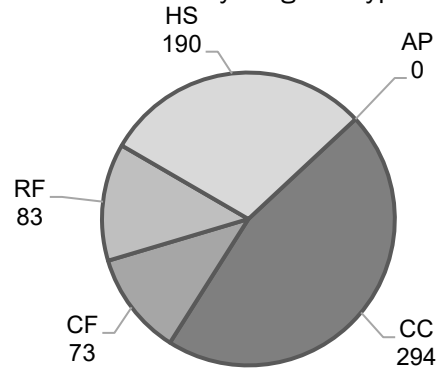
CC = Certified Center; CF = Certified Family; RF = Registered Family; HS = Head Start; AP = Alternative Pathway

Children in Spark Programs: 640

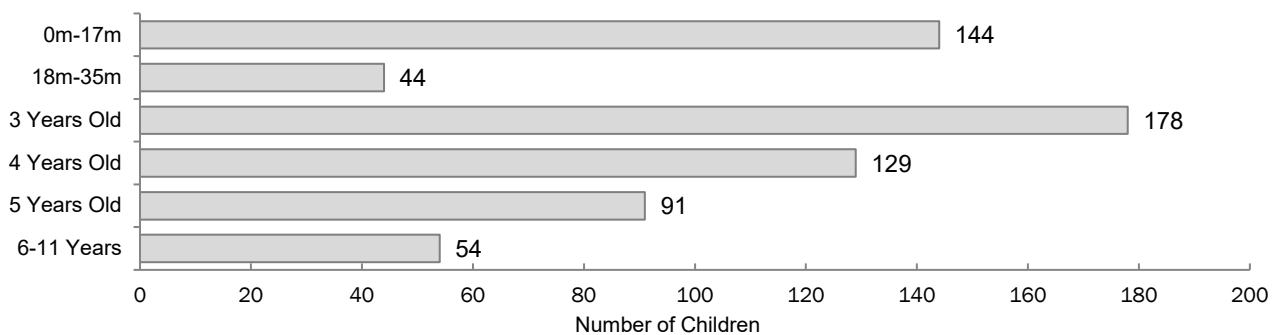
Children by Designation



Children by Program Type



Children by Age




County Data Facts

All data as of May 31, 2021



Washington



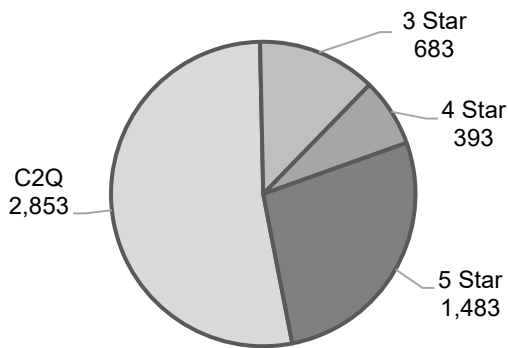
County Spark Participation

	# Licensed	C2Q	3-Star	4-Star	5-Star
CC	143	27	7	5	3
CF	184	66	16	4	9
RF	175	54	9	1	1
HS	23	1	0	0	14
AP	12	6	2	1	3
Totals	537	154	34	11	30

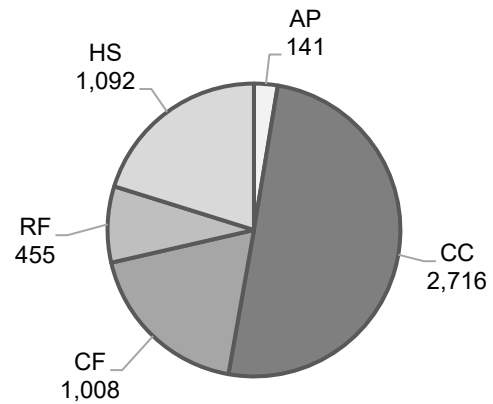
CC = Certified Center; CF = Certified Family; RF = Registered Family; HS = Head Start; AP = Alternative Pathway

Children in Spark Programs: 5,412

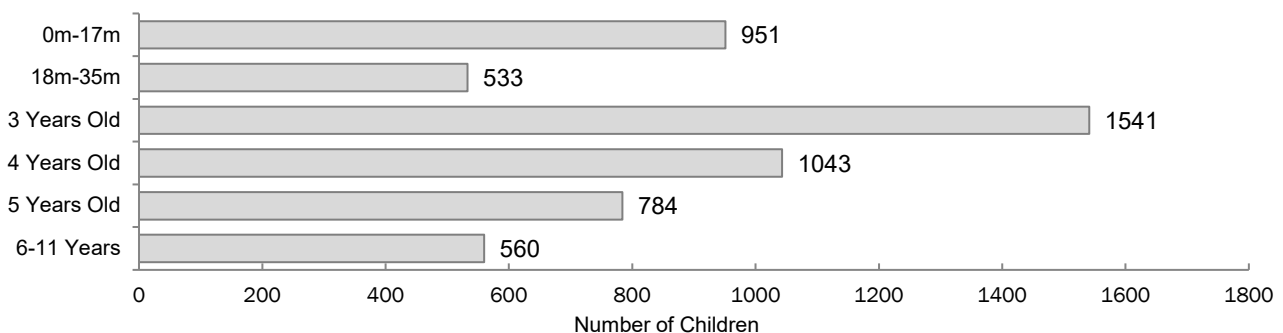
Children by Designation



Children by Program Type



Children by Age



County Data Facts

All data as of May 31, 2021



Wheeler



County Spark Participation

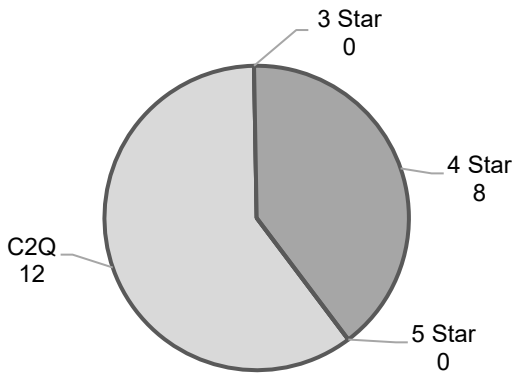
Star Rated Programs

	# Licensed	C2Q	3-Star	4-Star	5-Star
CC	0	0	0	0	0
CF	0	0	0	0	0
RF	1	0	0	0	0
HS	1	0	0	0	0
AP	2	1	0	1	0
Totals	4	1	0	1	0

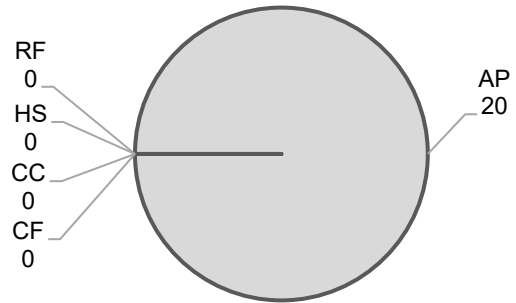
CC = Certified Center; CF = Certified Family; RF = Registered Family; HS = Head Start; AP = Alternative Pathway

Children in Spark Programs: 20

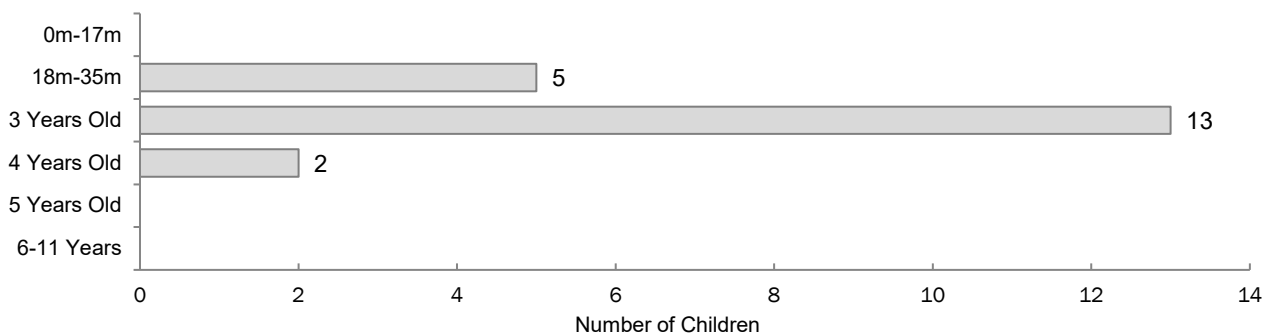
Children by Designation



Children by Program Type



Children by Age




County Data Facts

All data as of May 31, 2021



Yamhill



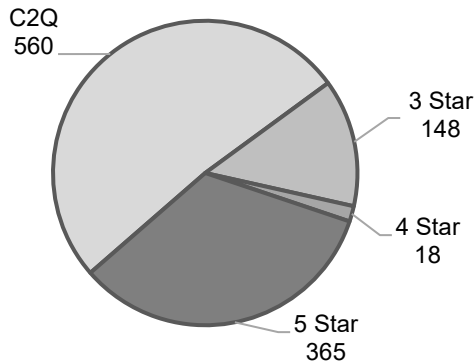
County Spark Participation

	# Licensed	C2Q	3-Star	4-Star	5-Star
CC	18	5	2	0	0
CF	28	5	2	2	3
RF	22	2	1	0	2
HS	6	0	0	0	4
AP	3	2	1	0	0
Totals	77	14	6	2	9

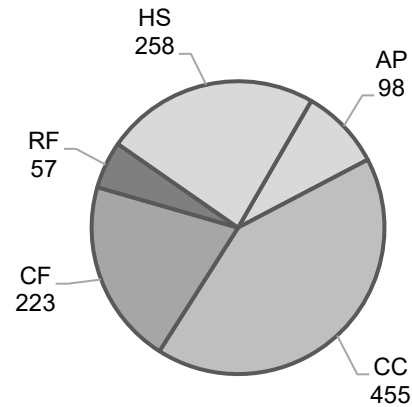
CC = Certified Center; CF = Certified Family; RF = Registered Family; HS = Head Start; AP = Alternative Pathway

Children in Spark Programs: 1,091

Children by Designation



Children by Program Type



Children by Age

