



Data Facts

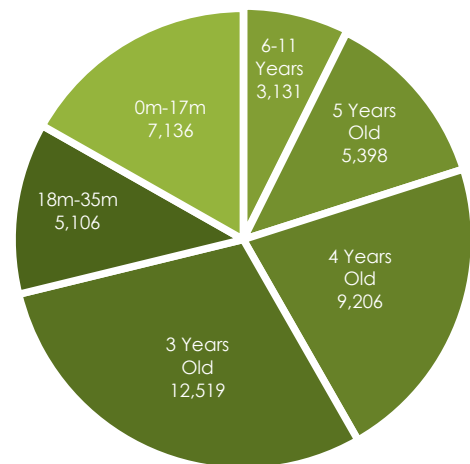
June 30, 2021

OregonSpark.org/qris

Spark, Oregon's Quality Rating and Improvement System is a system designed to raise the quality and consistency of early learning programs across the state. Spark aligns with the national trend of QRISs that recognizes, rewards, and builds on the current quality of early learning. Spark provides a framework for program quality improvement while providing a tool that helps parents looking for quality early learning and care options.

Visit <http://www.oregonspark.org> for more information on requirements and standards.

There were 42,496 children in Early Learning & Development Programs (ELDPs) that had achieved a Commitment to Quality (C2Q) rating or above. Four in five (79%) of those children are in child care centers, 13% are in certified family child care, and 6% are in registered family child care. ELDPs that have attained a 3-, 4-, or 5-star rating provide service to 24,505 children. The age distribution of children in C2Q or star rated programs is highlighted in the figure. Head Start programs participating in the QRIS provide services to 12,016 children.



Total Children in Programs Participating in QRIS

42,496

This report reflects information gathered as of Jun 30, 2021.
For additional information please contact: 1-877-768-8290

Data Fact Archive

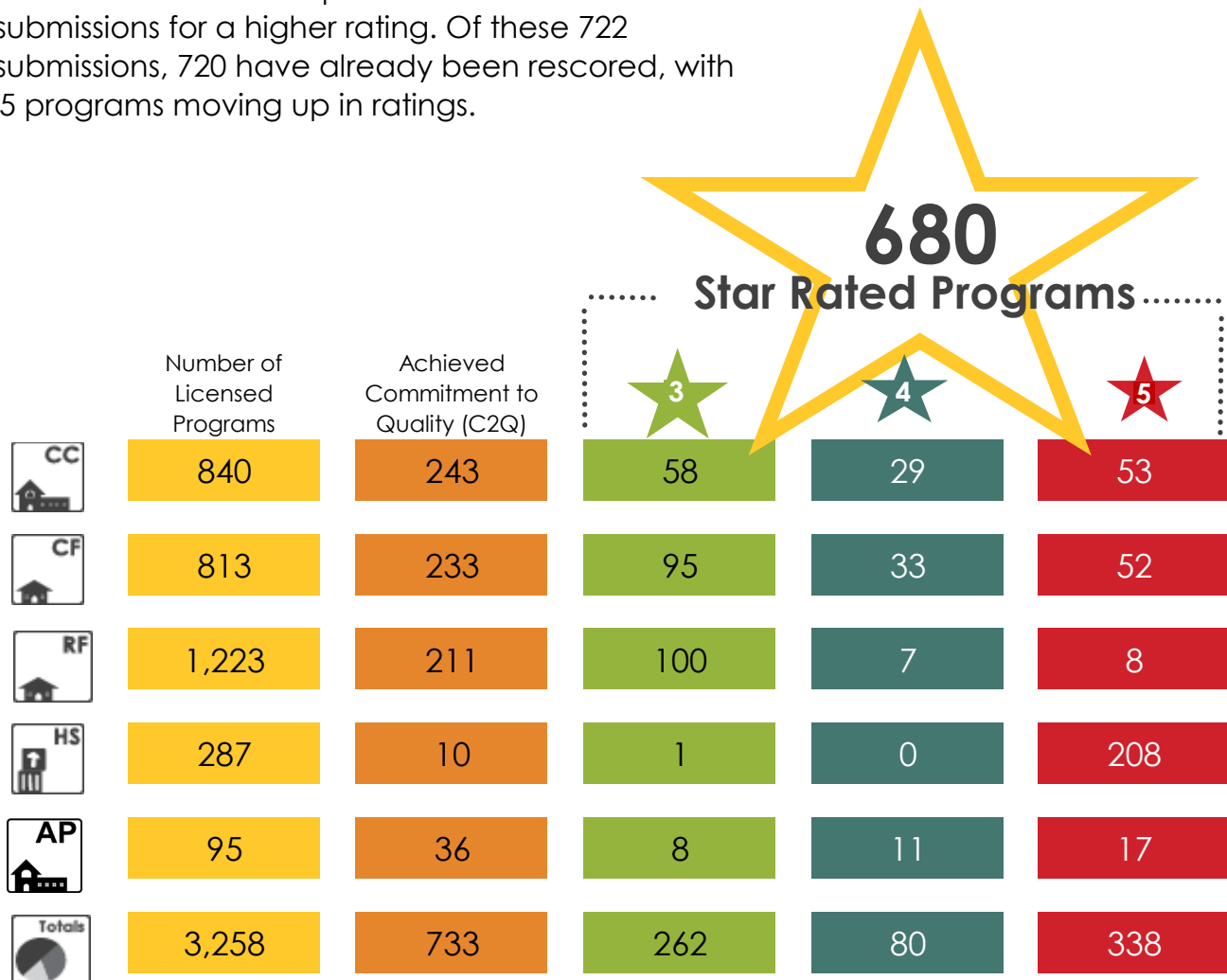


Data Facts

June 30, 2021

OregonSpark.org/qris

We have received 1902 portfolios. This includes 722 resubmissions for a higher rating. Of these 722 resubmissions, 720 have already been rescored, with 625 programs moving up in ratings.



CC = Certified Center; **CF** = Certified Family; **RF** = Registered Family; **HS** = Head Start; **AP** = Alternative Pathway

Alternative Pathway (AP) indicates programs that are license exempt due to their association with school districts. These School Partner programs may have been licensed in the past and are still eligible for Spark participation. There are other School Partner programs that are not currently participating in Spark. However, the full list is not available yet so there may be discrepancies in the Data Facts until all School Partners and School Partners participating in Spark (AP) can be identified.

This report reflects information gathered as of Jun 30, 2021.
For additional information please contact: 1-877-768-8290

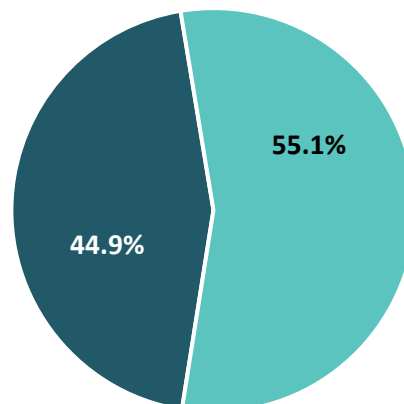
[Data Fact Archive](#)

Participation

This infographic shows the percentage of child care programs participating in Oregon's Spark by county.

Breakdown by Type

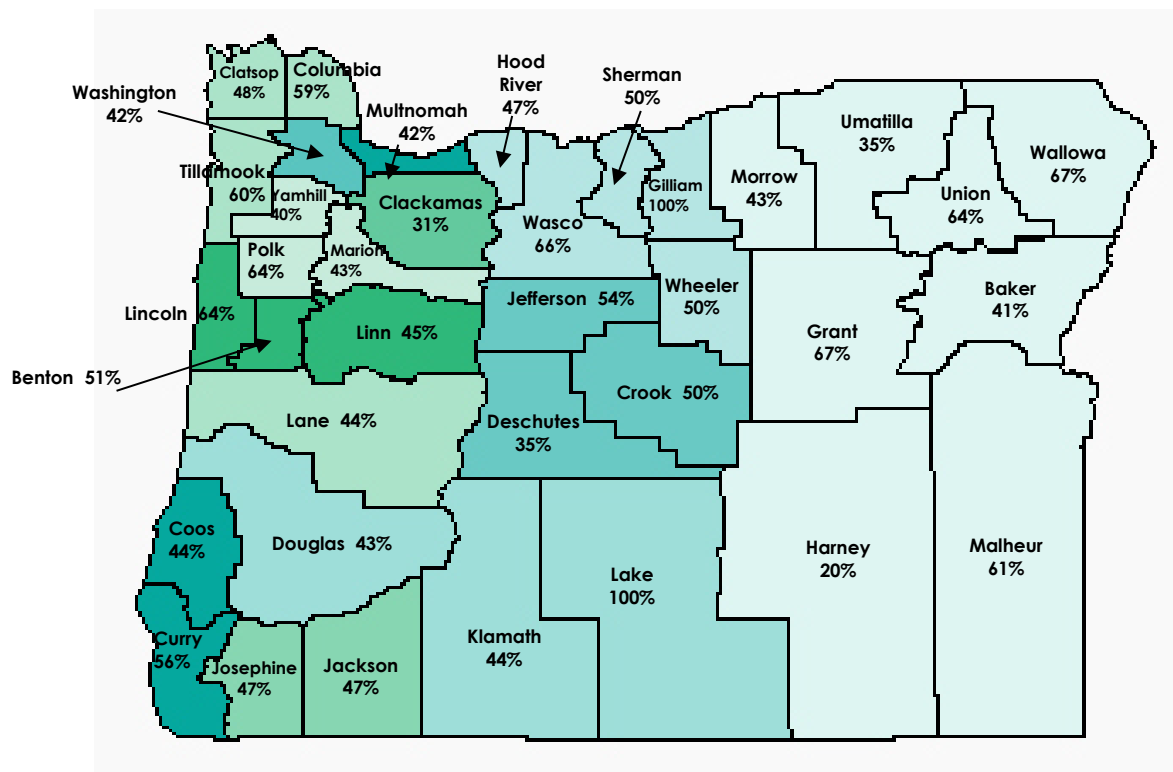
Centers includes licensed, alternative pathway, and Head Start programs. Family Child Care includes both large certified family and small registered family programs. There are 1413 programs participating in total.



Breakdown by Participation

Participation is a percentage of the total number of eligible programs in each county.

■ Centers ■ Family Child Care



Produced by the Center on Research, Evaluation & Analysis - The Research Institute at Western Oregon University

County Data Facts







All data as of June 30, 2021



Baker

County Spark Participation

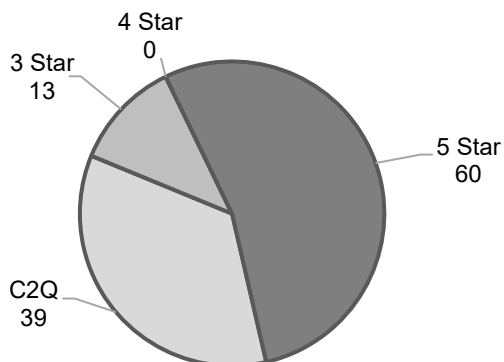
Star Rated Programs

	# Licensed	C2Q	3-Star	4-Star	5-Star
 CC	3	1	0	0	0
 CF	1	1	0	0	0
 RF	12	3	1	0	0
 HS	1	0	0	0	1
 AP	0	0	0	0	0
 Totals	17	5	1	0	1

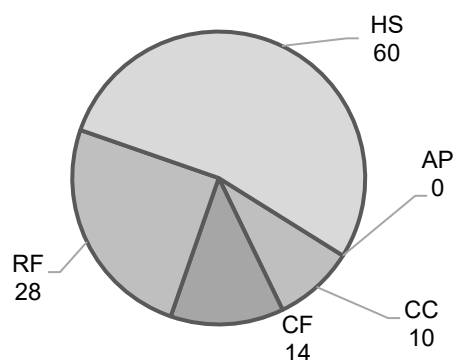
CC = Certified Center; CF = Certified Family; RF = Registered Family; HS = Head Start; AP = Alternative Pathway

Children in Spark Programs: 112

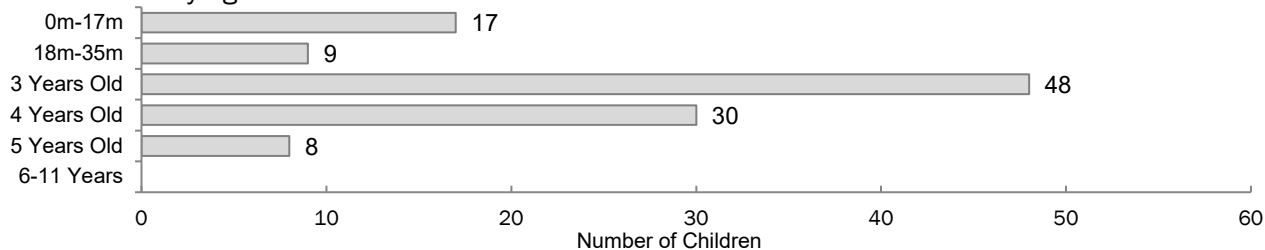
Children by Designation



Children by Program Type



Children by Age



Western Oregon
UNIVERSITY

The Research Institute

County Data Facts

All data as of June 30, 2021



Benton

13

County Spark Participation

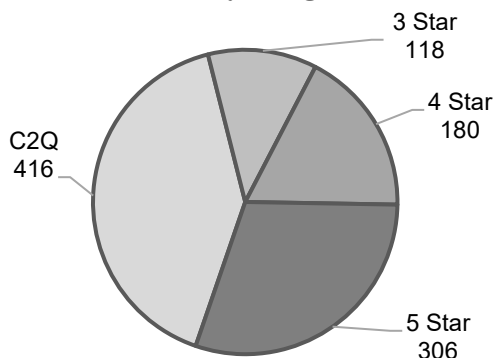
Star Rated Programs

	# Licensed	C2Q	3-Star	4-Star	5-Star
CC	22	10	1	2	4
CF	9	0	0	0	1
RF	13	1	1	2	0
HS	3	0	0	0	2
AP	0	0	0	0	0
Totals	47	11	2	4	7

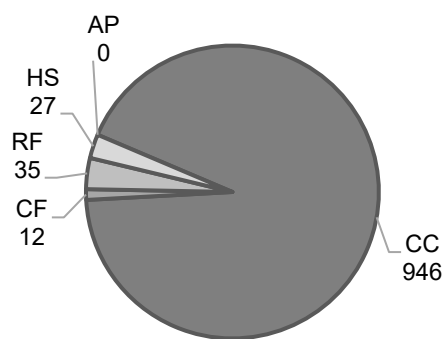
CC = Certified Center; CF = Certified Family; RF = Registered Family; HS = Head Start; AP = Alternative Pathway

Children in Spark Programs: 1,020

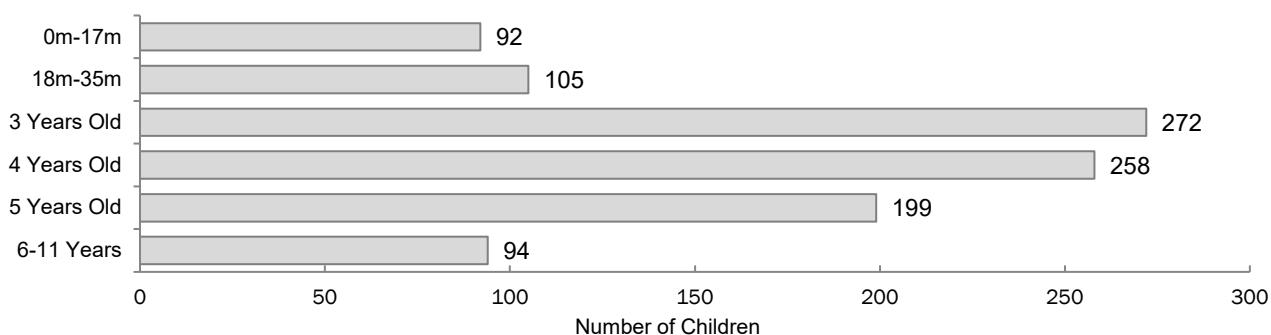
Children by Designation



Children by Program Type



Children by Age



Western Oregon
UNIVERSITY

The Research Institute

County Data Facts

All data as of June 30, 2021



Clackamas

33

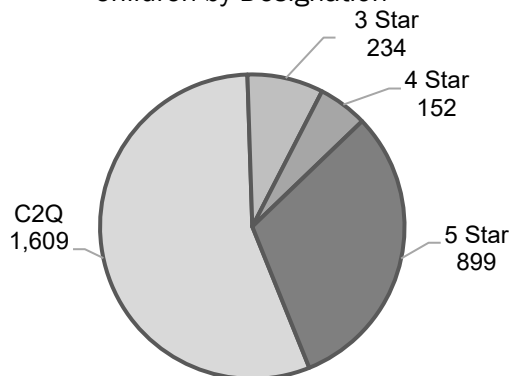
Star Rated Programs

	# Licensed	C2Q	3-Star	4-Star	5-Star
CC	89	19	1	2	3
CF	53	11	7	1	3
RF	81	8	5	0	0
HS	14	3	0	0	10
AP	8	3	1	0	0
Totals	245	44	14	3	16

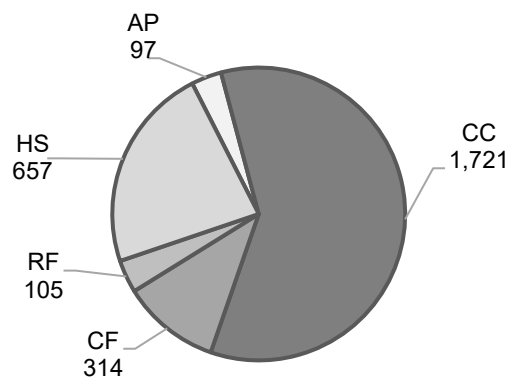
CC = Certified Center; CF = Certified Family; RF = Registered Family; HS = Head Start; AP = Alternative Pathway

Children in Spark Programs: 2,894

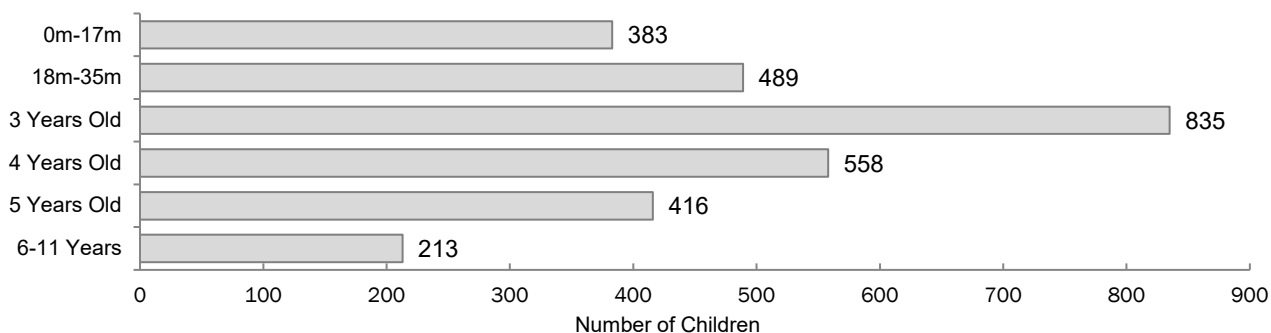
Children by Designation



Children by Program Type



Children by Age



Western Oregon
UNIVERSITY

The Research Institute

County Data Facts

All data as of June 30, 2021



Clatsop

County Spark Participation

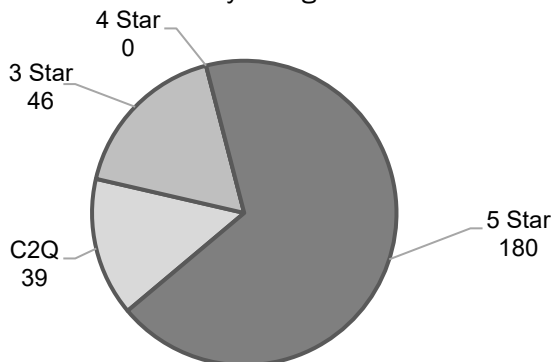
Star Rated Programs

	# Licensed	C2Q	3-Star	4-Star	5-Star
CC	7	0	1	0	0
CF	1	1	0	0	0
RF	8	3	1	0	0
HS	4	0	0	0	3
AP	1	0	0	0	1
Totals	21	4	2	0	4

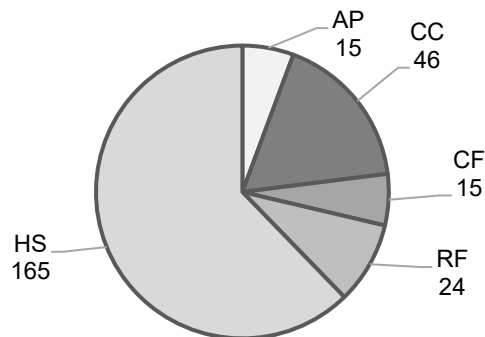
CC = Certified Center; CF = Certified Family; RF = Registered Family; HS = Head Start; AP = Alternative Pathway

Children in Spark Programs: 265

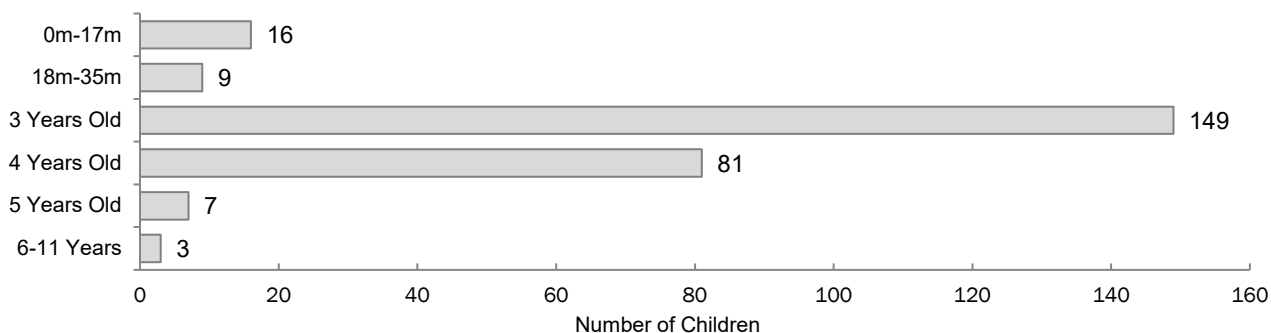
Children by Designation



Children by Program Type



Children by Age



Western Oregon
UNIVERSITY

The Research Institute

County Data Facts

All data as of June 30, 2021



Columbia

County Spark Participation

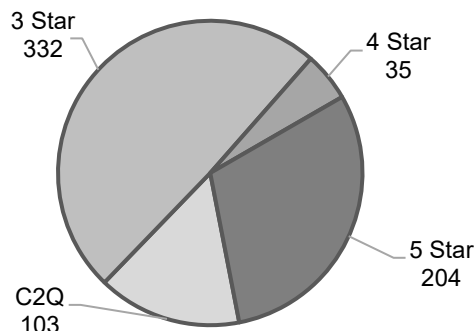
Star Rated Programs

	# Licensed	C2Q	3-Star	4-Star	5-Star
CC	7	2	3	0	0
CF	4	1	2	0	0
RF	12	2	1	0	0
HS	5	0	0	0	4
AP	4	0	0	1	3
Totals	32	5	6	1	7

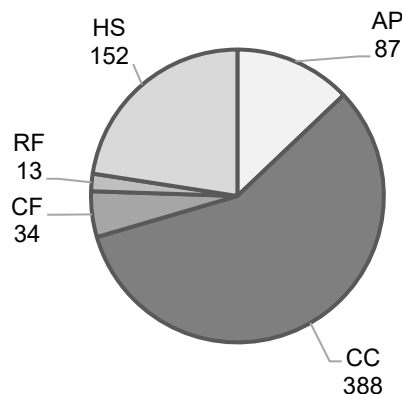
CC = Certified Center; CF = Certified Family; RF = Registered Family; HS = Head Start; AP = Alternative Pathway

Children in Spark Programs: 674

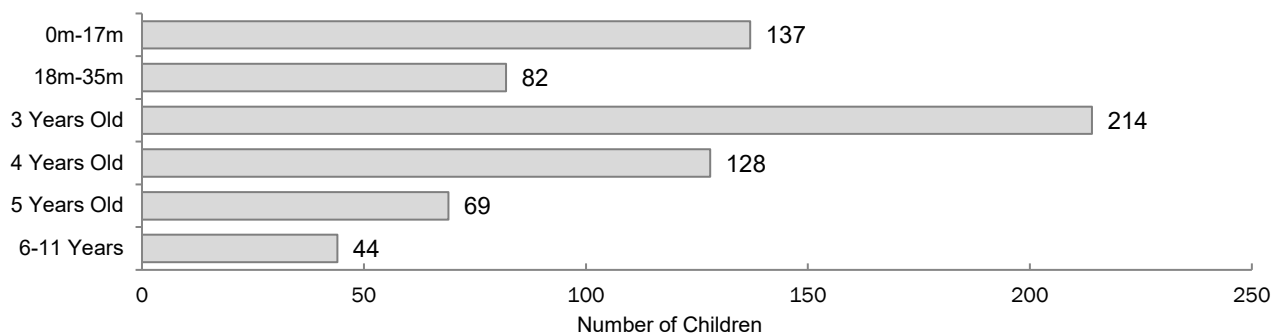
Children by Designation



Children by Program Type



Children by Age



Western Oregon
UNIVERSITY

The Research Institute

County Data Facts

All data as of June 30, 2021



Coos

11

County Spark Participation

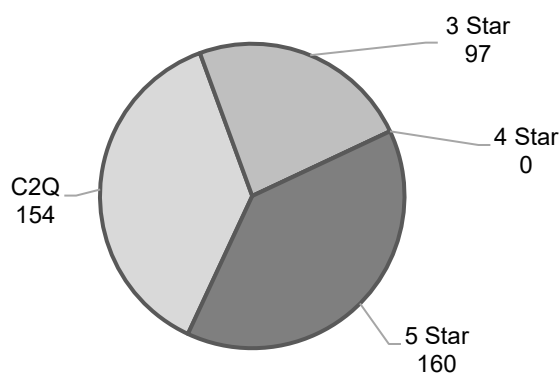
Star Rated Programs

	# Licensed	C2Q	3-Star	4-Star	5-Star
CC	6	4	1	0	0
CF	6	0	3	0	0
RF	22	2	3	0	0
HS	6	0	0	0	4
AP	1	1	0	0	0
Totals	41	7	7	0	4

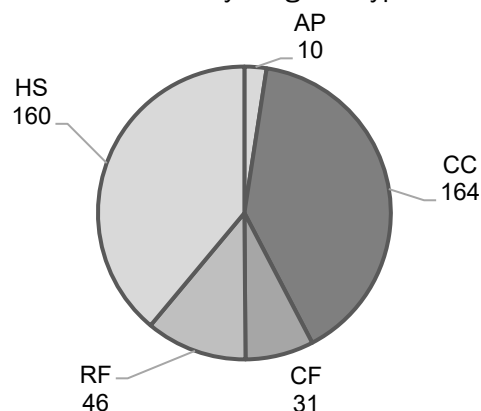
CC = Certified Center; CF = Certified Family; RF = Registered Family; HS = Head Start; AP = Alternative Pathway

Children in Spark Programs: 411

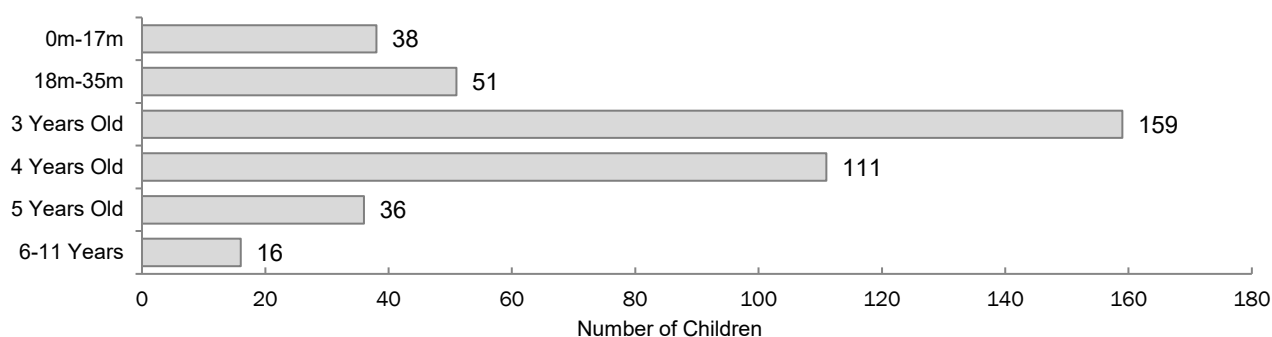
Children by Designation



Children by Program Type



Children by Age



Western Oregon
UNIVERSITY

The Research Institute

County Data Facts

All data as of June 30, 2021



Crook

County Spark Participation

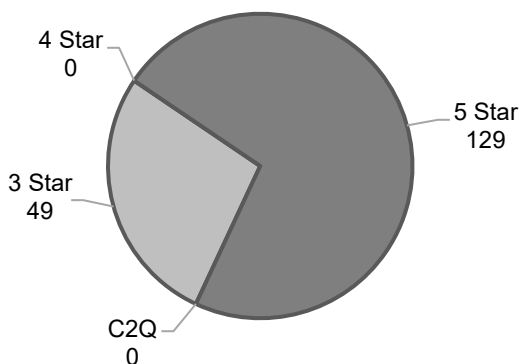
Star Rated Programs

	# Licensed	C2Q	3-Star	4-Star	5-Star
CC	3	0	1	0	1
CF	2	0	0	0	0
RF	3	0	1	0	0
HS	2	0	0	0	2
AP	0	0	0	0	0
Totals	10	0	2	0	3

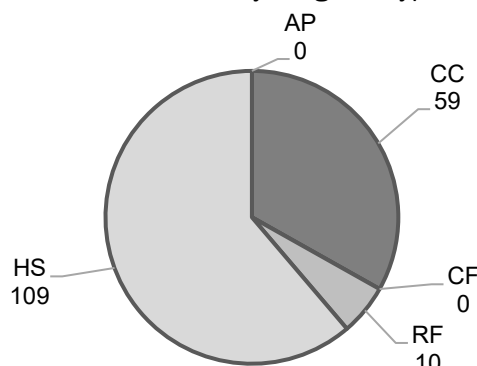
CC = Certified Center; CF = Certified Family; RF = Registered Family; HS = Head Start; AP = Alternative Pathway

Children in Spark Programs: 178

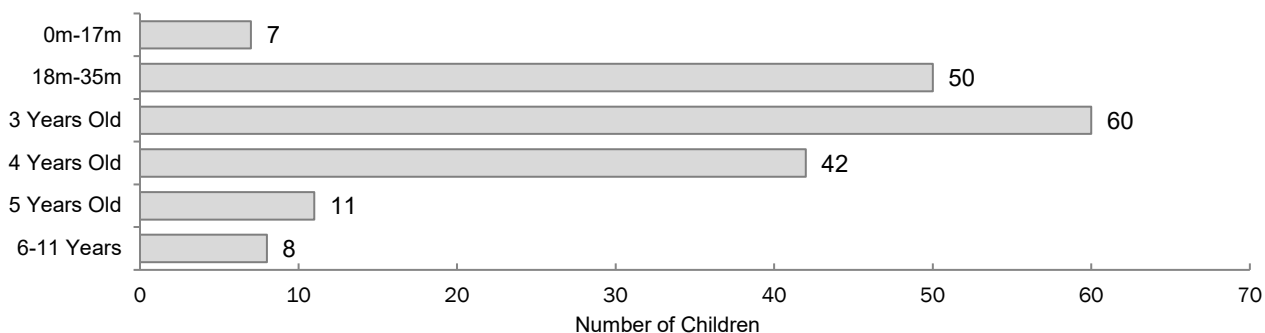
Children by Designation



Children by Program Type



Children by Age



Western Oregon
UNIVERSITY

The Research Institute

County Data Facts

All data as of June 30, 2021



Curry

County Spark Participation

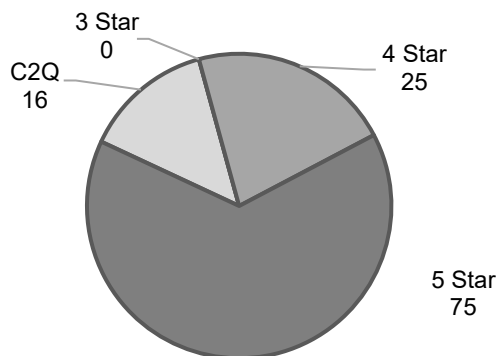
Star Rated Programs

	# Licensed	C2Q	3-Star	4-Star	5-Star
CC	2	0	0	0	0
CF	3	1	0	1	0
RF	1	0	0	0	0
HS	3	0	0	0	3
AP	0	0	0	0	0
Totals	9	1	0	1	3

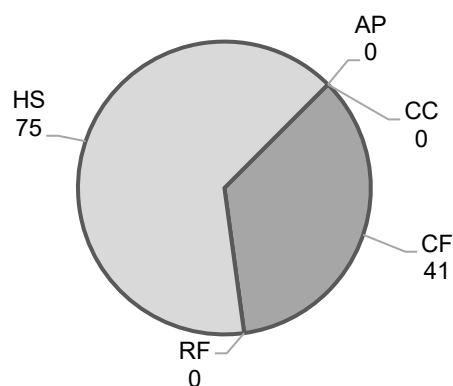
CC = Certified Center; CF = Certified Family; RF = Registered Family; HS = Head Start; AP = Alternative Pathway

Children in Spark Programs: 116

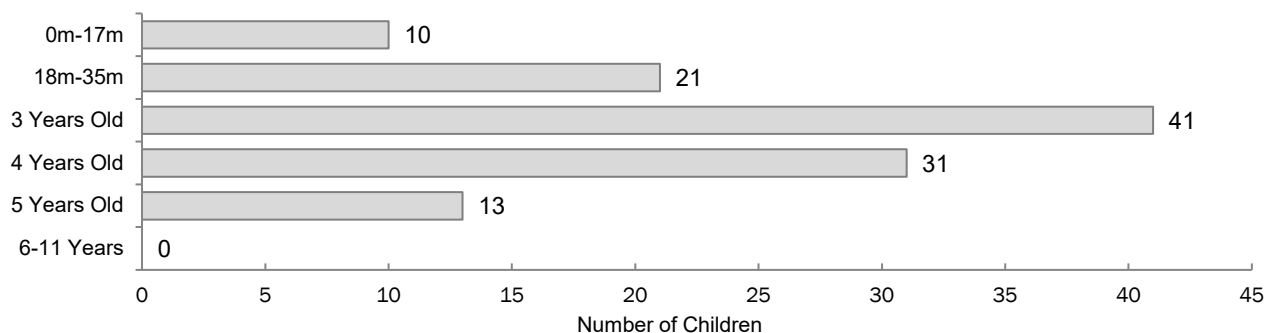
Children by Designation



Children by Program Type



Children by Age



Western Oregon
UNIVERSITY

The Research Institute

County Data Facts

All data as of June 30, 2021



Deschutes

31

County Spark Participation

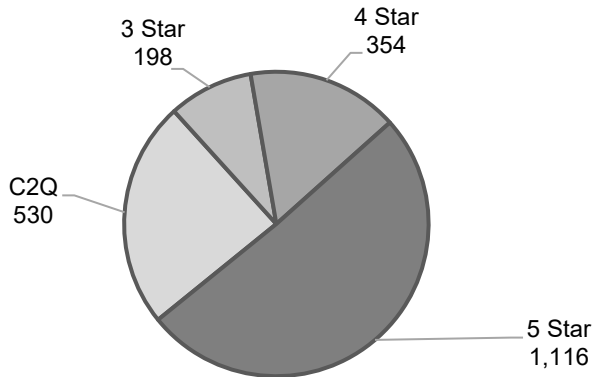
Star Rated Programs

	# Licensed	C2Q	3-Star	4-Star	5-Star
CC	58	7	1	5	6
CF	45	11	5	2	1
RF	42	5	4	0	0
HS	11	0	0	0	7
AP	1	1	0	0	0
Totals	157	24	10	7	14

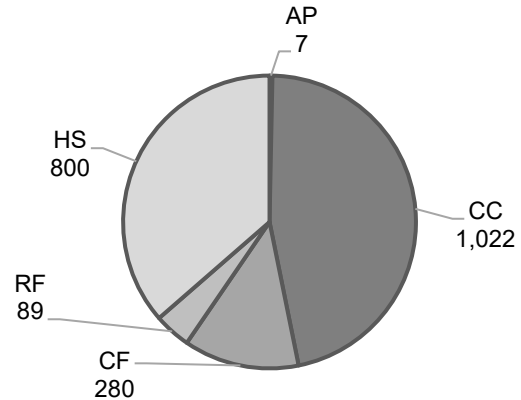
CC = Certified Center; CF = Certified Family; RF = Registered Family; HS = Head Start; AP = Alternative Pathway

Children in Spark Programs: 2,198

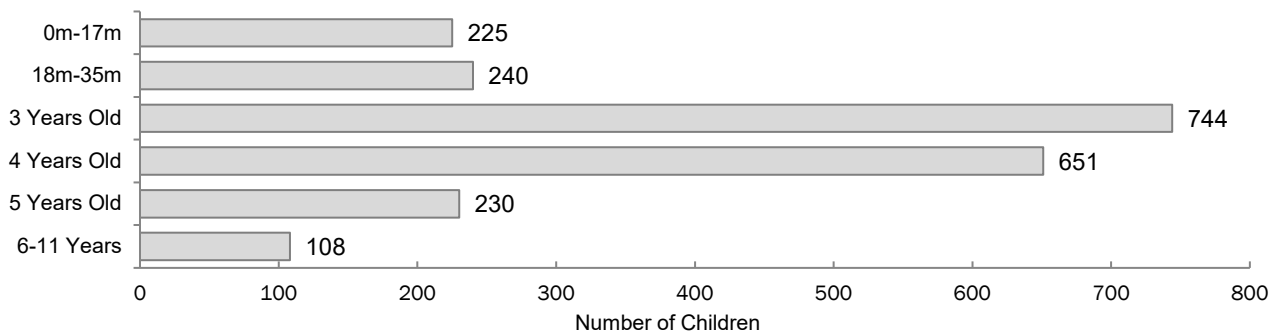
Children by Designation



Children by Program Type



Children by Age



Western Oregon
UNIVERSITY

The Research Institute

County Data Facts

All data as of June 30, 2021



Douglas

County Spark Participation

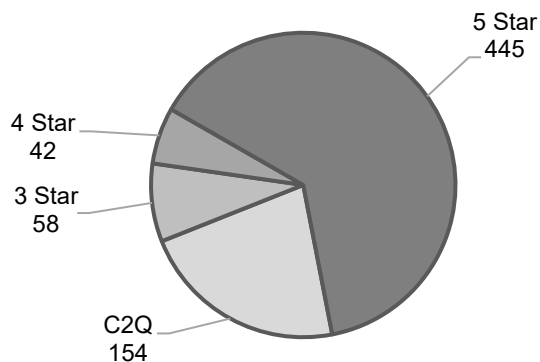
Star Rated Programs

	# Licensed	C2Q	3-Star	4-Star	5-Star
CC	14	3	1	0	3
CF	4	0	1	0	2
RF	37	5	1	0	2
HS	7	0	0	0	5
AP	7	1	1	2	3
Totals	69	9	4	2	15

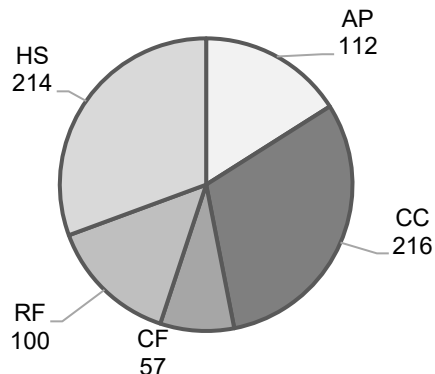
CC = Certified Center; CF = Certified Family; RF = Registered Family; HS = Head Start; AP = Alternative Pathway

Children in Spark Programs: 699

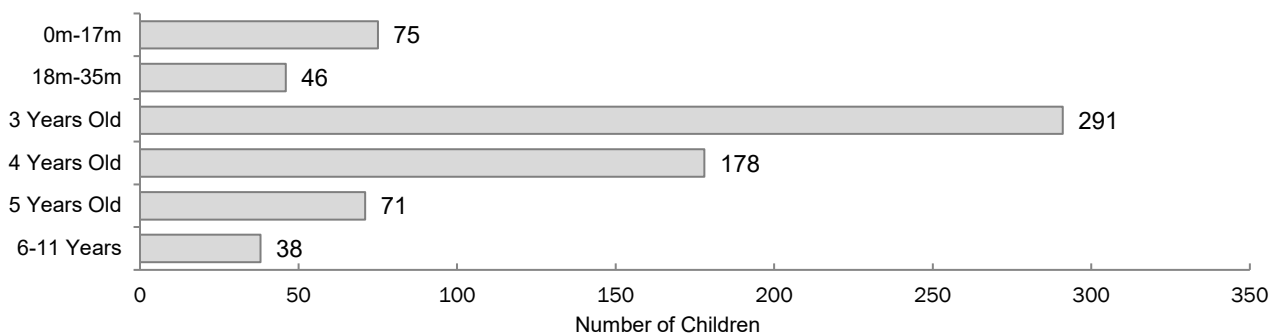
Children by Designation



Children by Program Type



Children by Age



Western Oregon
UNIVERSITY

The Research Institute

County Data Facts

All data as of June 30, 2021



Gilliam

County Spark Participation

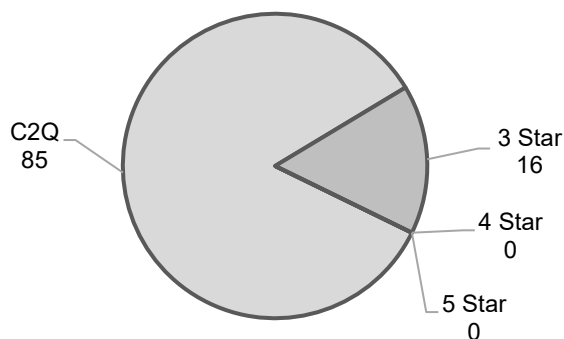
Star Rated Programs

	# Licensed	C2Q	3-Star	4-Star	5-Star
CC	1	1	0	0	0
CF	1	0	1	0	0
RF	0	0	0	0	0
HS	0	0	0	0	0
AP	0	0	0	0	0
Totals	2	1	1	0	0

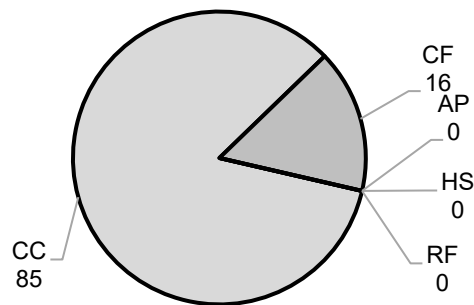
CC = Certified Center; CF = Certified Family; RF = Registered Family; HS = Head Start; AP = Alternative Pathway

Children in Spark Programs: 101

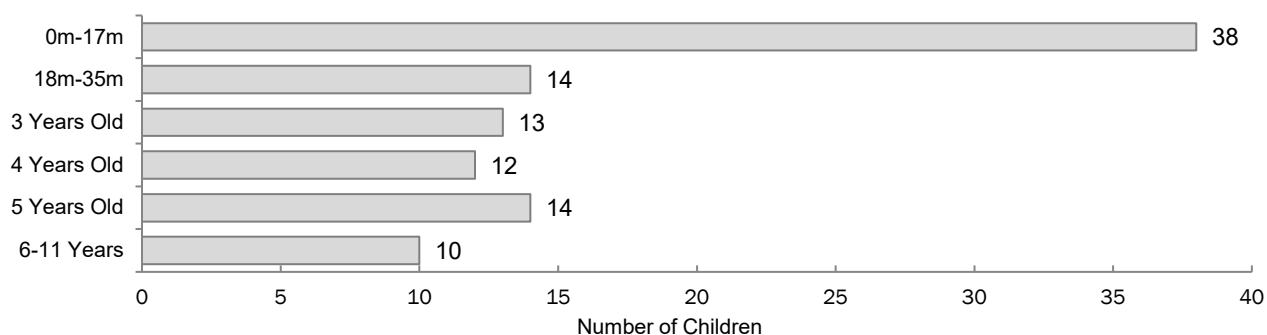
Children by Designation



Children by Program Type



Children by Age



Western Oregon
UNIVERSITY

The Research Institute

County Data Facts

All data as of June 30, 2021



Grant

County Spark Participation

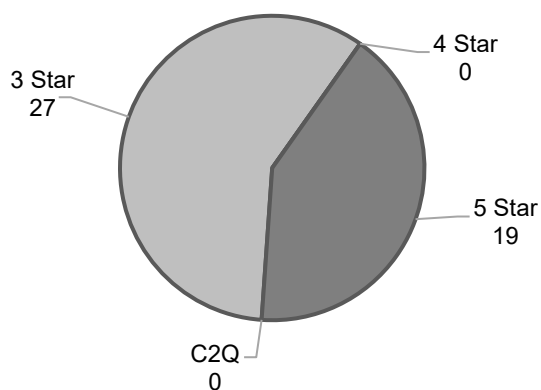
Star Rated Programs

	# Licensed	C2Q	3-Star	4-Star	5-Star
CC	1	0	1	0	0
CF	1	0	0	0	0
RF	0	0	0	0	0
HS	1	0	0	0	1
AP	0	0	0	0	0
Totals	3	0	1	0	1

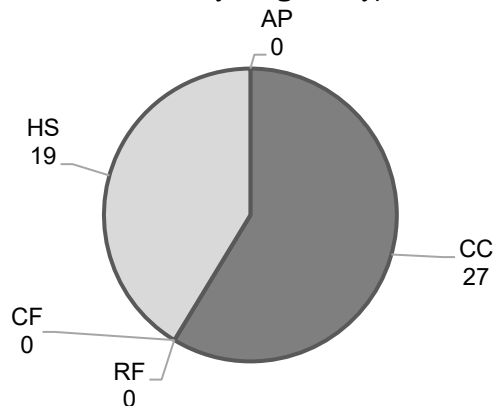
CC = Certified Center; CF = Certified Family; RF = Registered Family; HS = Head Start; AP = Alternative Pathway

Children in Spark Programs: 46

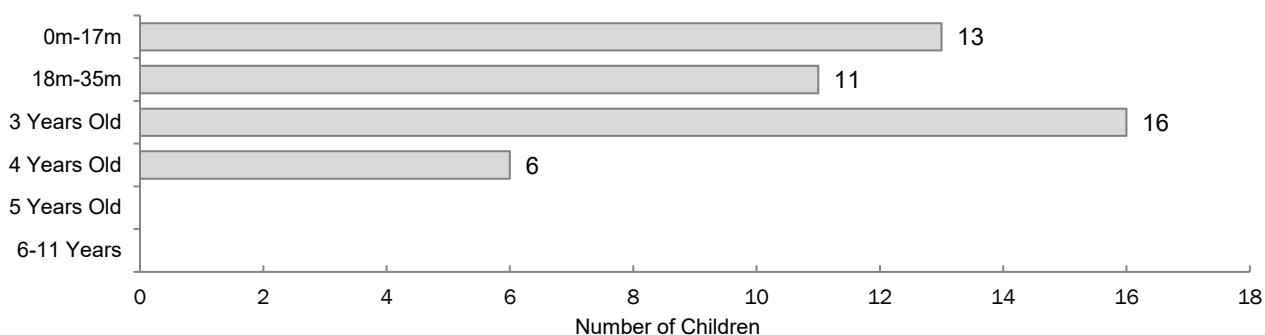
Children by Designation



Children by Program Type



Children by Age



Western Oregon
UNIVERSITY

The Research Institute

County Data Facts

All data as of June 30, 2021



Harney

County Spark Participation

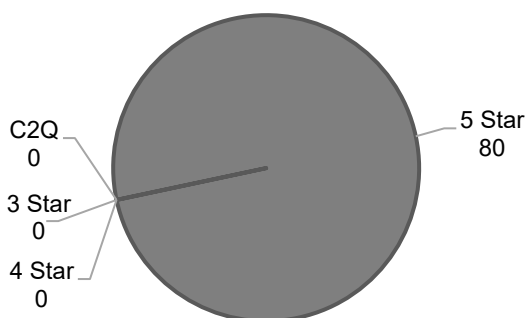
Star Rated Programs

	# Licensed	C2Q	3-Star	4-Star	5-Star
CC	0	0	0	0	0
CF	0	0	0	0	0
RF	3	0	0	0	0
HS	1	0	0	0	1
AP	1	0	0	0	0
Totals	5	0	0	0	1

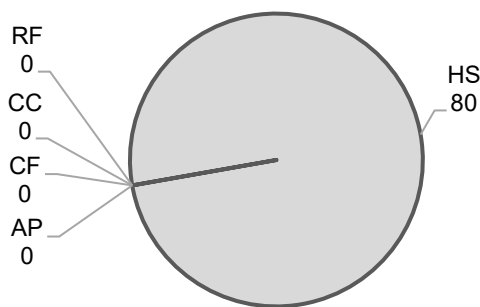
CC = Certified Center; CF = Certified Family; RF = Registered Family; HS = Head Start; AP = Alternative Pathway

Children in Spark Programs: 80

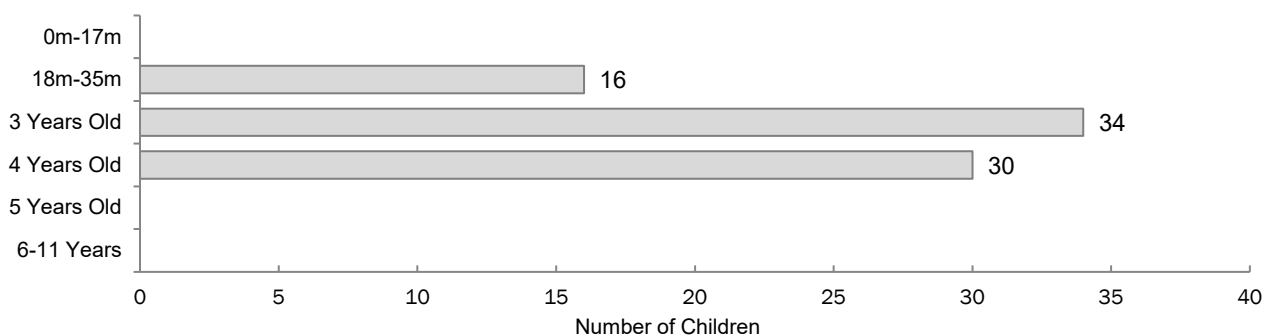
Children by Designation



Children by Program Type



Children by Age



Western Oregon
UNIVERSITY

The Research Institute

County Data Facts

All data as of June 30, 2021



Hood River

County Spark Participation

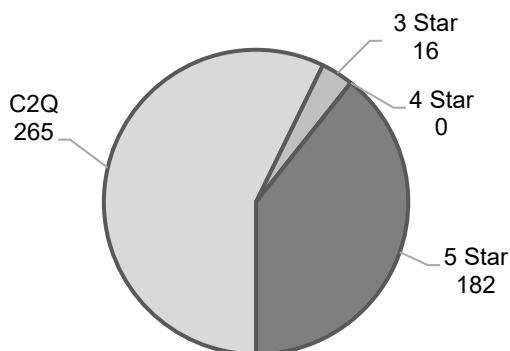
Star Rated Programs

	# Licensed	C2Q	3-Star	4-Star	5-Star
CC	8	4	0	0	0
CF	8	3	0	0	0
RF	13	3	0	0	0
HS	6	0	0	0	6
AP	1	0	1	0	0
Totals	36	10	1	0	6

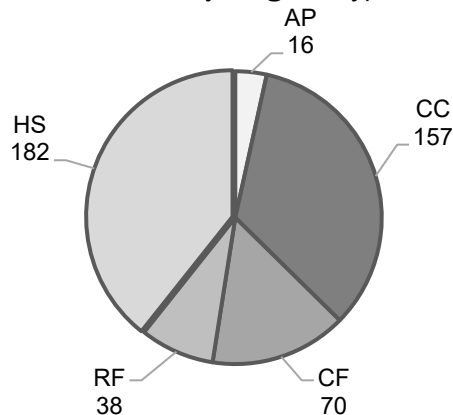
CC = Certified Center; CF = Certified Family; RF = Registered Family; HS = Head Start; AP = Alternative Pathway

Children in Spark Programs: 463

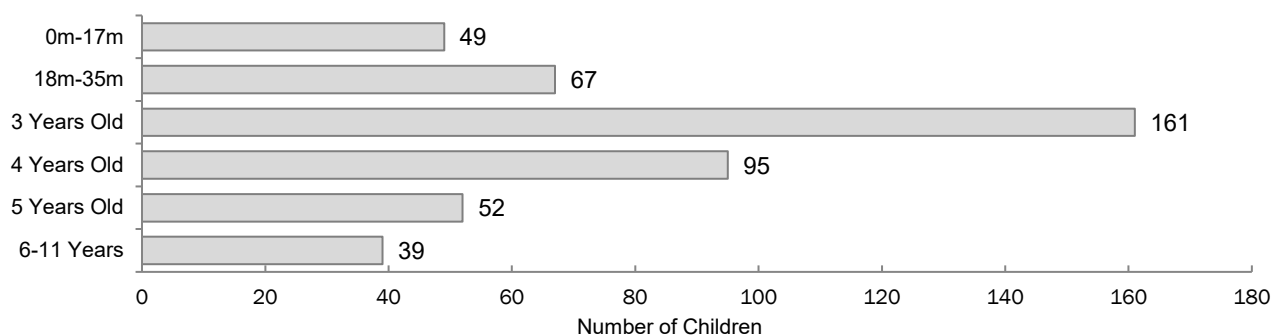
Children by Designation



Children by Program Type



Children by Age



Western Oregon
UNIVERSITY

The Research Institute

County Data Facts

All data as of June 30, 2021



Jackson

43

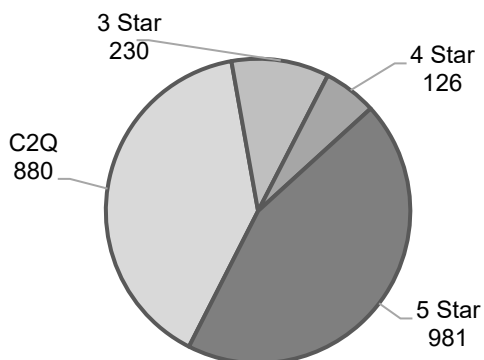
Star Rated Programs

	# Licensed	C2Q	3-Star	4-Star	5-Star
CC	37	7	2	2	2
CF	44	10	11	3	1
RF	71	17	8	0	0
HS	15	1	0	0	14
AP	1	1	0	0	0
Totals	168	36	21	5	17

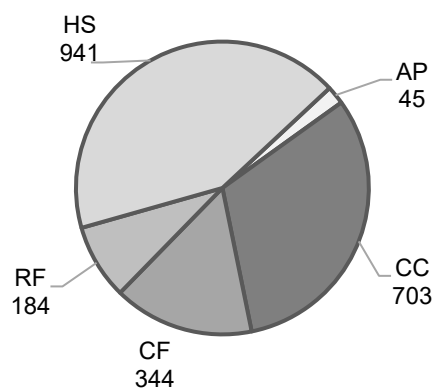
CC = Certified Center; CF = Certified Family; RF = Registered Family; HS = Head Start; AP = Alternative Pathway

Children in Spark Programs: 2,217

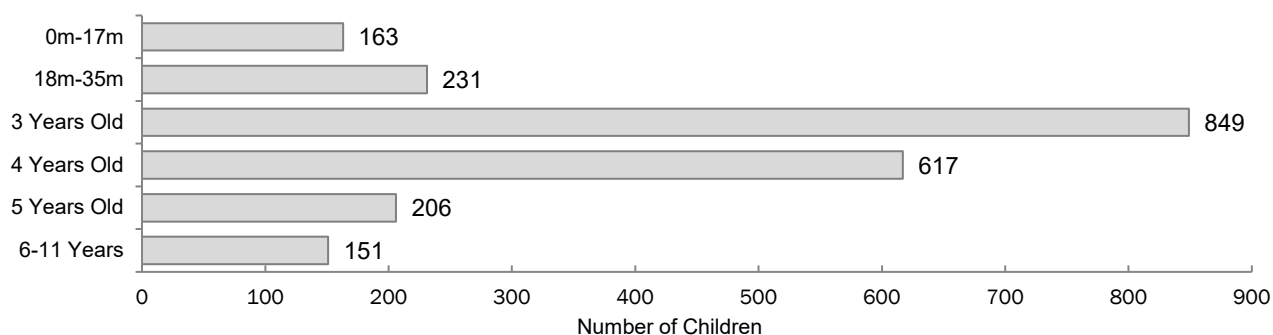
Children by Designation



Children by Program Type



Children by Age



Western Oregon
UNIVERSITY

The Research Institute

County Data Facts

All data as of June 30, 2021



Jefferson

County Spark Participation

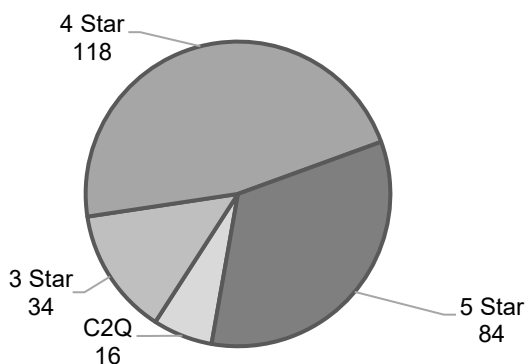
Star Rated Programs

	# Licensed	C2Q	3-Star	4-Star	5-Star
CC	3	0	2	1	0
CF	2	1	0	0	0
RF	3	1	0	0	0
HS	4	0	0	0	2
AP	1	0	0	0	0
Totals	13	2	2	1	2

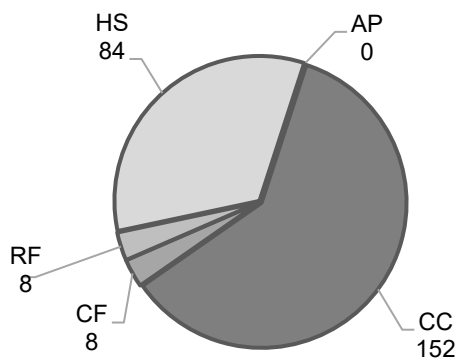
CC = Certified Center; CF = Certified Family; RF = Registered Family; HS = Head Start; AP = Alternative Pathway

Children in Spark Programs: 252

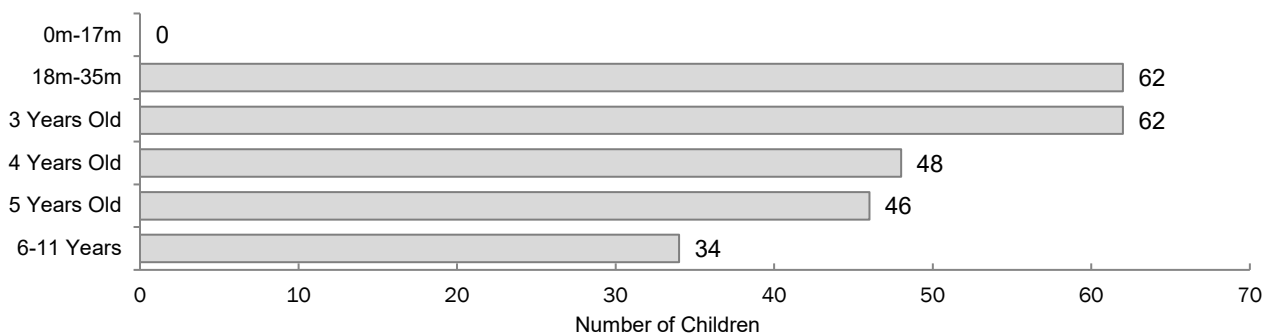
Children by Designation



Children by Program Type



Children by Age



Western Oregon
UNIVERSITY
The Research Institute

County Data Facts

All data as of June 30, 2021



Josephine

County Spark Participation

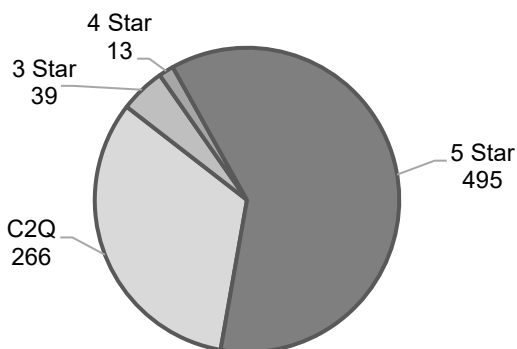
Star Rated Programs

	# Licensed	C2Q	3-Star	4-Star	5-Star
CC	20	7	0	0	1
CF	11	3	2	0	1
RF	16	0	2	1	0
HS	10	0	0	0	9
AP	1	0	0	0	1
Totals	58	10	4	1	12

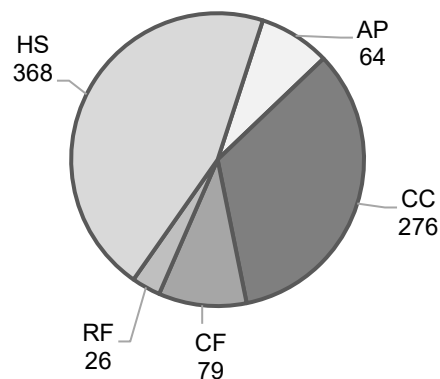
CC = Certified Center; CF = Certified Family; RF = Registered Family; HS = Head Start; AP = Alternative Pathway

Children in Spark Programs: 813

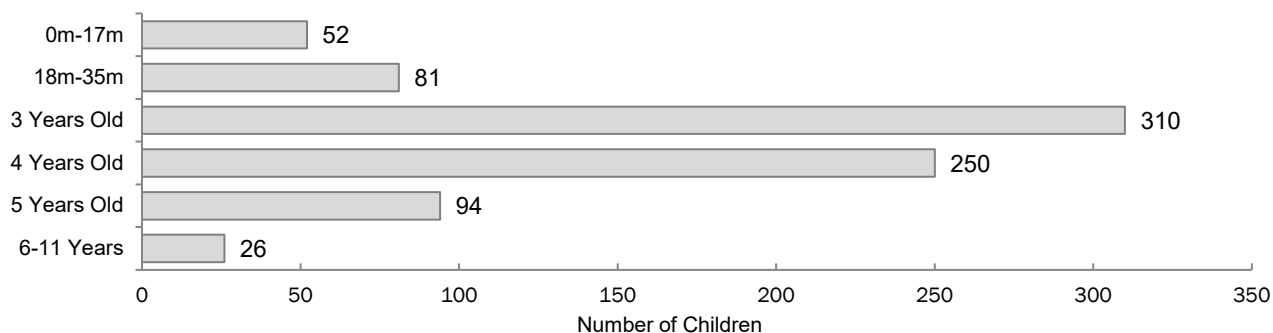
Children by Designation



Children by Program Type



Children by Age



Western Oregon
UNIVERSITY

The Research Institute

County Data Facts

All data as of June 30, 2021



Klamath

County Spark Participation

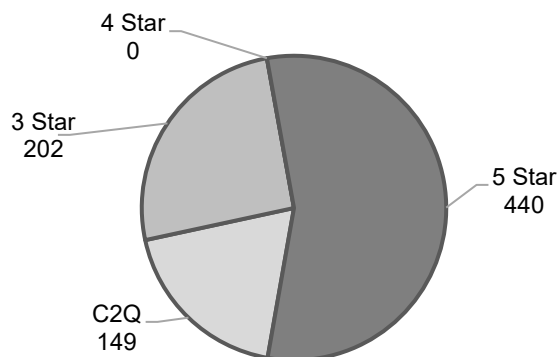
Star Rated Programs

	# Licensed	C2Q	3-Star	4-Star	5-Star
CC	11	2	1	0	1
CF	5	2	2	0	1
RF	19	1	1	0	0
HS	5	0	0	0	5
AP	3	3	0	0	0
Totals	43	8	4	0	7

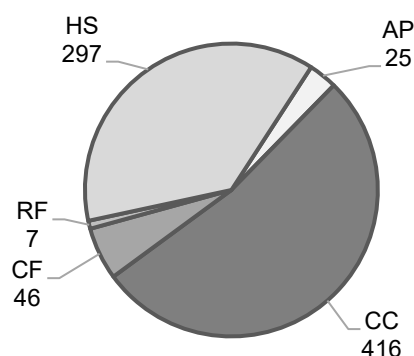
CC = Certified Center; CF = Certified Family; RF = Registered Family; HS = Head Start; AP = Alternative Pathway

Children in Spark Programs: 791

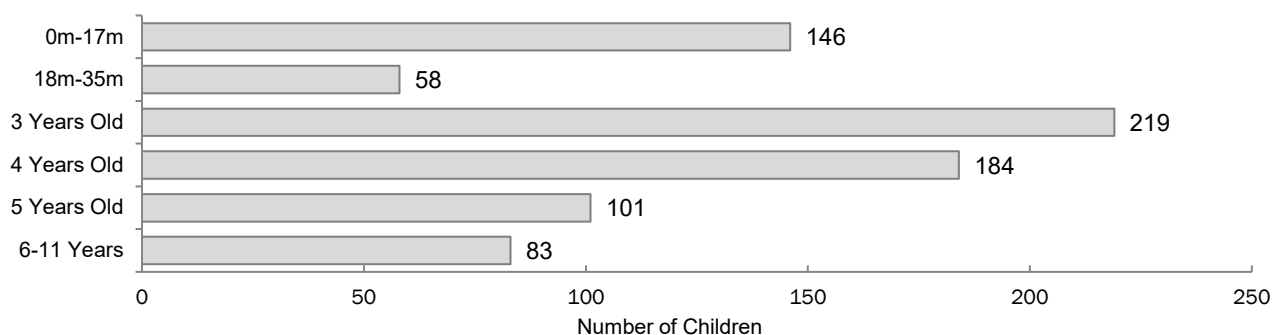
Children by Designation



Children by Program Type



Children by Age



Western Oregon
UNIVERSITY

The Research Institute

County Data Facts

All data as of June 30, 2021



Lake

County Spark Participation


Star Rated Programs

	# Licensed	C2Q	3-Star	4-Star	5-Star
CC	0	0	0	0	0
CF	0	0	0	0	0
RF	0	0	0	0	0
HS	1	0	0	0	1
AP	0	0	0	0	0
Totals	1	0	0	0	1

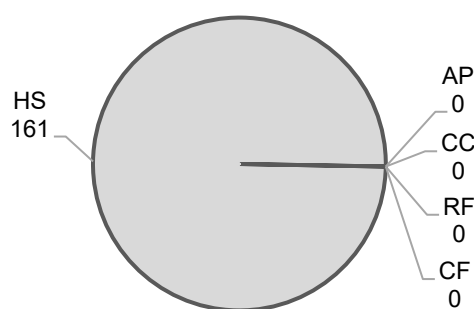
CC = Certified Center; CF = Certified Family; RF = Registered Family; HS = Head Start; AP = Alternative Pathway

Children in Spark Programs: 161

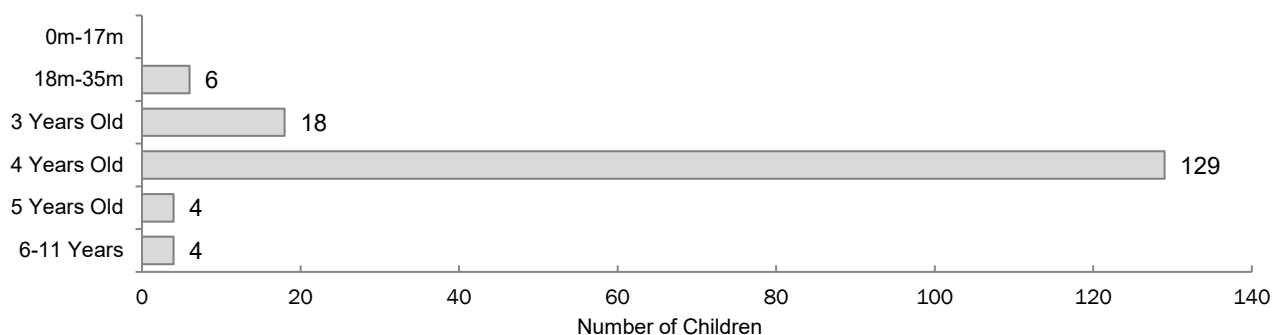
Children by Designation



Children by Program Type



Children by Age



Western Oregon
UNIVERSITY

The Research Institute

County Data Facts

All data as of June 30, 2021



Lane

77

County Spark Participation

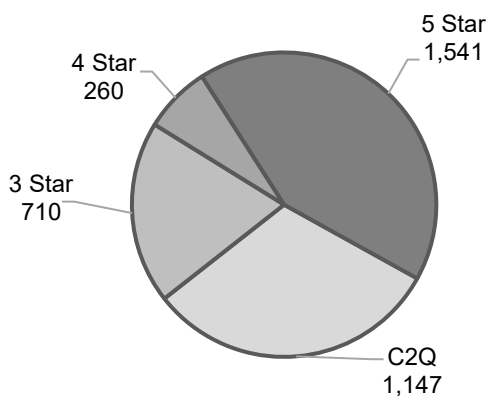
Star Rated Programs

	# Licensed	C2Q	3-Star	4-Star	5-Star
CC	73	19	10	1	11
CF	68	11	9	9	6
RF	84	1	6	0	1
HS	19	0	0	0	18
AP	8	2	1	4	1
Totals	252	33	26	14	37

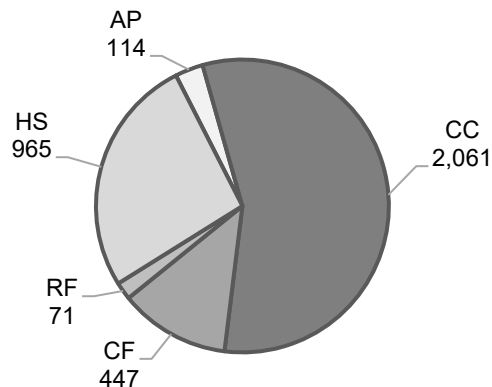
CC = Certified Center; CF = Certified Family; RF = Registered Family; HS = Head Start; AP = Alternative Pathway

Children in Spark Programs: 3,658

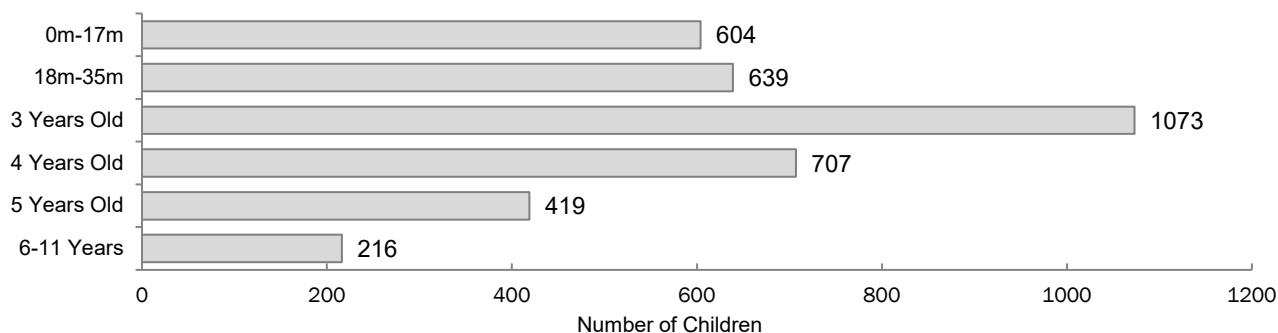
Children by Designation



Children by Program Type



Children by Age



Western Oregon
UNIVERSITY

The Research Institute

County Data Facts

All data as of June 30, 2021



Lincoln

County Spark Participation

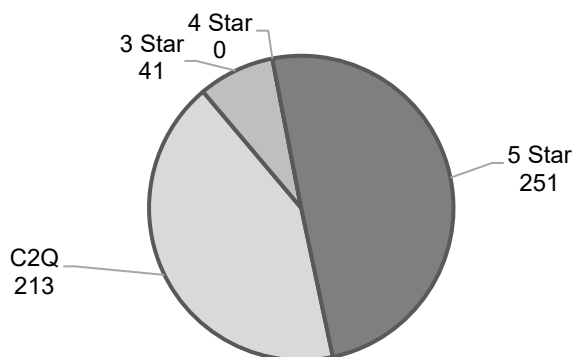
Star Rated Programs

	# Licensed	C2Q	3-Star	4-Star	5-Star
CC	3	2	0	0	1
CF	6	2	1	0	0
RF	8	0	2	0	0
HS	3	0	0	0	3
AP	5	5	0	0	0
Totals	20	4	3	0	4

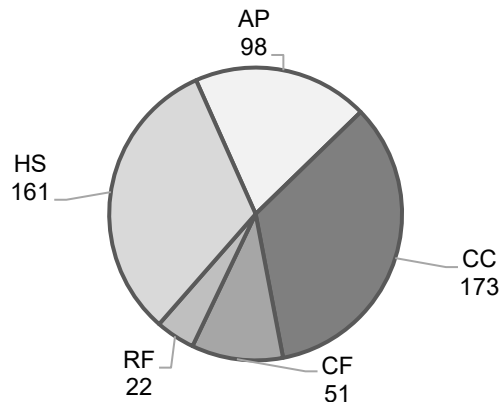
CC = Certified Center; CF = Certified Family; RF = Registered Family; HS = Head Start; AP = Alternative Pathway

Children in Spark Programs: 505

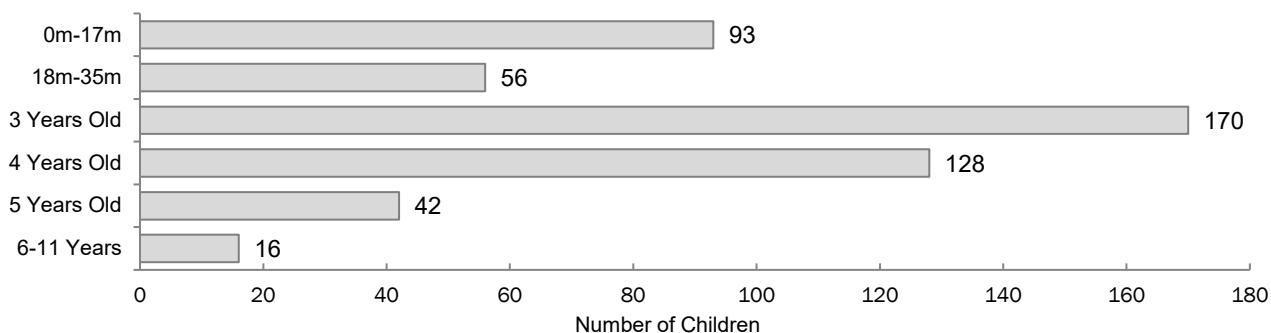
Children by Designation



Children by Program Type



Children by Age



Western Oregon
UNIVERSITY

The Research Institute

County Data Facts

All data as of June 30, 2021



Linn

12

County Spark Participation

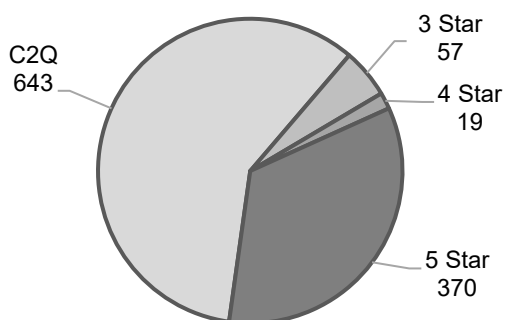
Star Rated Programs

	# Licensed	C2Q	3-Star	4-Star	5-Star
CC	14	10	1	0	1
CF	15	6	2	0	0
RF	39	4	3	1	0
HS	5	0	0	0	4
AP	1	1	0	0	0
Totals	74	21	6	1	5

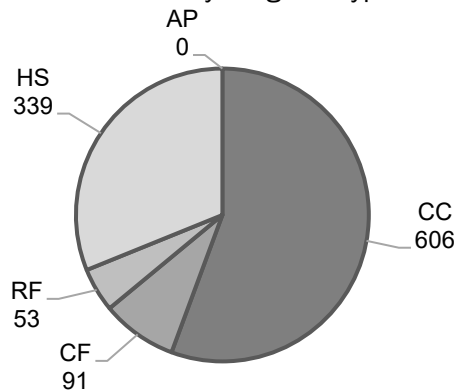
CC = Certified Center; CF = Certified Family; RF = Registered Family; HS = Head Start; AP = Alternative Pathway

Children in Spark Programs: 1,089

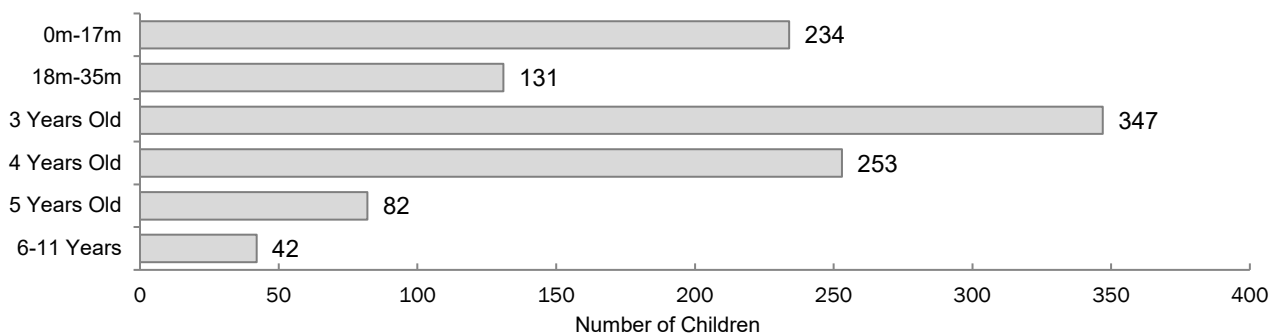
Children by Designation



Children by Program Type



Children by Age



Western Oregon
UNIVERSITY

The Research Institute

County Data Facts

All data as of June 30, 2021



Malheur

County Spark Participation

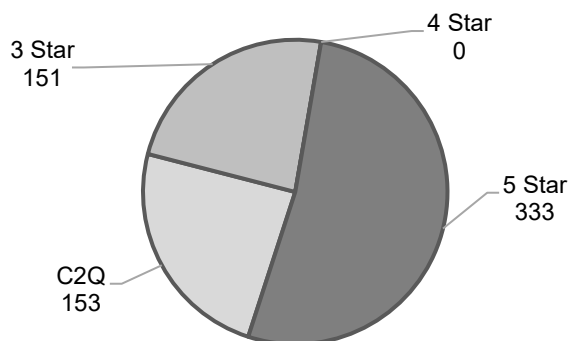
Star Rated Programs

	# Licensed	C2Q	3-Star	4-Star	5-Star
CC	4	2	1	0	0
CF	4	1	2	0	0
RF	10	2	4	0	0
HS	10	1	0	0	4
AP	3	2	0	0	0
Totals	31	8	7	0	4

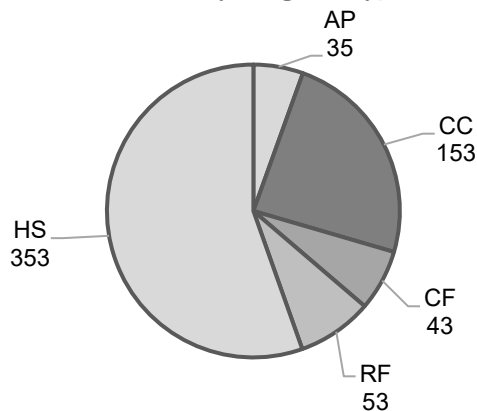
CC = Certified Center; CF = Certified Family; RF = Registered Family; HS = Head Start; AP = Alternative Pathway

Children in Spark Programs: 637

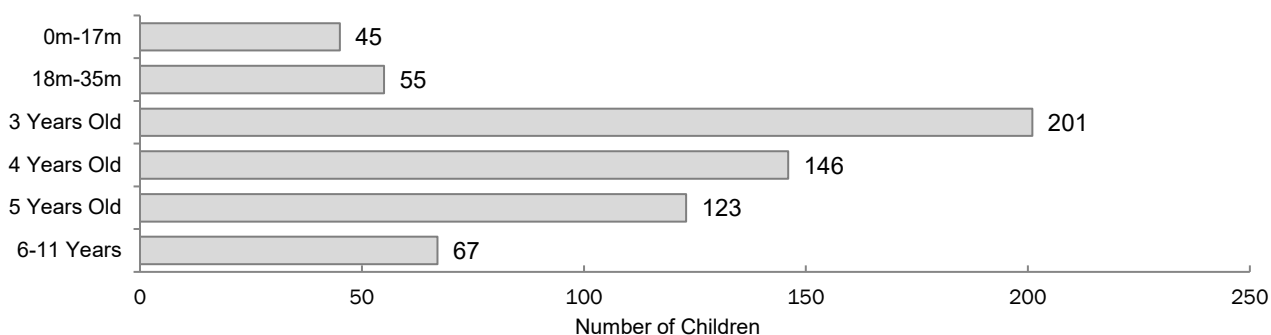
Children by Designation



Children by Program Type



Children by Age



Western Oregon
UNIVERSITY

The Research Institute

County Data Facts

All data as of June 30, 2021



Marion

60

County Spark Participation

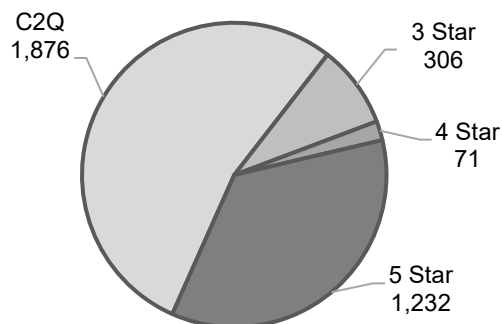
Star Rated Programs

	# Licensed	C2Q	3-Star	4-Star	5-Star
CC	68	36	2	2	1
CF	67	9	10	3	11
RF	140	21	9	0	2
HS	20	2	0	0	17
AP	12	5	0	0	3
Totals	307	73	21	5	34

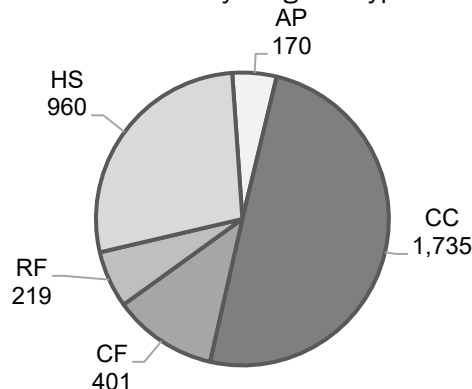
CC = Certified Center; CF = Certified Family; RF = Registered Family; HS = Head Start; AP = Alternative Pathway

Children in Spark Programs: 3,485

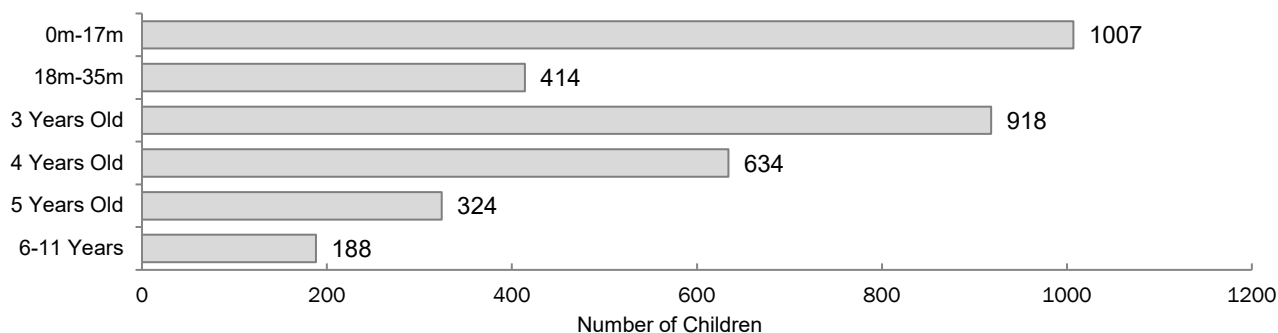
Children by Designation



Children by Program Type



Children by Age



Western Oregon
UNIVERSITY

The Research Institute

County Data Facts

All data as of June 30, 2021



Morrow

County Spark Participation

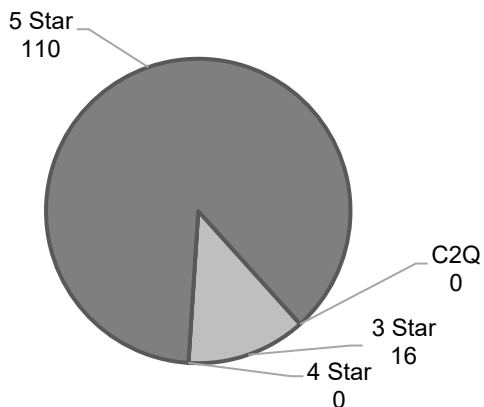
Star Rated Programs

	# Licensed	C2Q	3-Star	4-Star	5-Star
CC	3	0	1	0	0
CF	0	0	0	0	0
RF	1	0	0	0	0
HS	3	0	0	0	2
AP	0	0	0	0	0
Totals	7	0	1	0	2

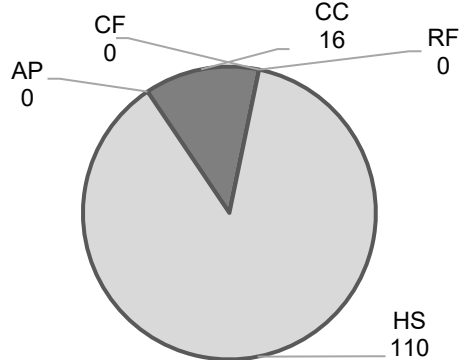
CC = Certified Center; CF = Certified Family; RF = Registered Family; HS = Head Start; AP = Alternative Pathway

Children in Spark Programs: 126

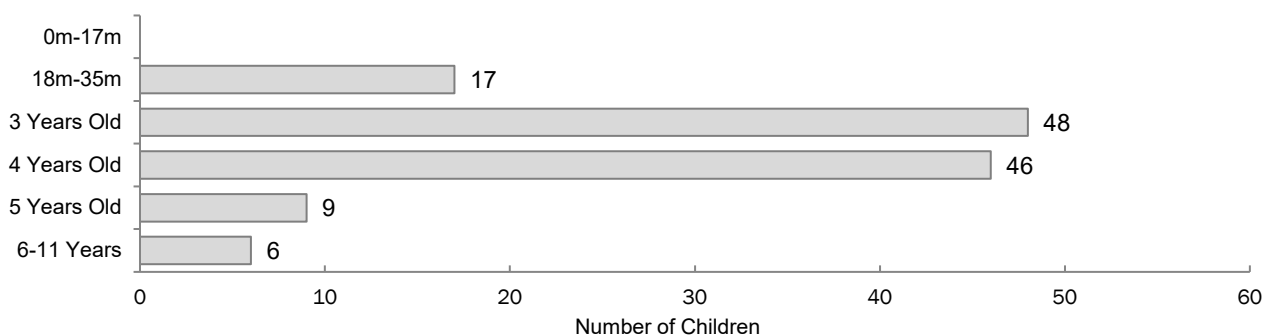
Children by Designation



Children by Program Type



Children by Age



Western Oregon
UNIVERSITY

The Research Institute

County Data Facts

All data as of June 30, 2021



Multnomah

139

County Spark Participation

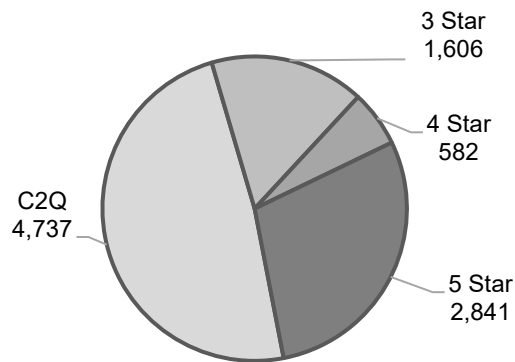
Star Rated Programs

	# Licensed	C2Q	3-Star	4-Star	5-Star
CC	186	64	16	7	10
CF	190	61	17	6	13
RF	270	38	29	0	0
HS	60	1	1	0	36
AP	14	0	1	1	2
Totals	720	164	64	14	61

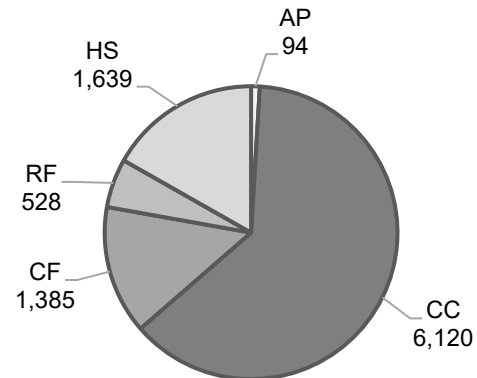
CC = Certified Center; CF = Certified Family; RF = Registered Family; HS = Head Start; AP = Alternative Pathway

Children in Spark Programs: 9,766

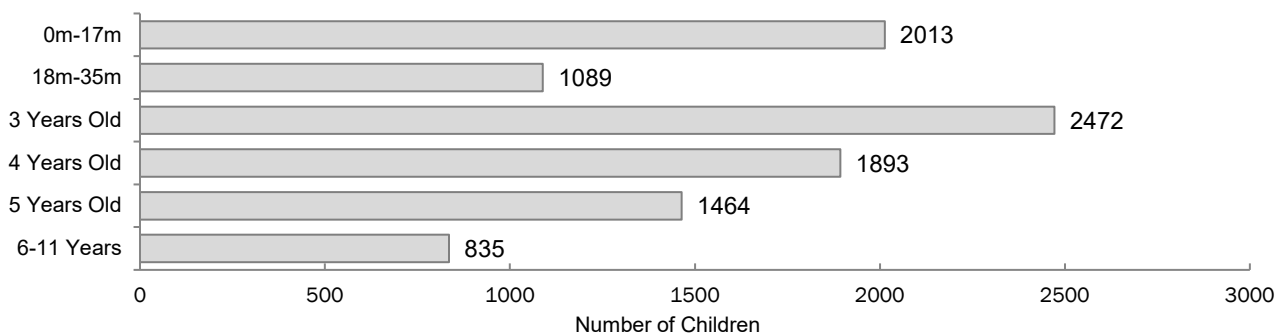
Children by Designation



Children by Program Type



Children by Age



County Data Facts

All data as of June 30, 2021



Polk

13

County Spark Participation

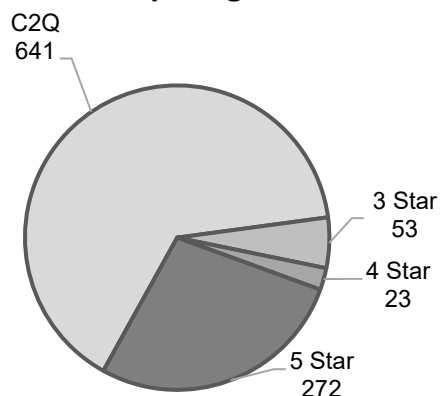
Star Rated Programs

	# Licensed	C2Q	3-Star	4-Star	5-Star
CC	16	8	1	0	3
CF	20	13	1	1	1
RF	26	9	2	1	0
HS	6	1	0	0	3
AP	1	0	0	0	0
Totals	69	31	4	2	7

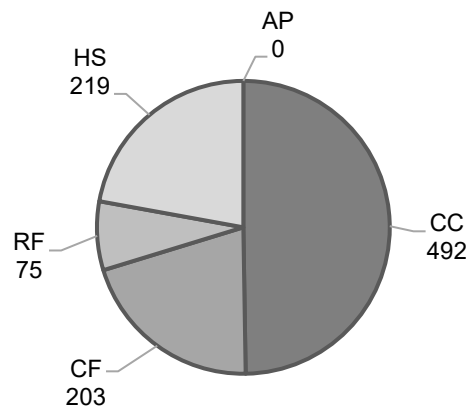
CC = Certified Center; CF = Certified Family; RF = Registered Family; HS = Head Start; AP = Alternative Pathway

Children in Spark Programs: 989

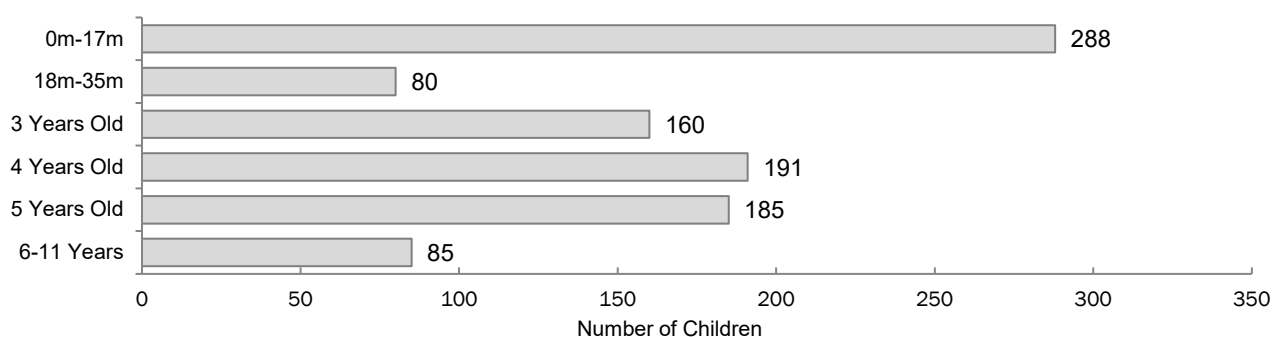
Children by Designation



Children by Program Type



Children by Age



Western Oregon
UNIVERSITY

The Research Institute

County Data Facts

All data as of June 30, 2021



Sherman

County Spark Participation

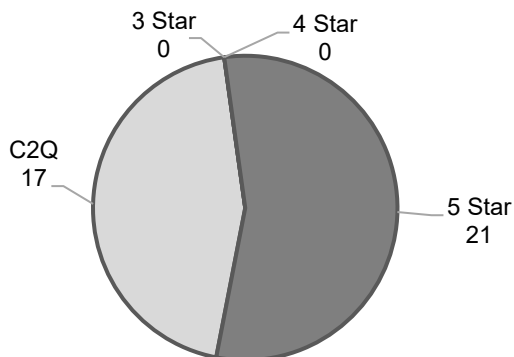
Star Rated Programs

	# Licensed	C2Q	3-Star	4-Star	5-Star
CC	1	0	0	0	1
CF	2	1	0	0	0
RF	0	0	0	0	0
HS	1	0	0	0	0
AP	0	0	0	0	0
Totals	4	1	0	0	1

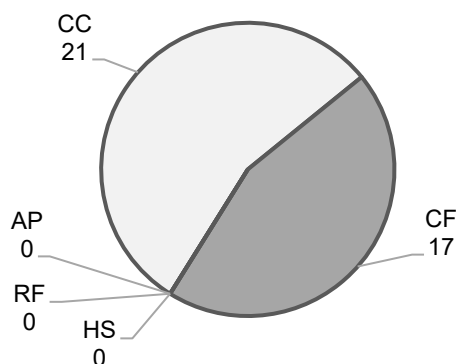
CC = Certified Center; CF = Certified Family; RF = Registered Family; HS = Head Start; AP = Alternative Pathway

Children in Spark Programs: 38

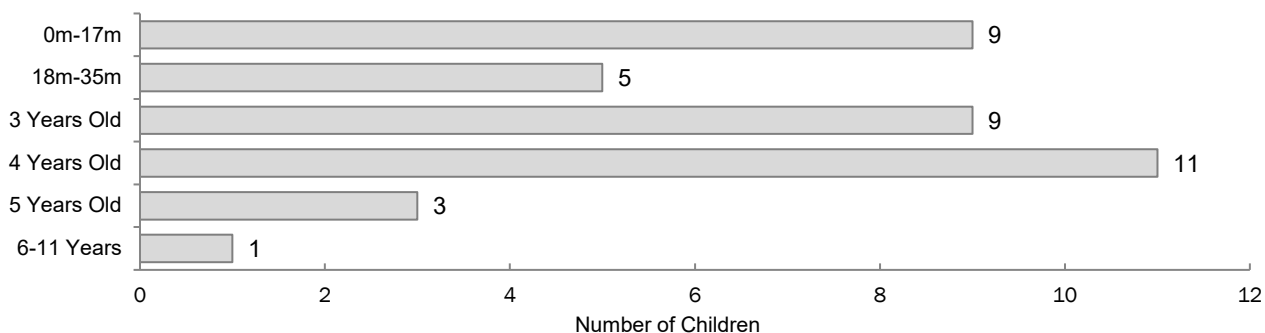
Children by Designation



Children by Program Type



Children by Age



Western Oregon
UNIVERSITY

The Research Institute

County Data Facts

All data as of June 30, 2021



Tillamook

County Spark Participation

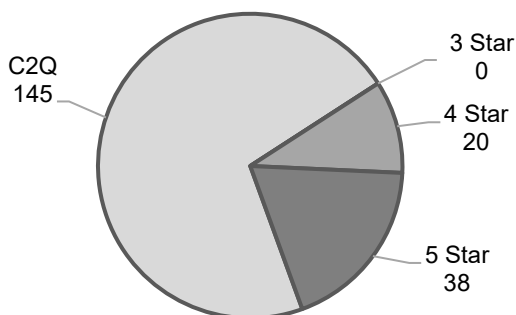
Star Rated Programs

	# Licensed	C2Q	3-Star	4-Star	5-Star
CC	3	2	0	1	0
CF	2	0	0	0	0
RF	5	3	0	0	0
HS	3	0	0	0	1
AP	2	1	0	1	0
Totals	15	6	0	2	1

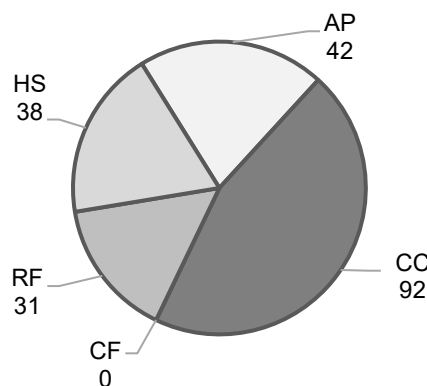
CC = Certified Center; CF = Certified Family; RF = Registered Family; HS = Head Start; AP = Alternative Pathway

Children in Spark Programs: 203

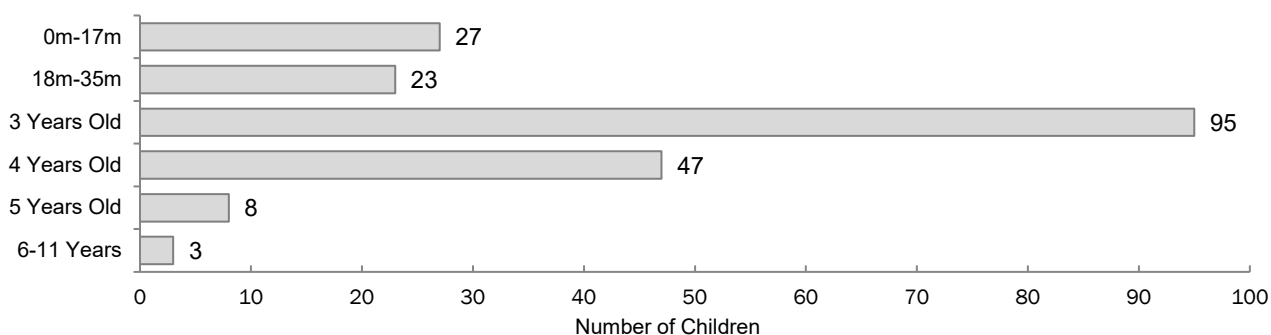
Children by Designation



Children by Program Type



Children by Age



Western Oregon
UNIVERSITY

The Research Institute

County Data Facts

All data as of June 30, 2021



Umatilla

County Spark Participation

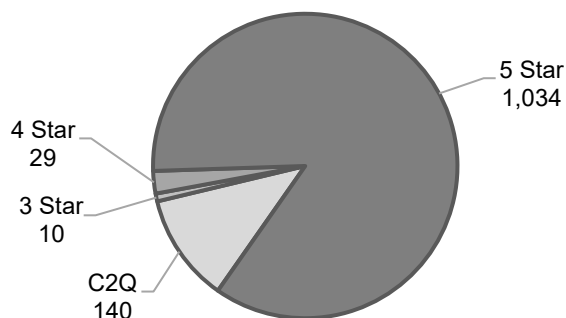
Star Rated Programs

	# Licensed	C2Q	3-Star	4-Star	5-Star
CC	10	1	0	0	1
CF	14	4	1	1	1
RF	40	5	1	1	0
HS	14	0	0	0	11
AP	1	1	0	0	0
Totals	79	11	2	2	13

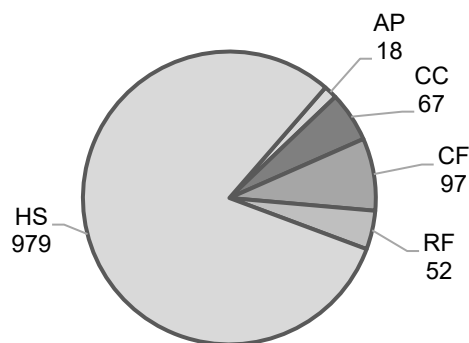
CC = Certified Center; CF = Certified Family; RF = Registered Family; HS = Head Start; AP = Alternative Pathway

Children in Spark Programs: 1,213

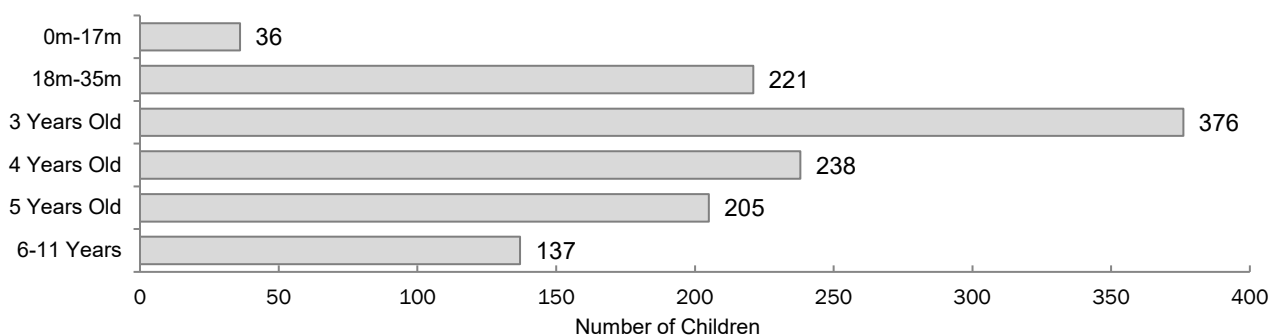
Children by Designation



Children by Program Type



Children by Age



Western Oregon
UNIVERSITY

The Research Institute

County Data Facts

All data as of June 30, 2021



Union

County Spark Participation

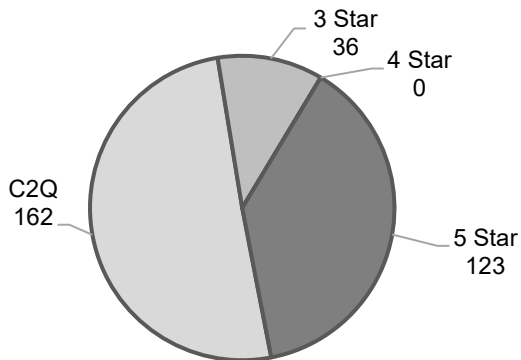
Star Rated Programs

	# Licensed	C2Q	3-Star	4-Star	5-Star
CC	3	0	0	0	0
CF	4	2	0	0	0
RF	27	15	4	0	0
HS	5	0	0	0	4
AP	0	0	0	0	0
Totals	39	17	4	0	4

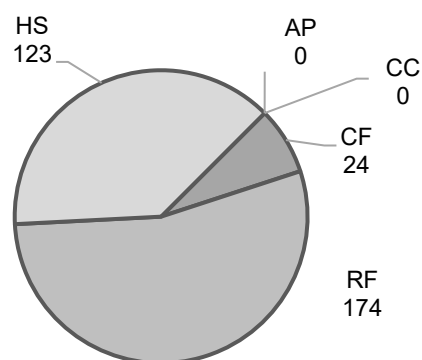
CC = Certified Center; CF = Certified Family; RF = Registered Family; HS = Head Start; AP = Alternative Pathway

Children in Spark Programs: 321

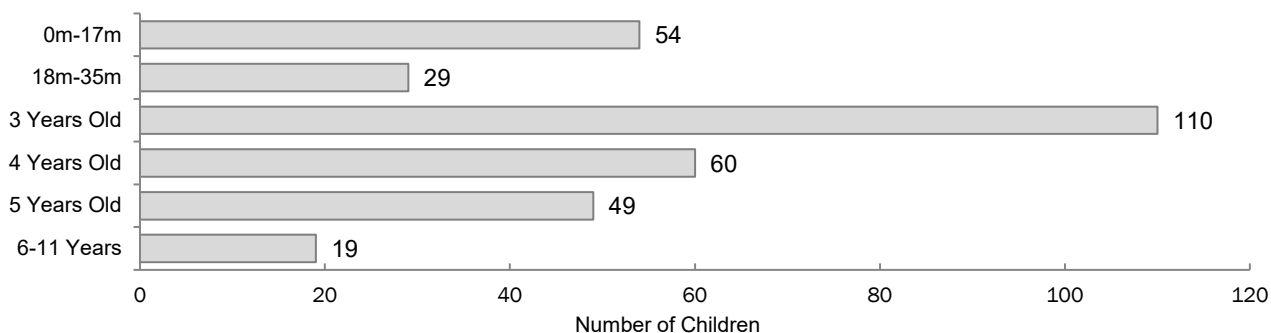
Children by Designation



Children by Program Type



Children by Age



Western Oregon
UNIVERSITY

The Research Institute

County Data Facts

All data as of June 30, 2021



Wallowa

County Spark Participation

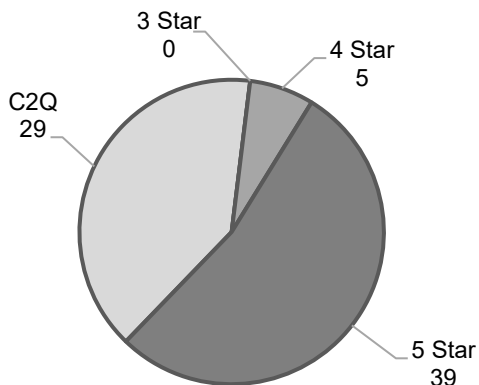
Star Rated Programs

	# Licensed	C2Q	3-Star	4-Star	5-Star
CC	1	0	0	1	0
CF	3	1	0	0	0
RF	2	2	0	0	0
HS	3	0	0	0	2
AP	0	0	0	0	0
Totals	9	3	0	1	2

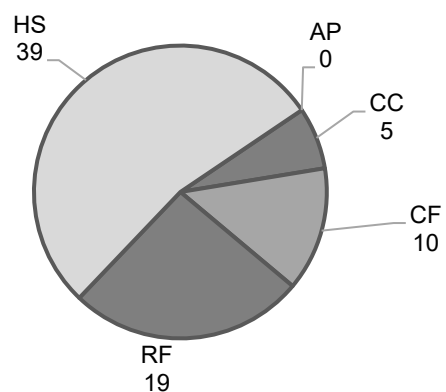
CC = Certified Center; CF = Certified Family; RF = Registered Family; HS = Head Start; AP = Alternative Pathway

Children in Spark Programs: 73

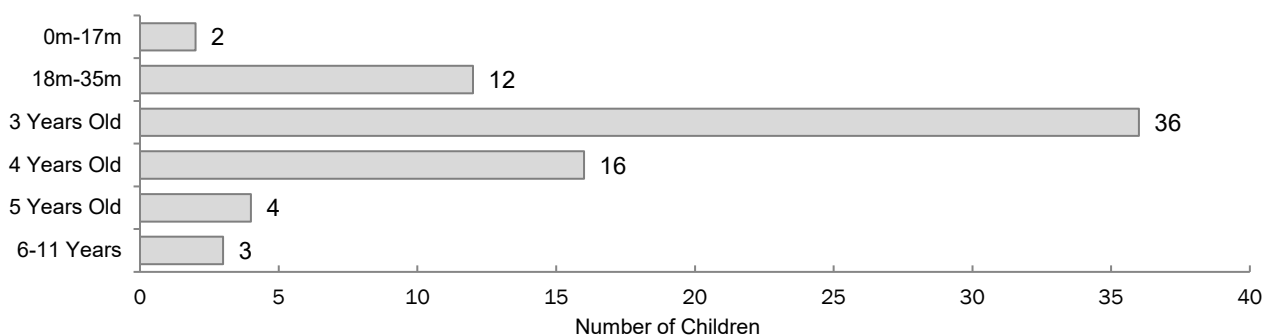
Children by Designation



Children by Program Type



Children by Age



Western Oregon
UNIVERSITY

The Research Institute

County Data Facts

All data as of June 30, 2021



Wasco

County Spark Participation

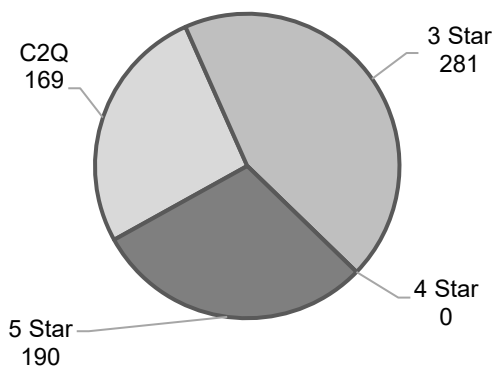
Star Rated Programs

	# Licensed	C2Q	3-Star	4-Star	5-Star
CC	2	1	1	0	0
CF	6	4	1	0	0
RF	17	8	1	0	0
HS	6	0	0	0	5
AP	1	0	0	0	0
Totals	32	13	3	0	5

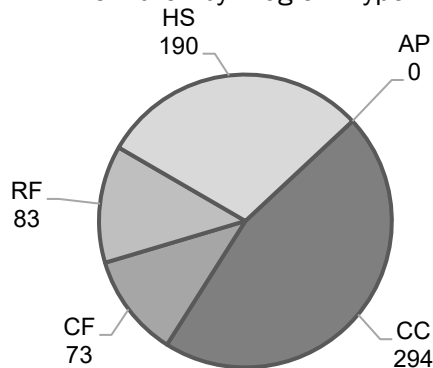
CC = Certified Center; CF = Certified Family; RF = Registered Family; HS = Head Start; AP = Alternative Pathway

Children in Spark Programs: 640

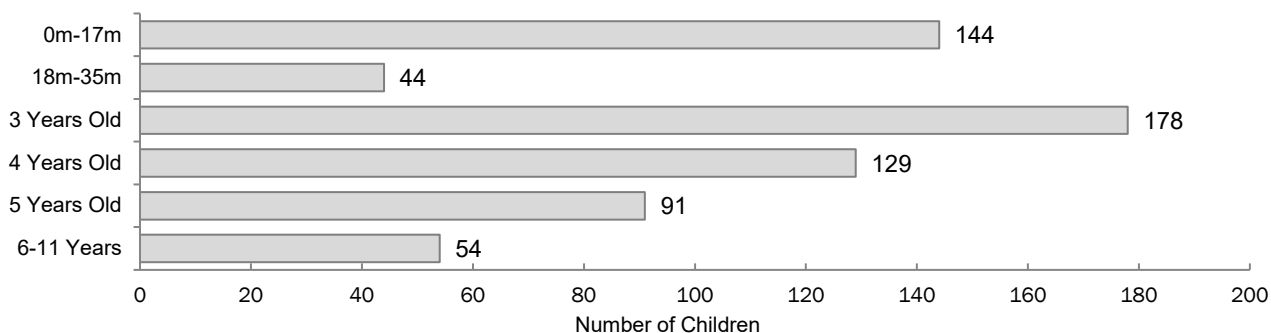
Children by Designation



Children by Program Type



Children by Age



Western Oregon
UNIVERSITY

The Research Institute

County Data Facts

All data as of June 30, 2021



Washington

72

County Spark Participation

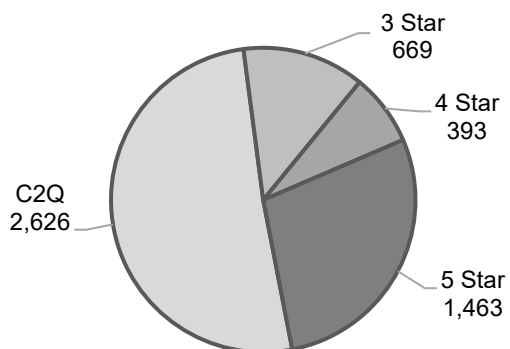
Star Rated Programs

	# Licensed	C2Q	3-Star	4-Star	5-Star
CC	143	26	7	5	3
CF	184	68	15	4	7
RF	175	50	9	1	1
HS	23	1	0	0	14
AP	12	6	2	1	3
Totals	537	151	33	11	28

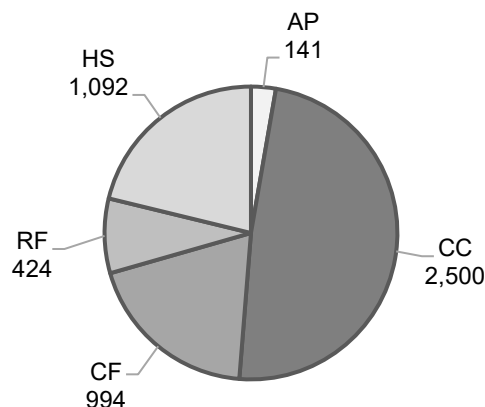
CC = Certified Center; CF = Certified Family; RF = Registered Family; HS = Head Start; AP = Alternative Pathway

Children in Spark Programs: 5,151

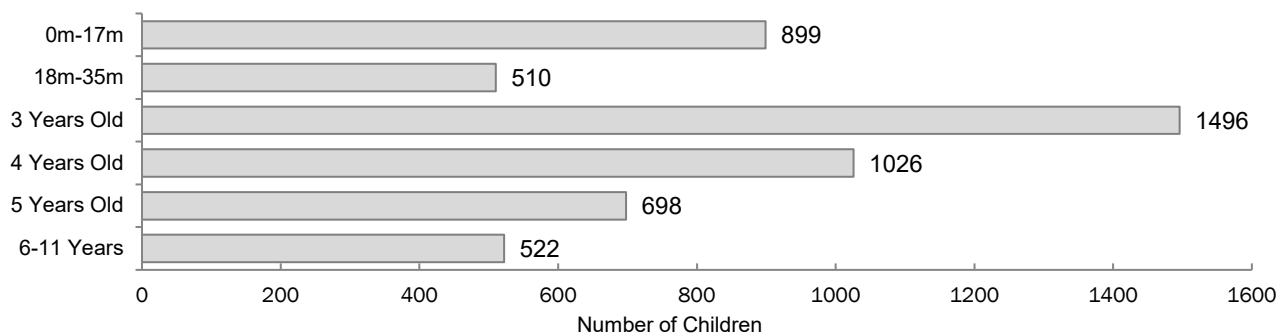
Children by Designation



Children by Program Type



Children by Age



Western Oregon
UNIVERSITY

The Research Institute

County Data Facts

All data as of June 30, 2021



Wheeler

County Spark Participation

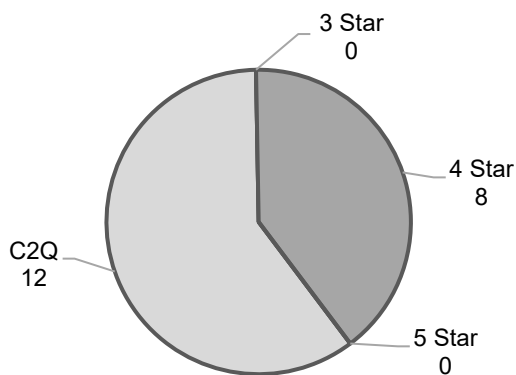
Star Rated Programs

	# Licensed	C2Q	3-Star	4-Star	5-Star
CC	0	0	0	0	0
CF	0	0	0	0	0
RF	1	0	0	0	0
HS	1	0	0	0	0
AP	2	1	0	1	0
Totals	4	1	0	1	0

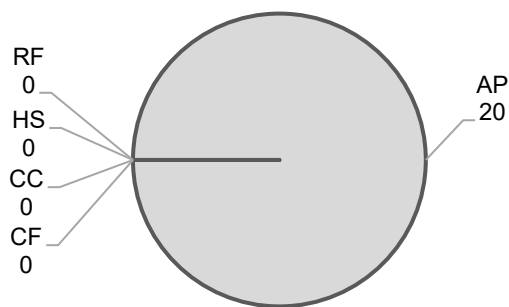
CC = Certified Center; CF = Certified Family; RF = Registered Family; HS = Head Start; AP = Alternative Pathway

Children in Spark Programs: 20

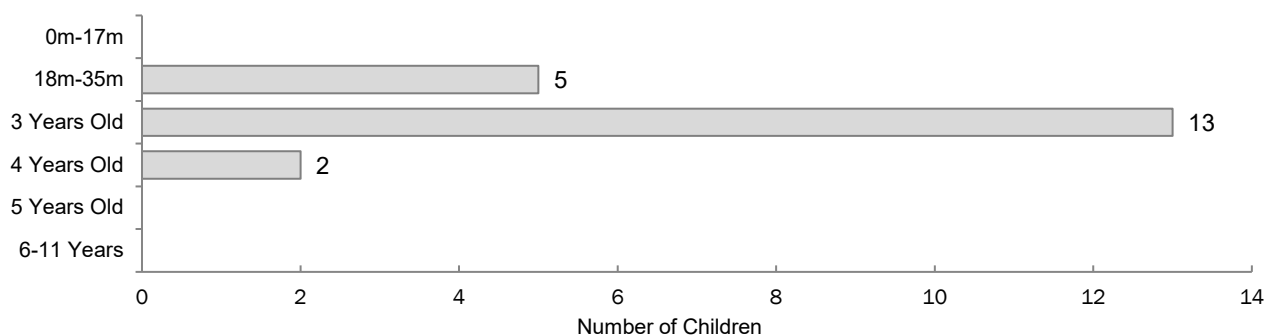
Children by Designation



Children by Program Type



Children by Age



Western Oregon
UNIVERSITY

The Research Institute

County Data Facts

All data as of June 30, 2021



Yamhill

County Spark Participation

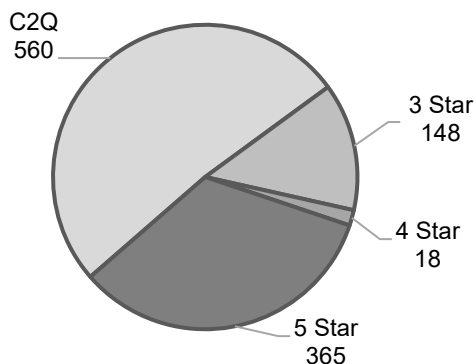
Star Rated Programs

	# Licensed	C2Q	3-Star	4-Star	5-Star
CC	18	5	2	0	0
CF	28	5	2	2	3
RF	22	2	1	0	2
HS	6	0	0	0	4
AP	3	2	1	0	0
Totals	77	14	6	2	9

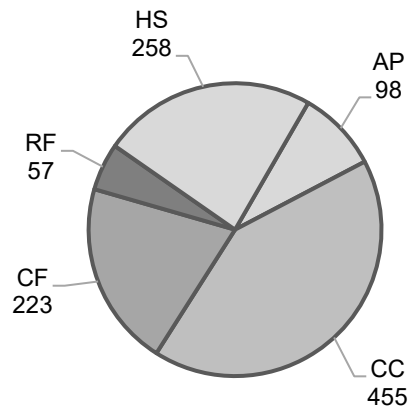
CC = Certified Center; CF = Certified Family; RF = Registered Family; HS = Head Start; AP = Alternative Pathway

Children in Spark Programs: 1,091

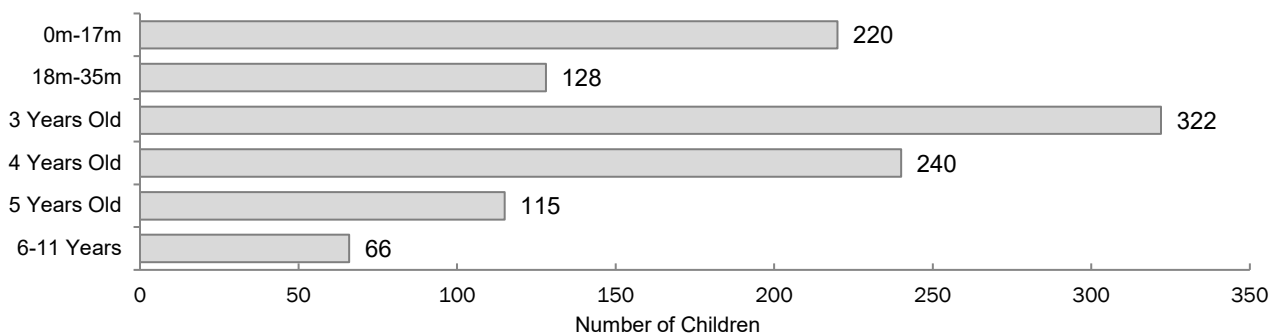
Children by Designation



Children by Program Type



Children by Age



Western Oregon
UNIVERSITY

The Research Institute