



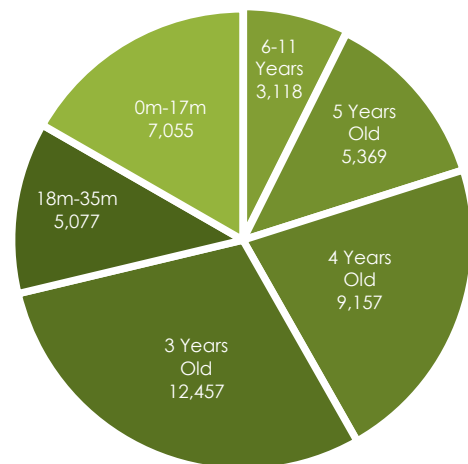
# Data Facts

July 31, 2021  
OregonSpark.org/qris

Spark, Oregon's Quality Rating and Improvement System is a system designed to raise the quality and consistency of early learning programs across the state. Spark aligns with the national trend of QRISs that recognizes, rewards, and builds on the current quality of early learning. Spark provides a framework for program quality improvement while providing a tool that helps parents looking for quality early learning and care options.

Visit <http://www.oregonspark.org> for more information on requirements and standards.

There were 42,233 children in Early Learning & Development Programs (ELDPs) that had achieved a Commitment to Quality (C2Q) rating or above. Four in five (79%) of those children are in child care centers, 13% are in certified family child care, and 6% are in registered family child care. ELDPs that have attained a 3-, 4-, or 5-star rating provide service to 24,510 children. The age distribution of children in C2Q or star rated programs is highlighted in the figure. Head Start programs participating in the QRIS provide services to 11,934 children.



Total Children in Programs Participating in QRIS

# 42,233

This report reflects information gathered as of Jul 31, 2021.  
For additional information please contact: 1-877-768-8290

Data Fact Archive

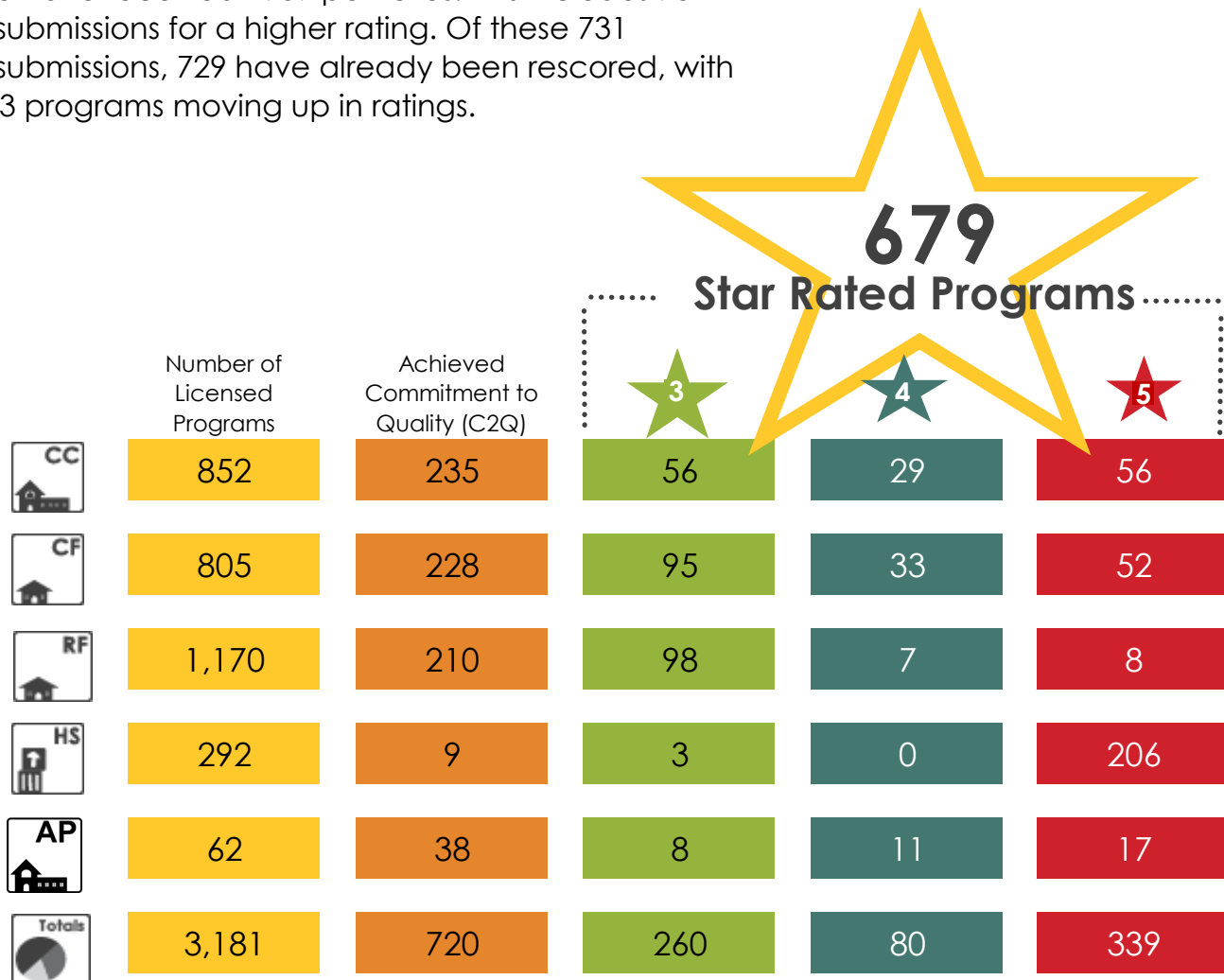


# Data Facts

July 31, 2021

[OregonSpark.org/qris](https://OregonSpark.org/qris)

We have received 1939 portfolios. This includes 731 resubmissions for a higher rating. Of these 731 resubmissions, 729 have already been rescored, with 633 programs moving up in ratings.



**CC** = Certified Center; **CF** = Certified Family; **RF** = Registered Family; **HS** = Head Start; **AP** = Alternative Pathway

Alternative Pathway (AP) indicates programs that are license exempt due to their association with school districts. These School Partner programs may have been licensed in the past and are still eligible for Spark participation. There are other School Partner programs that are not currently participating in Spark. However, the full list is not available yet so there may be discrepancies in the Data Facts until all School Partners and School Partners participating in Spark (AP) can be identified.

This report reflects information gathered as of Jul 31, 2021.  
For additional information please contact: 1-877-768-8290

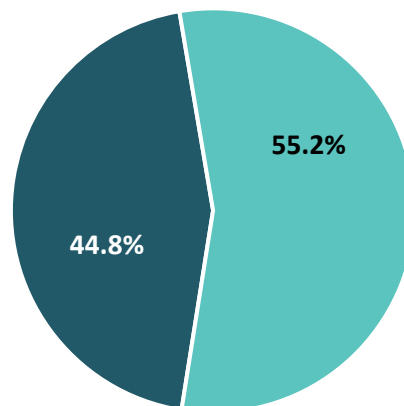
[Data Fact Archive](#)

## Participation

This infographic shows the percentage of child care programs participating in Oregon's Spark by county.

### Breakdown by Type

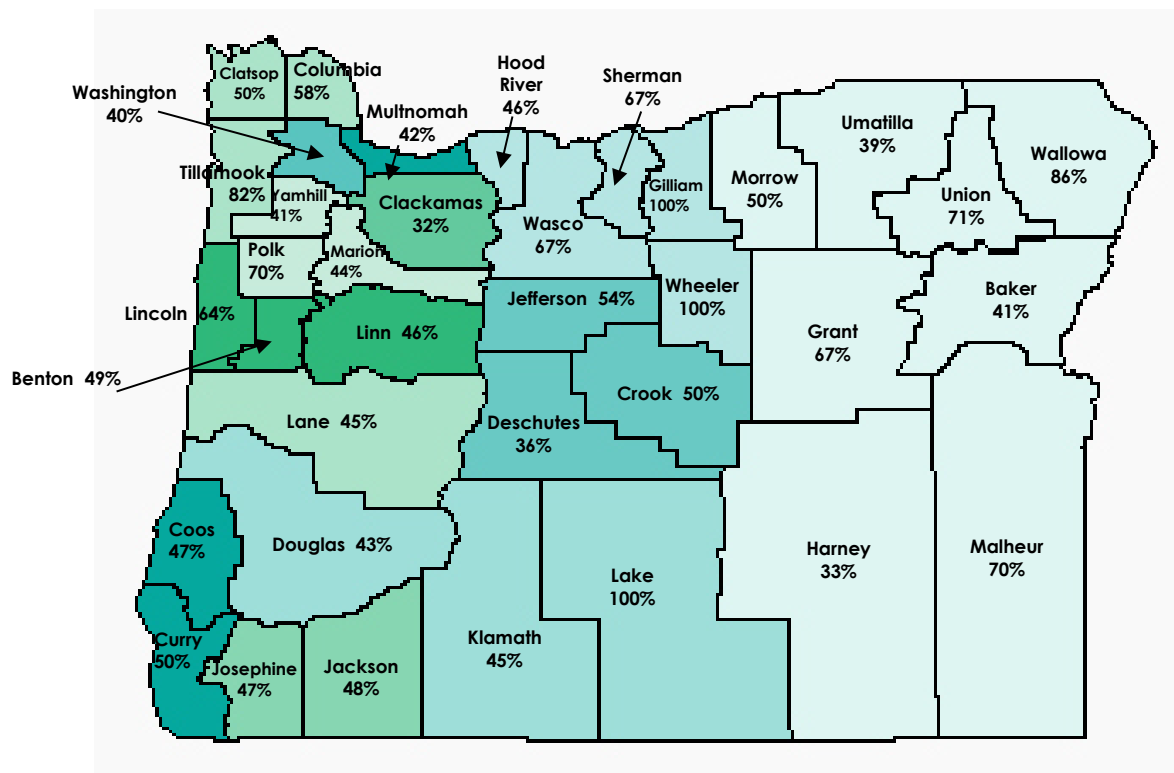
Centers includes licensed, alternative pathway, and Head Start programs. Family Child Care includes both large certified family and small registered family programs. There are 1399 programs participating in total.



### Breakdown by Participation

Participation is a percentage of the total number of eligible programs in each county.

■ Centers ■ Family Child Care



Produced by the Center on Research, Evaluation & Analysis - The Research Institute at Western Oregon University

# County Data Facts

All data as of July 31, 2021



## Baker

County Spark Participation

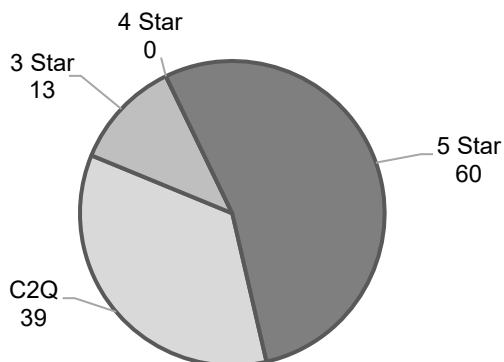
Star Rated Programs

	# Licensed	C2Q	3-Star	4-Star	5-Star
CC	3	1	0	0	0
CF	1	1	0	0	0
RF	12	3	1	0	0
HS	1	0	0	0	1
AP	0	0	0	0	0
Totals	17	5	1	0	1

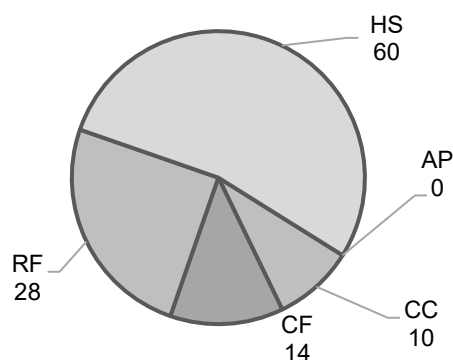
CC = Certified Center; CF = Certified Family; RF = Registered Family; HS = Head Start; AP = Alternative Pathway

## Children in Spark Programs: 112

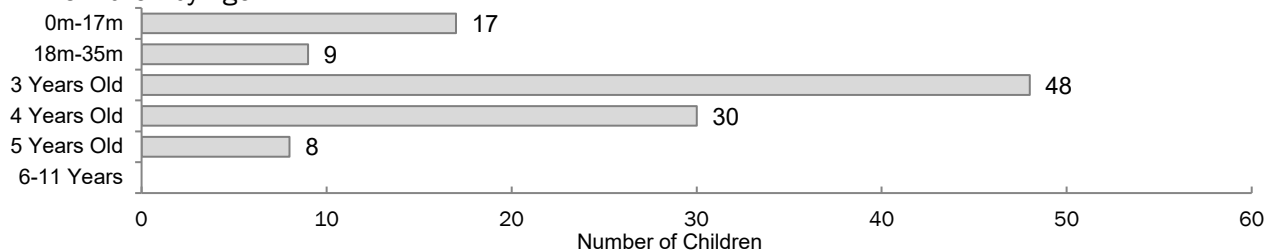
Children by Designation



Children by Program Type



Children by Age



Western Oregon  
UNIVERSITY

The Research Institute

# County Data Facts

All data as of July 31, 2021



## Benton

13

### County Spark Participation

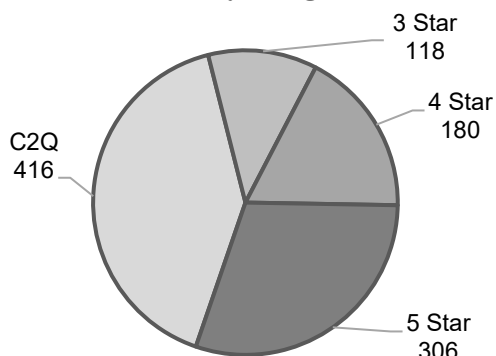
#### Star Rated Programs

	# Licensed	C2Q	3-Star	4-Star	5-Star
CC	24	10	1	2	4
CF	9	0	0	0	1
RF	13	1	1	2	0
HS	3	0	0	0	2
AP	0	0	0	0	0
Totals	49	11	2	4	7

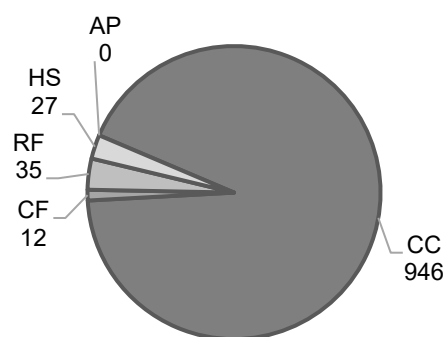
CC = Certified Center; CF = Certified Family; RF = Registered Family; HS = Head Start; AP = Alternative Pathway

### Children in Spark Programs: 1,020

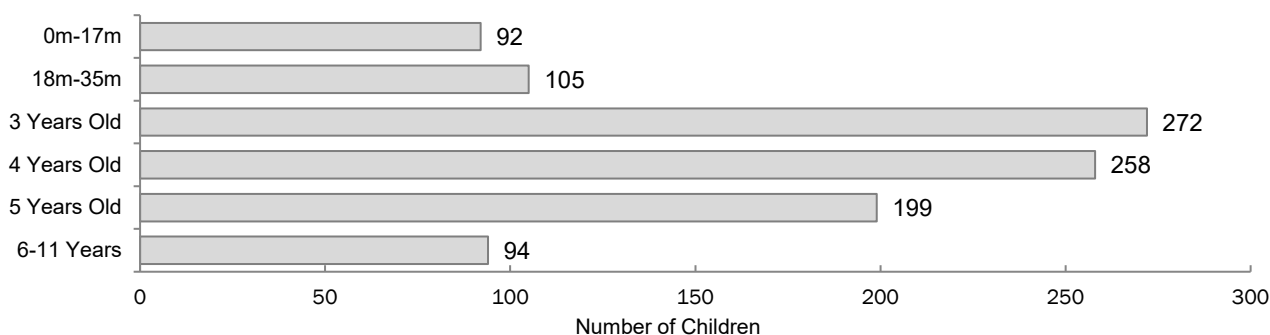
Children by Designation



Children by Program Type



Children by Age



Western Oregon  
UNIVERSITY

The Research Institute

# County Data Facts

All data as of July 31, 2021



## Clackamas

33

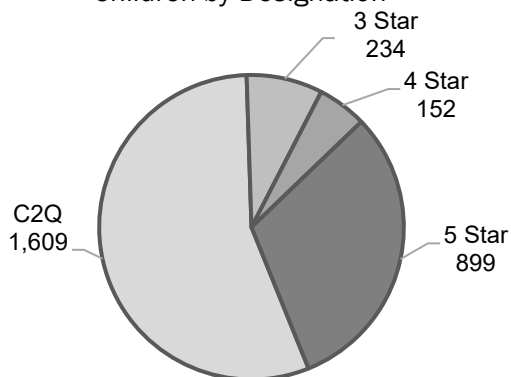
### Star Rated Programs

	# Licensed	C2Q	3-Star	4-Star	5-Star
CC	88	19	1	2	3
CF	53	11	7	1	3
RF	78	8	5	0	0
HS	18	2	0	0	10
AP	4	4	1	0	0
Totals	241	44	14	3	16

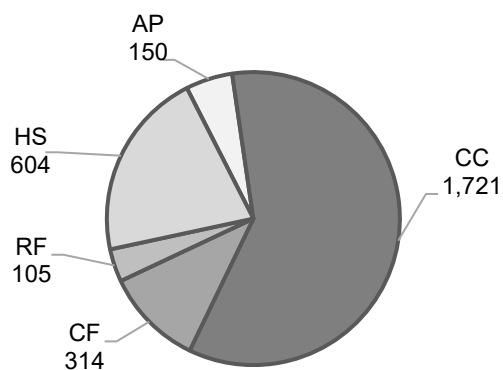
CC = Certified Center; CF = Certified Family; RF = Registered Family; HS = Head Start; AP = Alternative Pathway

### Children in Spark Programs: 2,894

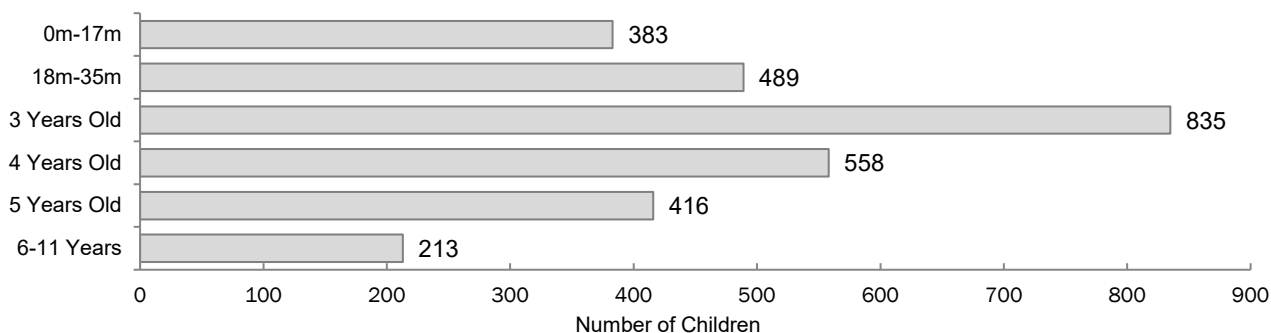
Children by Designation



Children by Program Type



Children by Age



Western Oregon  
UNIVERSITY

The Research Institute

# County Data Facts

All data as of July 31, 2021



## Clatsop

County Spark Participation

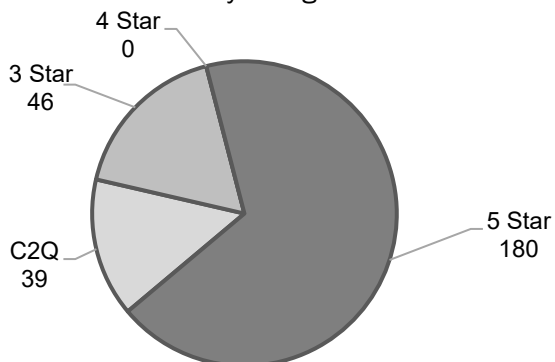
Star Rated Programs

	# Licensed	C2Q	3-Star	4-Star	5-Star
CC	7	0	1	0	0
CF	1	1	0	0	0
RF	8	3	1	0	0
HS	4	0	0	0	3
AP	0	0	0	0	1
Totals	20	4	2	0	4

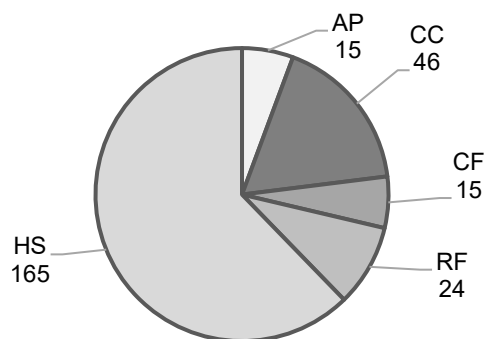
CC = Certified Center; CF = Certified Family; RF = Registered Family; HS = Head Start; AP = Alternative Pathway

### Children in Spark Programs: 265

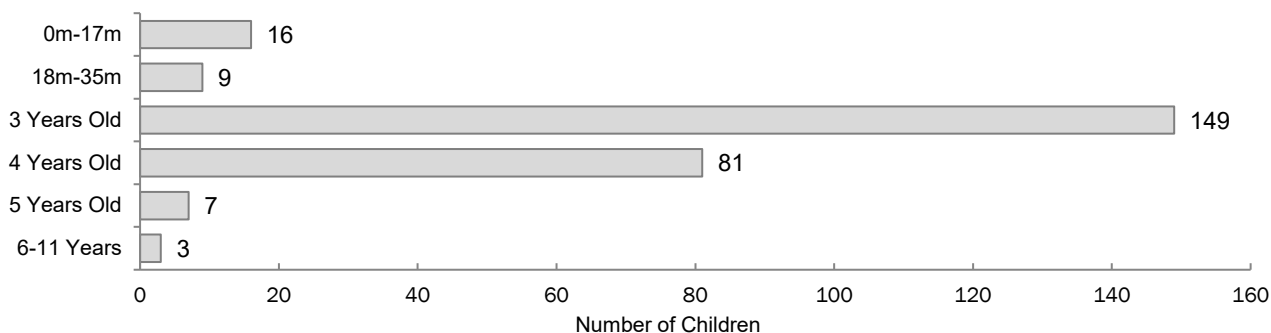
Children by Designation



Children by Program Type



Children by Age



Western Oregon  
UNIVERSITY

The Research Institute

# County Data Facts

All data as of July 31, 2021



## Columbia

14

### County Spark Participation

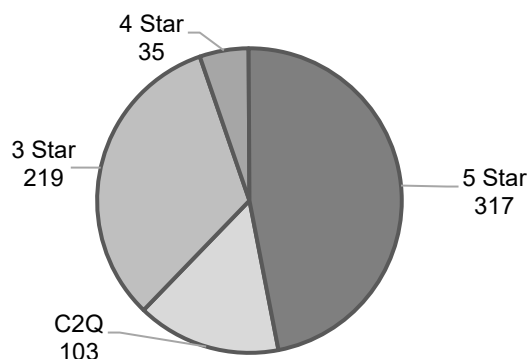
#### Star Rated Programs

	# Licensed	C2Q	3-Star	4-Star	5-Star
CC	7	2	2	0	1
CF	4	1	2	0	0
RF	13	2	1	0	0
HS	5	0	0	0	4
AP	4	0	0	1	3
Totals	33	5	5	1	8

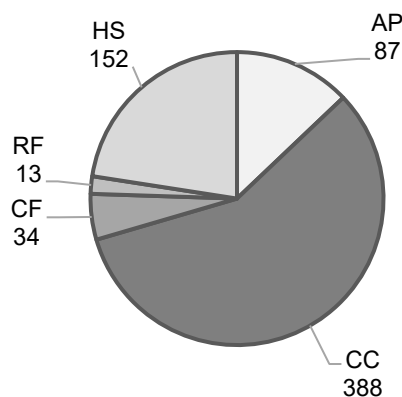
CC = Certified Center; CF = Certified Family; RF = Registered Family; HS = Head Start; AP = Alternative Pathway

### Children in Spark Programs: 674

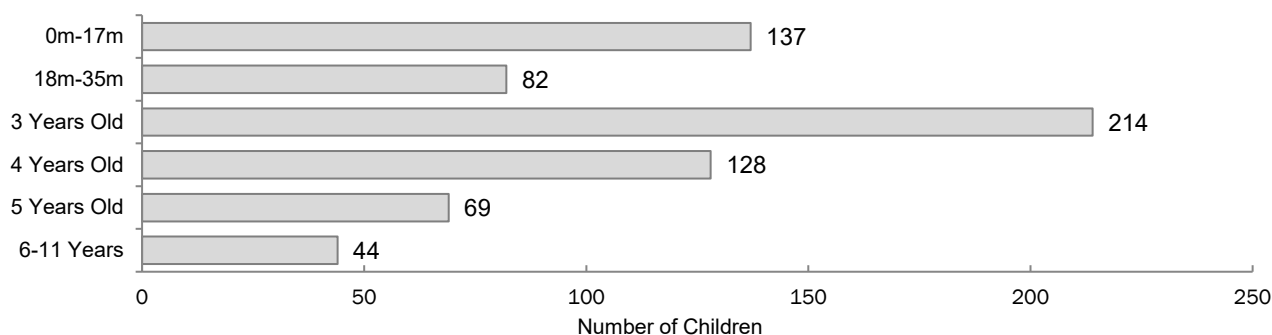
#### Children by Designation



#### Children by Program Type



#### Children by Age



Western Oregon  
UNIVERSITY

The Research Institute



# County Data Facts

All data as of July 31, 2021



## Coos

11

### County Spark Participation

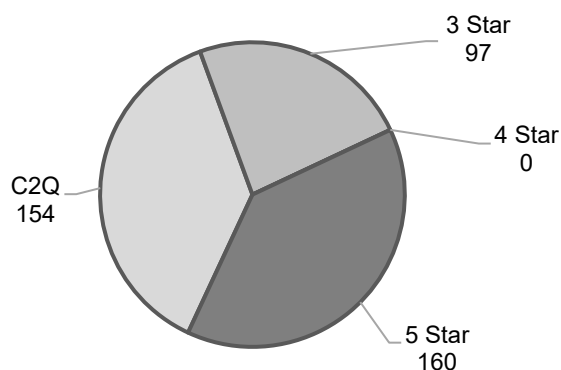
#### Star Rated Programs

	# Licensed	C2Q	3-Star	4-Star	5-Star
CC	6	4	1	0	0
CF	5	0	3	0	0
RF	20	2	3	0	0
HS	6	0	0	0	4
AP	1	1	0	0	0
Totals	38	7	7	0	4

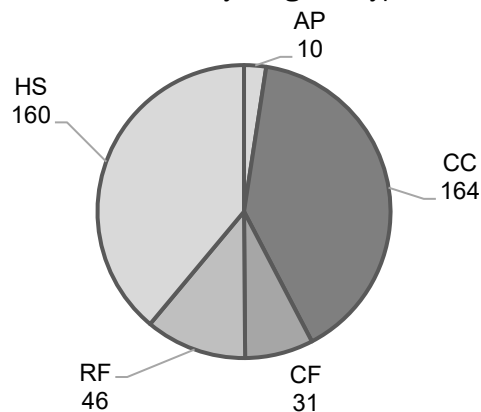
CC = Certified Center; CF = Certified Family; RF = Registered Family; HS = Head Start; AP = Alternative Pathway

### Children in Spark Programs: 411

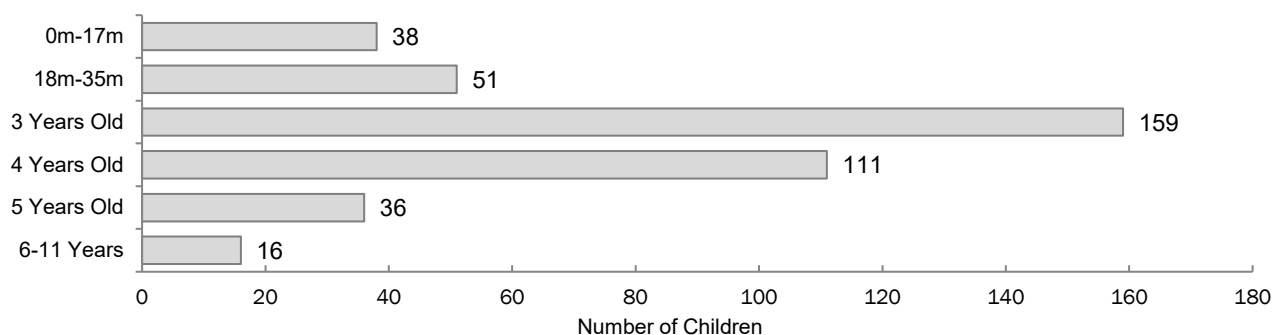
Children by Designation



Children by Program Type



Children by Age



Western Oregon  
UNIVERSITY

The Research Institute

# County Data Facts

All data as of July 31, 2021



## Crook

County Spark Participation

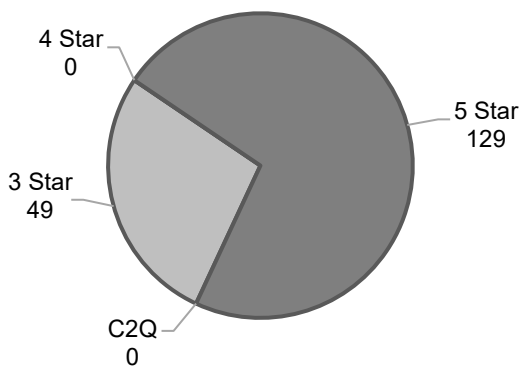
Star Rated Programs

	# Licensed	C2Q	3-Star	4-Star	5-Star
CC	4	0	1	0	1
CF	1	0	0	0	0
RF	3	0	1	0	0
HS	2	0	0	0	2
AP	0	0	0	0	0
Totals	10	0	2	0	3

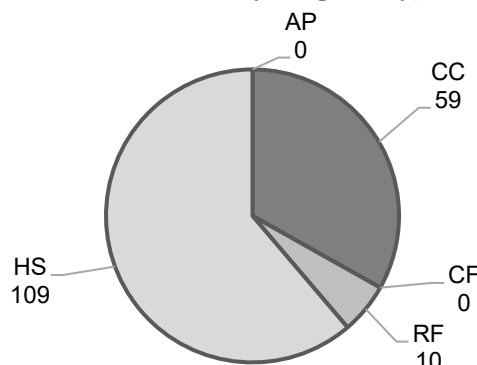
CC = Certified Center; CF = Certified Family; RF = Registered Family; HS = Head Start; AP = Alternative Pathway

### Children in Spark Programs: 178

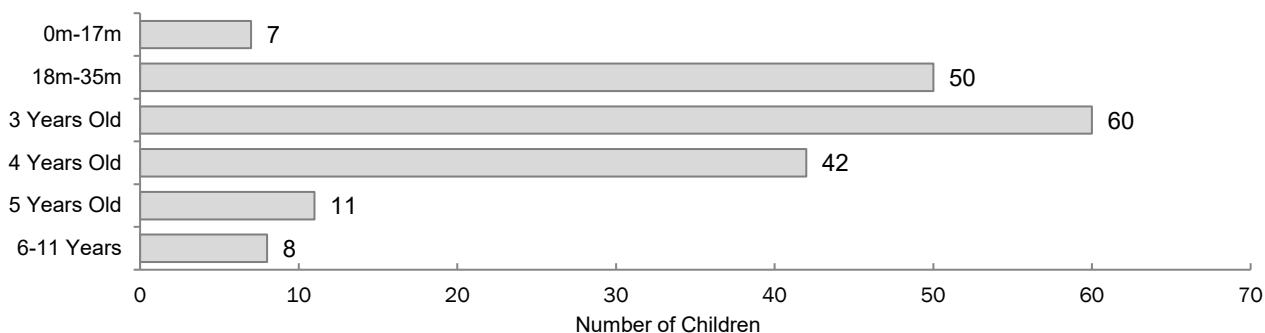
Children by Designation



Children by Program Type



Children by Age



Western Oregon  
UNIVERSITY

The Research Institute

# County Data Facts

All data as of July 31, 2021



## Curry

County Spark Participation

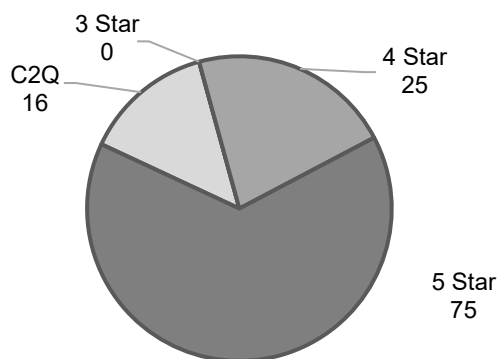
Star Rated Programs

	# Licensed	C2Q	3-Star	4-Star	5-Star
CC	3	0	0	0	0
CF	3	1	0	1	0
RF	1	0	0	0	0
HS	3	0	0	0	3
AP	0	0	0	0	0
Totals	10	1	0	1	3

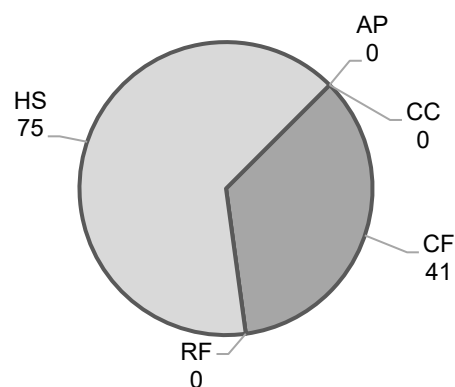
CC = Certified Center; CF = Certified Family; RF = Registered Family; HS = Head Start; AP = Alternative Pathway

### Children in Spark Programs: 116

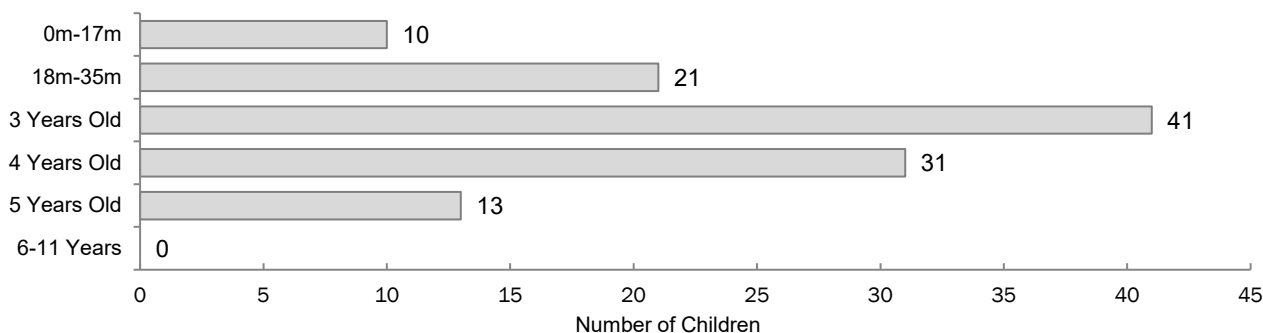
Children by Designation



Children by Program Type



Children by Age



Western Oregon  
UNIVERSITY

The Research Institute

# County Data Facts

All data as of July 31, 2021



## Deschutes

31

### County Spark Participation

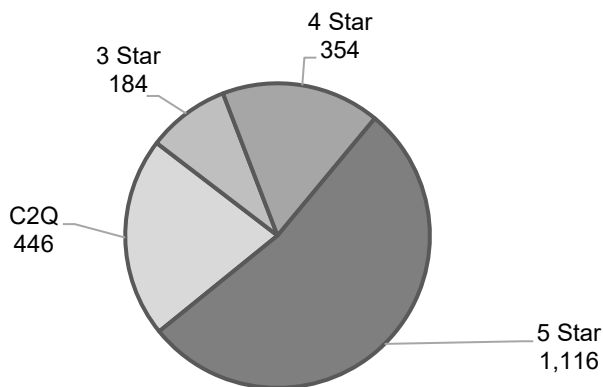
### Star Rated Programs

	# Licensed	C2Q	3-Star	4-Star	5-Star
CC	58	5	2	5	6
CF	42	11	4	2	1
RF	36	4	4	0	0
HS	9	0	0	0	7
AP	0	1	0	0	0
Totals	145	21	10	7	14

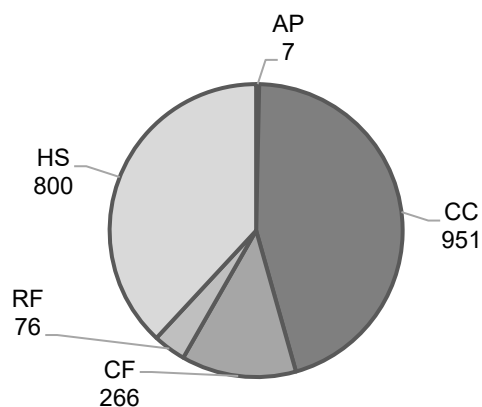
CC = Certified Center; CF = Certified Family; RF = Registered Family; HS = Head Start; AP = Alternative Pathway

### Children in Spark Programs: 2,100

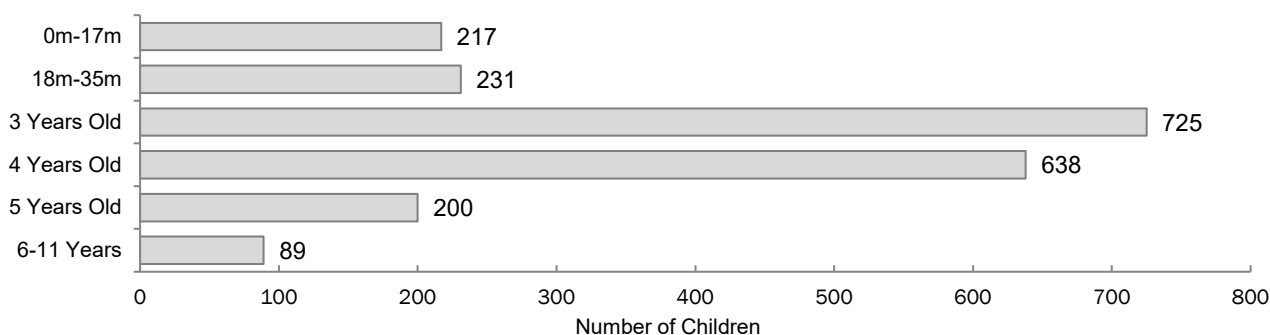
#### Children by Designation



#### Children by Program Type



#### Children by Age



Western Oregon  
UNIVERSITY

The Research Institute

# County Data Facts

All data as of July 31, 2021



## Douglas

21

### County Spark Participation

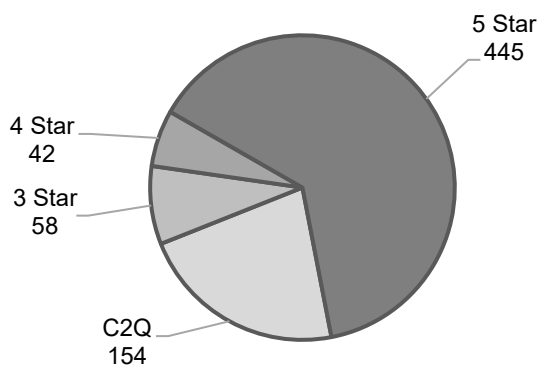
#### Star Rated Programs

	# Licensed	C2Q	3-Star	4-Star	5-Star
CC	14	3	1	0	3
CF	4	0	1	0	2
RF	38	5	1	0	2
HS	7	0	0	0	5
AP	7	1	1	2	3
Totals	70	9	4	2	15

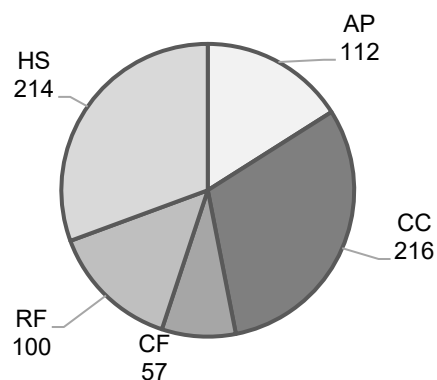
CC = Certified Center; CF = Certified Family; RF = Registered Family; HS = Head Start; AP = Alternative Pathway

### Children in Spark Programs: 699

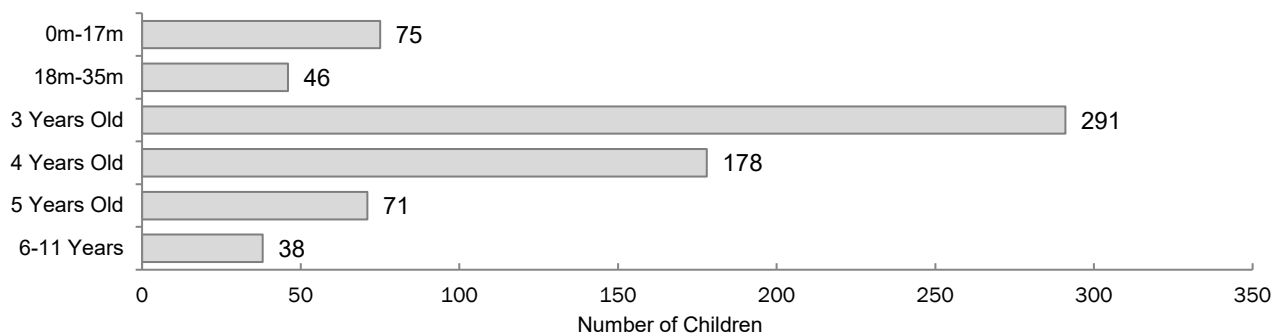
#### Children by Designation



#### Children by Program Type



#### Children by Age



Western Oregon  
UNIVERSITY

The Research Institute

# County Data Facts

All data as of July 31, 2021



## Gilliam

### County Spark Participation

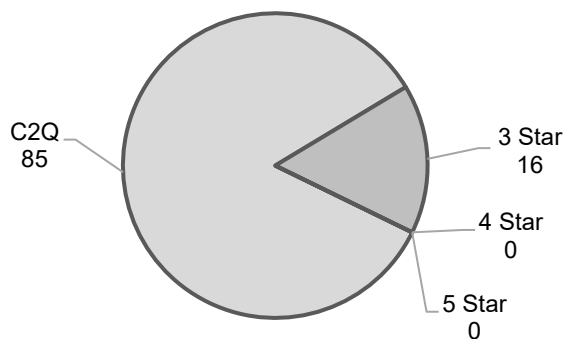
County Spark Participation

	# Licensed	C2Q	Star Rated Programs		
			3-Star	4-Star	5-Star
CC	0	1	0	0	0
CF	1	0	1	0	0
RF	0	0	0	0	0
HS	1	0	0	0	0
AP	0	0	0	0	0
Totals	2	1	1	0	0

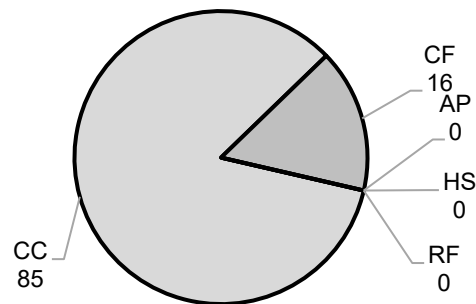
CC = Certified Center; CF = Certified Family; RF = Registered Family; HS = Head Start; AP = Alternative Pathway

### Children in Spark Programs: 101

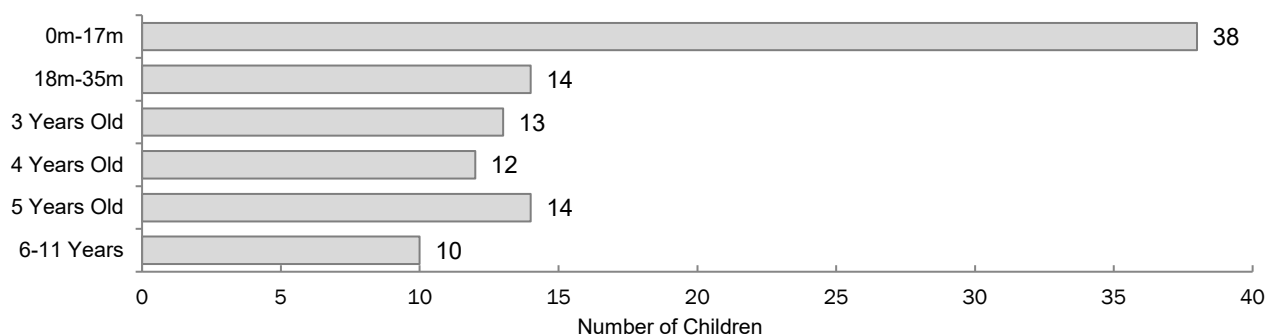
Children by Designation



Children by Program Type



Children by Age



Western Oregon  
UNIVERSITY

The Research Institute

# County Data Facts

All data as of July 31, 2021



## Grant

### County Spark Participation

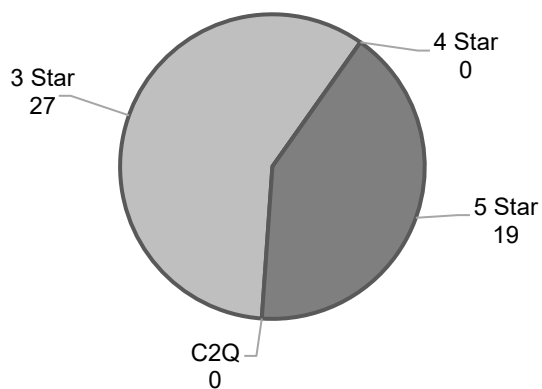
#### Star Rated Programs

	# Licensed	C2Q	3-Star	4-Star	5-Star
CC	1	0	1	0	0
CF	1	0	0	0	0
RF	0	0	0	0	0
HS	1	0	0	0	1
AP	0	0	0	0	0
Totals	3	0	1	0	1

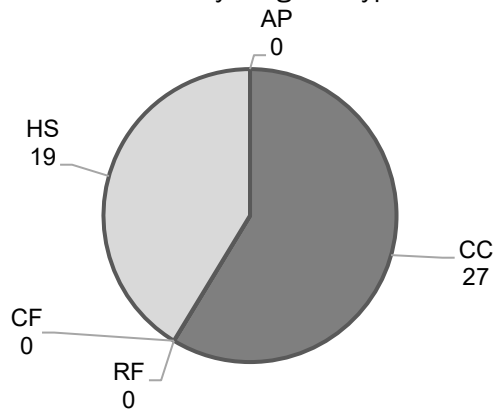
CC = Certified Center; CF = Certified Family; RF = Registered Family; HS = Head Start; AP = Alternative Pathway

### Children in Spark Programs: 46

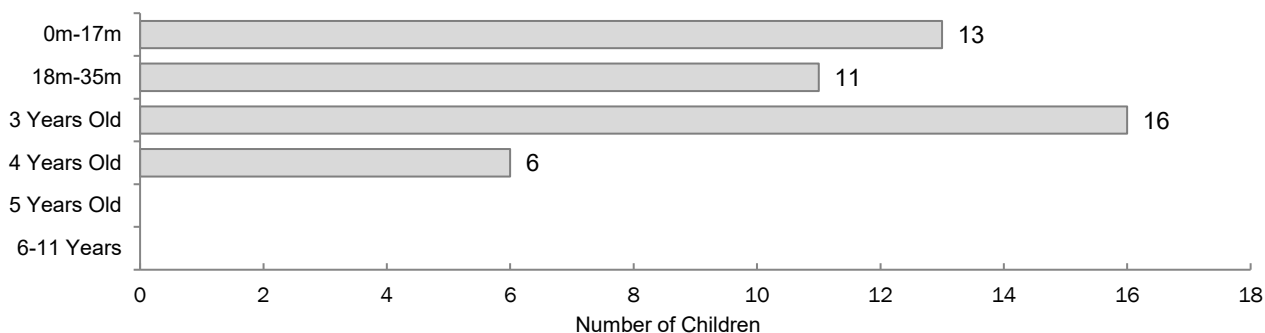
Children by Designation



Children by Program Type



Children by Age




Western Oregon  
UNIVERSITY

The Research Institute

# County Data Facts

All data as of July 31, 2021



## Harney

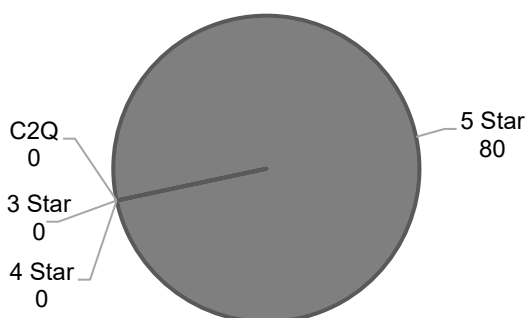
### County Spark Participation

	# Licensed	C2Q	Star Rated Programs		
			3-Star	4-Star	5-Star
CC	0	0	0	0	0
CF	0	0	0	0	0
RF	2	0	0	0	0
HS	1	0	0	0	1
AP	0	0	0	0	0
Totals	3	0	0	0	1

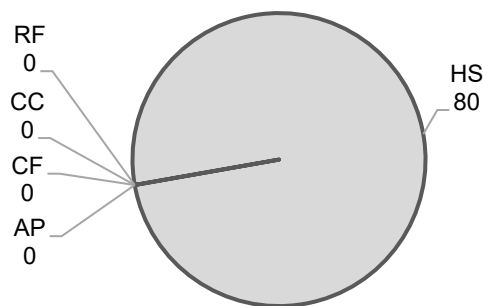
CC = Certified Center; CF = Certified Family; RF = Registered Family; HS = Head Start; AP = Alternative Pathway

### Children in Spark Programs: 80

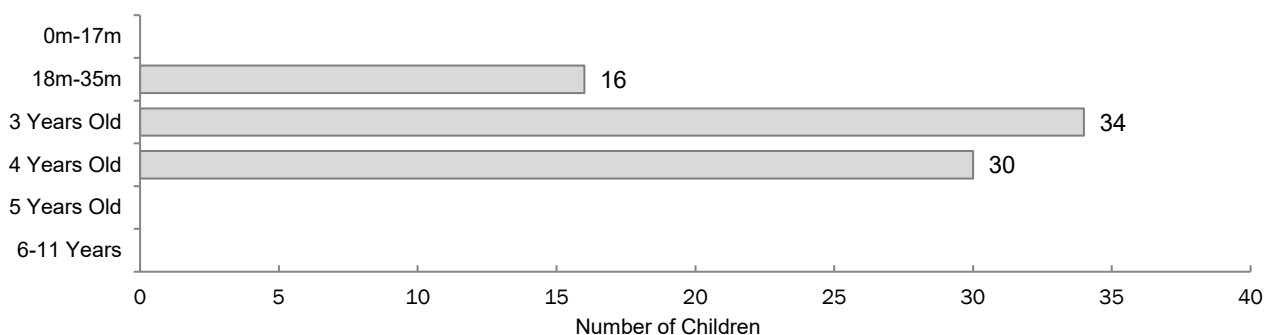
Children by Designation



Children by Program Type



Children by Age



Western Oregon  
UNIVERSITY

The Research Institute



# County Data Facts

All data as of July 31, 2021



## Hood River

7

### County Spark Participation

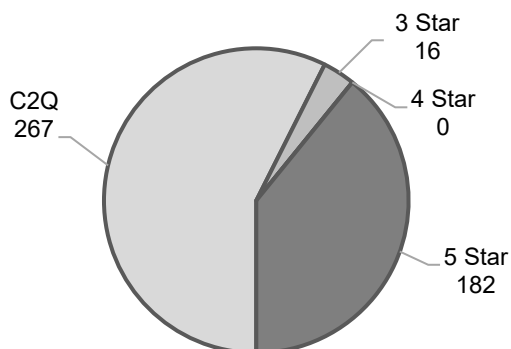
#### Star Rated Programs

	# Licensed	C2Q	3-Star	4-Star	5-Star
CC	13	4	0	0	0
CF	9	3	0	0	0
RF	12	4	0	0	0
HS	5	0	0	0	6
AP	0	0	1	0	0
Totals	39	11	1	0	6

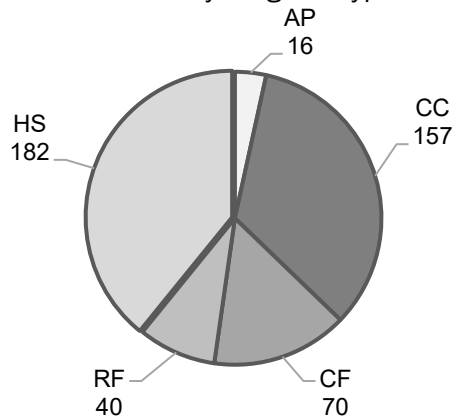
CC = Certified Center; CF = Certified Family; RF = Registered Family; HS = Head Start; AP = Alternative Pathway

### Children in Spark Programs: 465

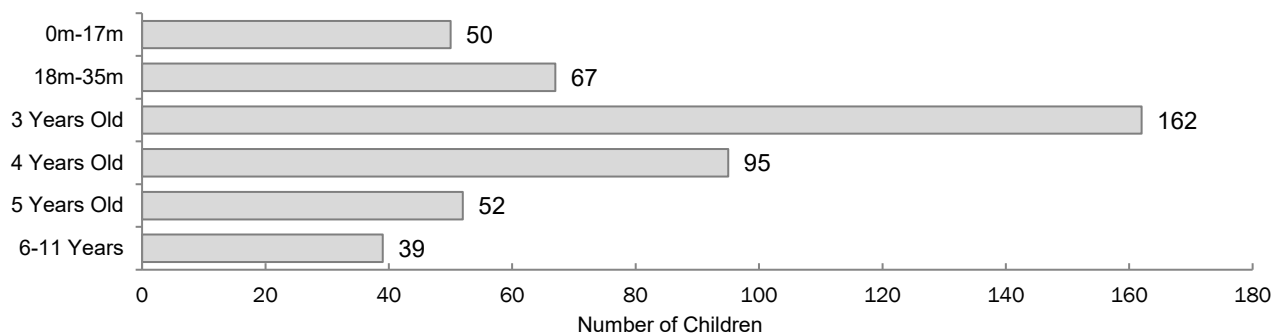
Children by Designation



Children by Program Type



Children by Age



Western Oregon  
UNIVERSITY

The Research Institute

# County Data Facts

All data as of July 31, 2021



## Jackson

43

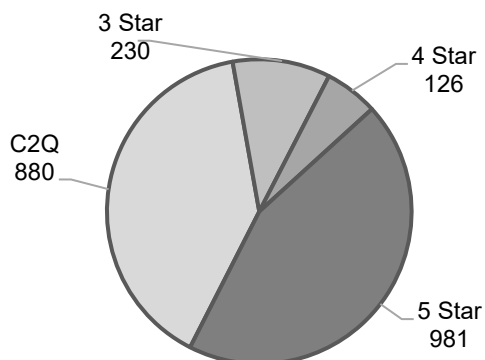
### Star Rated Programs

	# Licensed	C2Q	3-Star	4-Star	5-Star
CC	36	7	2	2	2
CF	44	10	11	3	1
RF	70	17	8	0	0
HS	15	1	0	0	14
AP	1	1	0	0	0
Totals	166	36	21	5	17

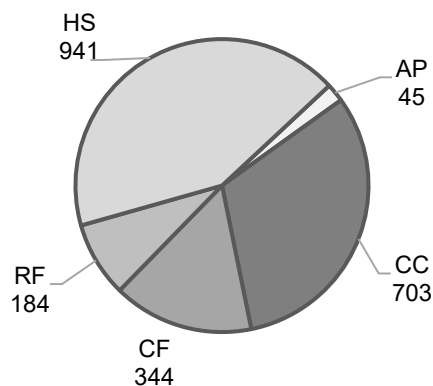
CC = Certified Center; CF = Certified Family; RF = Registered Family; HS = Head Start; AP = Alternative Pathway

### Children in Spark Programs: 2,217

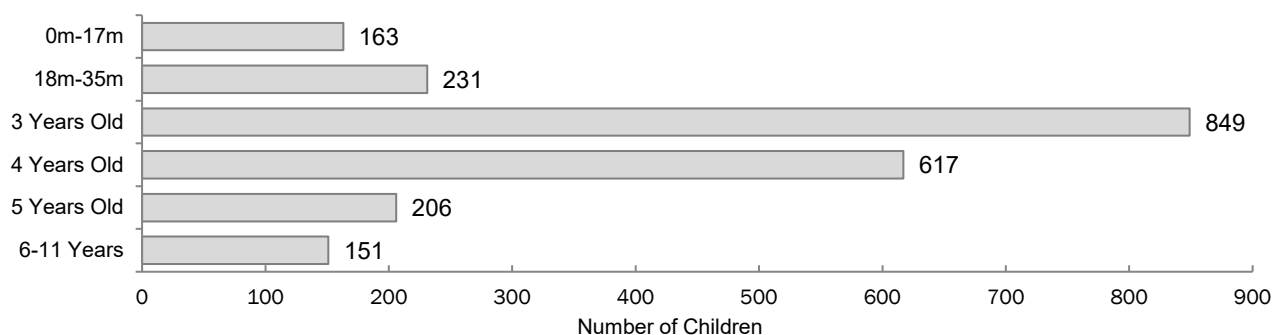
Children by Designation



Children by Program Type



Children by Age



Western Oregon  
UNIVERSITY

The Research Institute

# County Data Facts

All data as of July 31, 2021



## Jefferson

County Spark Participation

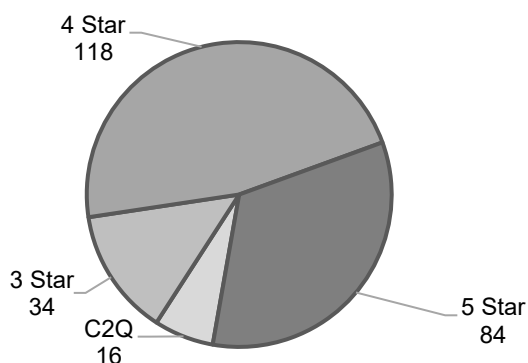
Star Rated Programs

	# Licensed	C2Q	3-Star	4-Star	5-Star
CC	1	0	2	1	0
CF	2	1	0	0	0
RF	3	1	0	0	0
HS	6	0	0	0	2
AP	1	0	0	0	0
Totals	13	2	2	1	2

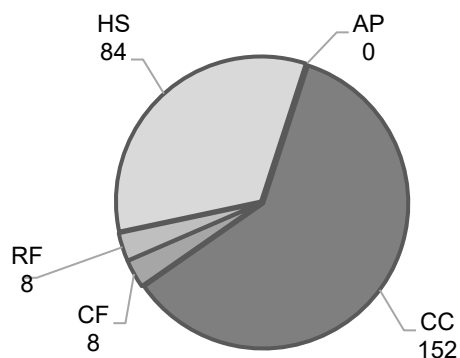
CC = Certified Center; CF = Certified Family; RF = Registered Family; HS = Head Start; AP = Alternative Pathway

### Children in Spark Programs: 252

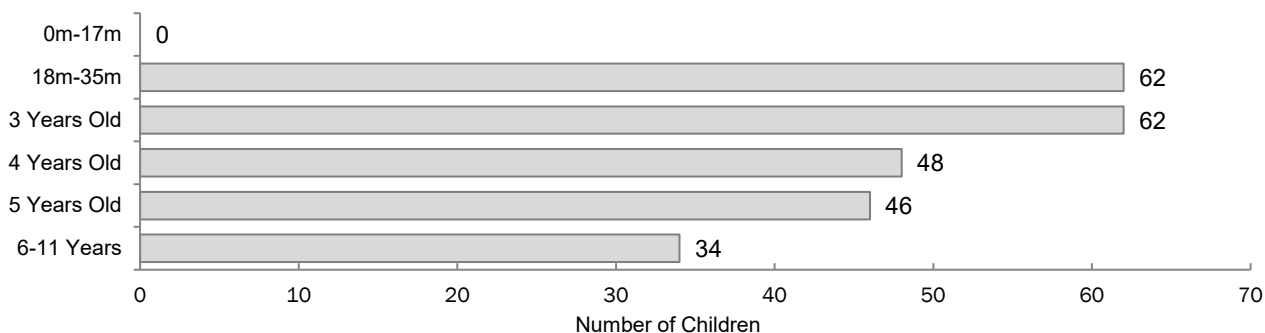
Children by Designation



Children by Program Type



Children by Age



Western Oregon  
UNIVERSITY

The Research Institute

# County Data Facts

All data as of July 31, 2021



## Josephine

17

### County Spark Participation

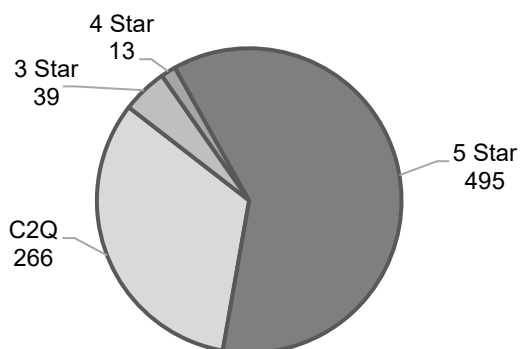
### Star Rated Programs

	# Licensed	C2Q	3-Star	4-Star	5-Star
CC	20	7	0	0	1
CF	11	3	2	0	1
RF	16	0	2	1	0
HS	10	0	0	0	9
AP	1	0	0	0	1
Totals	58	10	4	1	12

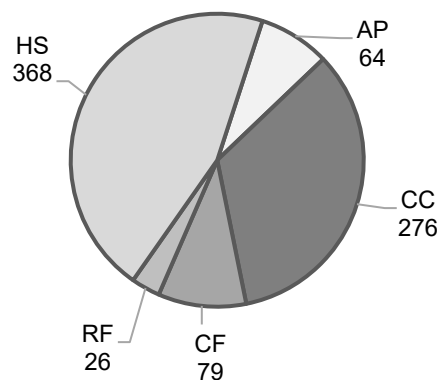
CC = Certified Center; CF = Certified Family; RF = Registered Family; HS = Head Start; AP = Alternative Pathway

### Children in Spark Programs: 813

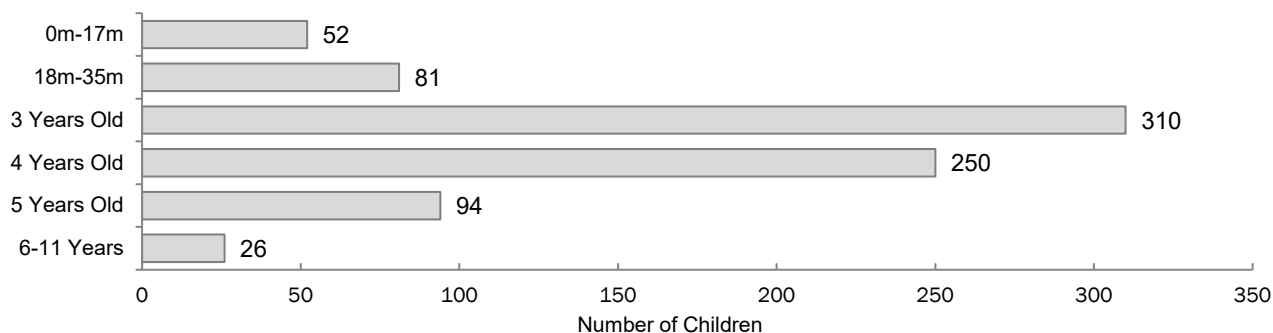
#### Children by Designation



#### Children by Program Type



#### Children by Age



Western Oregon  
UNIVERSITY

The Research Institute

# County Data Facts

All data as of July 31, 2021



## Klamath

11

### County Spark Participation

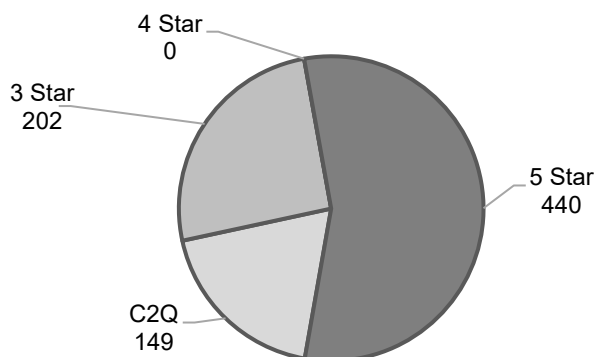
#### Star Rated Programs

	# Licensed	C2Q	3-Star	4-Star	5-Star
CC	9	2	1	0	1
CF	5	2	2	0	1
RF	19	1	1	0	0
HS	7	0	0	0	5
AP	2	3	0	0	0
Totals	42	8	4	0	7

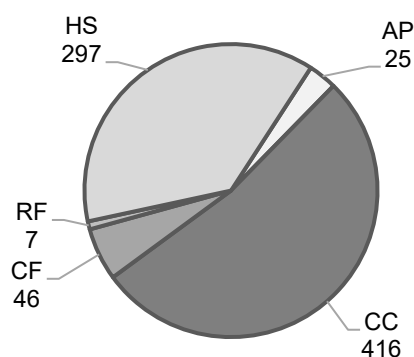
CC = Certified Center; CF = Certified Family; RF = Registered Family; HS = Head Start; AP = Alternative Pathway

### Children in Spark Programs: 791

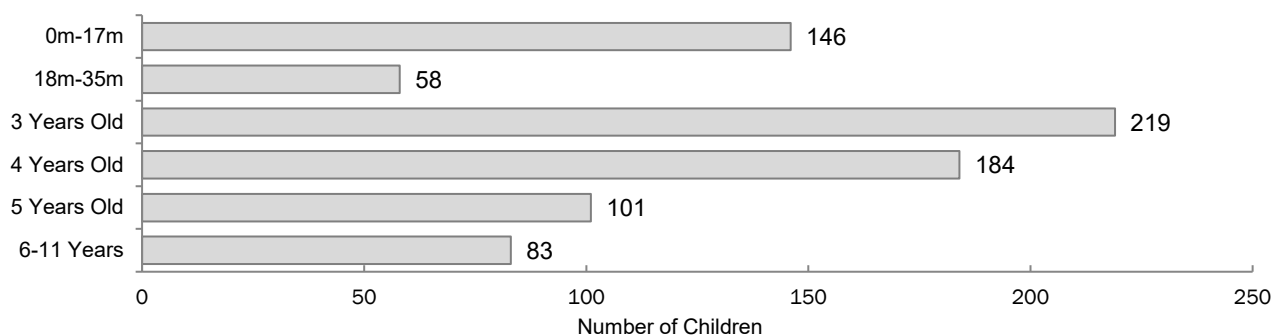
#### Children by Designation



#### Children by Program Type



#### Children by Age



Western Oregon  
UNIVERSITY


The Research Institute

# County Data Facts

All data as of July 31, 2021



## Lake




### County Spark Participation

	# Licensed	C2Q	Star Rated Programs		
			3-Star	4-Star	5-Star
CC	0	0	0	0	0
CF	0	0	0	0	0
RF	0	0	0	0	0
HS	1	0	0	0	1
AP	0	0	0	0	0
Totals	1	0	0	0	1

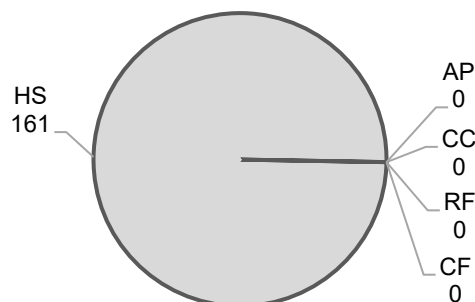
CC = Certified Center; CF = Certified Family; RF = Registered Family; HS = Head Start; AP = Alternative Pathway

### Children in Spark Programs: 161

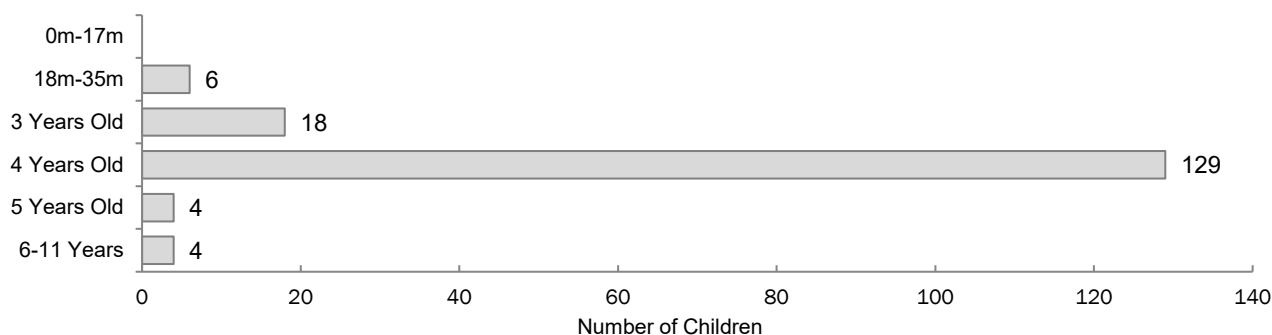
Children by Designation



Children by Program Type



Children by Age



Western Oregon  
UNIVERSITY

The Research Institute

# County Data Facts

All data as of July 31, 2021



## Lane

76

### County Spark Participation

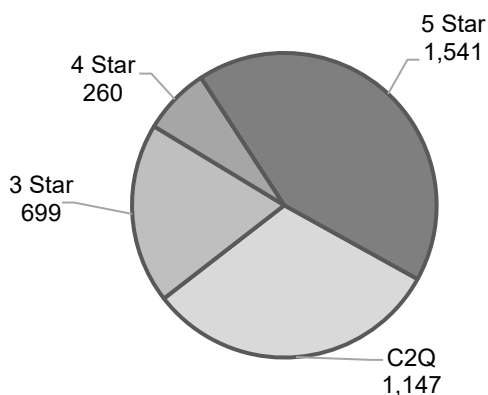
#### Star Rated Programs

	# Licensed	C2Q	3-Star	4-Star	5-Star
CC	73	19	9	1	11
CF	67	11	9	9	6
RF	79	1	6	0	1
HS	17	0	0	0	18
AP	7	2	1	4	1
Totals	243	33	25	14	37

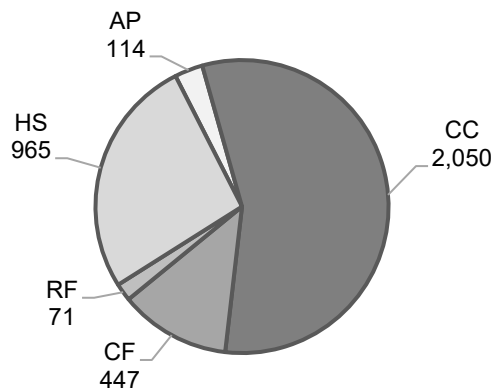
CC = Certified Center; CF = Certified Family; RF = Registered Family; HS = Head Start; AP = Alternative Pathway

### Children in Spark Programs: 3,647

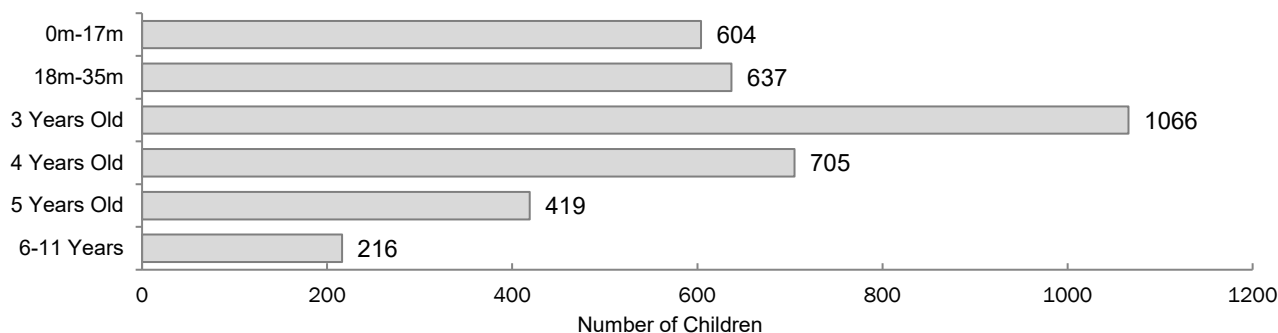
#### Children by Designation



#### Children by Program Type



#### Children by Age



Western Oregon  
UNIVERSITY

The Research Institute

# County Data Facts

All data as of July 31, 2021



## Lincoln

### County Spark Participation

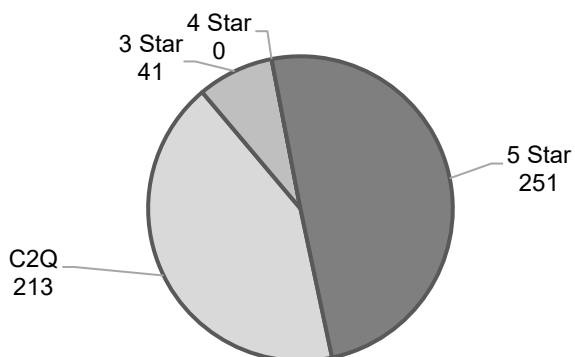
#### Star Rated Programs

	# Licensed	C2Q	3-Star	4-Star	5-Star
CC	4	2	0	0	1
CF	6	2	1	0	0
RF	7	0	2	0	0
HS	3	0	0	0	3
AP	5	5	0	0	0
Totals	20	4	3	0	4

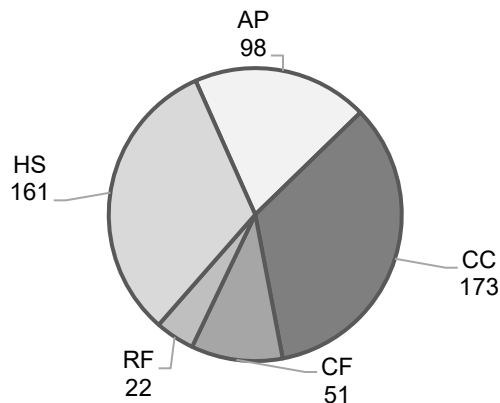
CC = Certified Center; CF = Certified Family; RF = Registered Family; HS = Head Start; AP = Alternative Pathway

### Children in Spark Programs: 505

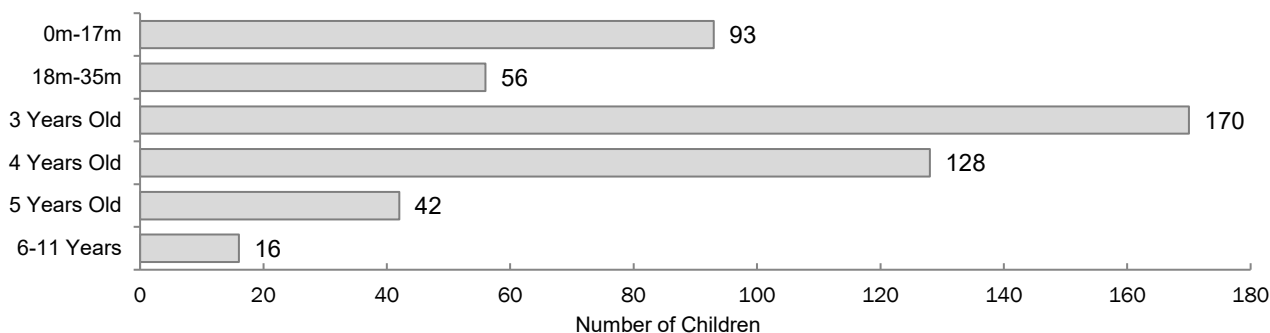
#### Children by Designation



#### Children by Program Type



#### Children by Age



Western Oregon  
UNIVERSITY

The Research Institute



# County Data Facts

All data as of July 31, 2021



## Linn

12

### County Spark Participation

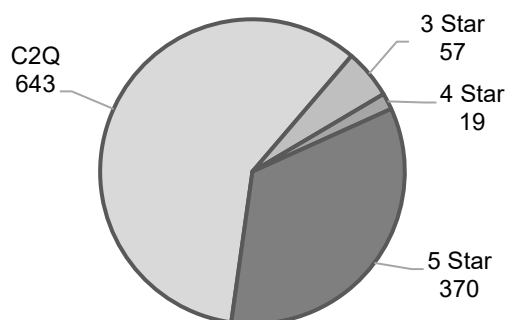
#### Star Rated Programs

	# Licensed	C2Q	3-Star	4-Star	5-Star
CC	17	10	1	0	1
CF	15	6	2	0	0
RF	34	4	3	1	0
HS	5	0	0	0	4
AP	1	1	0	0	0
Totals	72	21	6	1	5

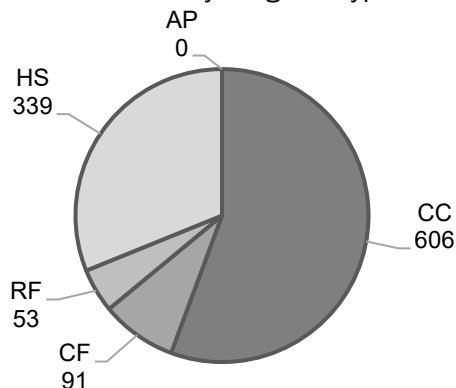
CC = Certified Center; CF = Certified Family; RF = Registered Family; HS = Head Start; AP = Alternative Pathway

### Children in Spark Programs: 1,089

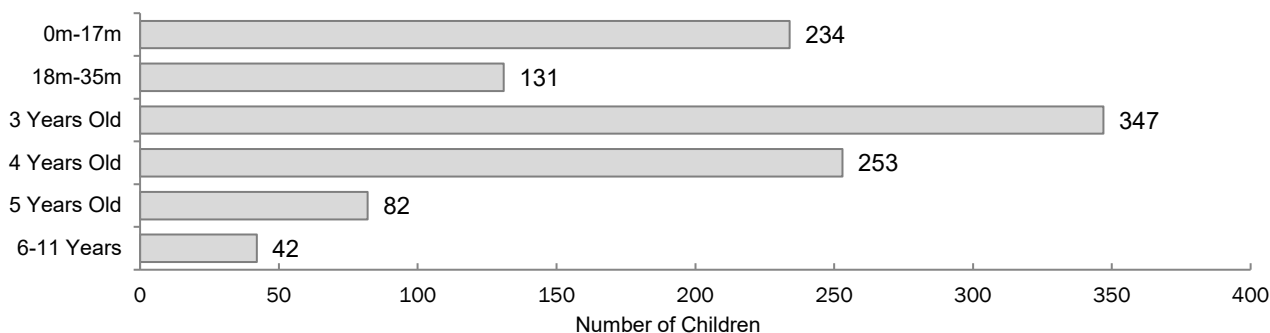
#### Children by Designation



#### Children by Program Type



#### Children by Age



Western Oregon  
UNIVERSITY

The Research Institute

# County Data Facts

All data as of July 31, 2021



## Malheur

11

### County Spark Participation

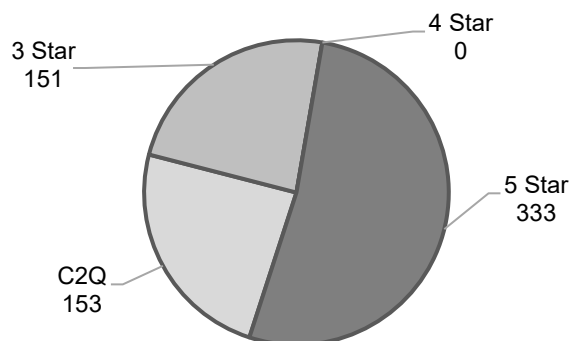
#### Star Rated Programs

	# Licensed	C2Q	3-Star	4-Star	5-Star
CC	4	2	1	0	0
CF	4	1	2	0	0
RF	9	2	4	0	0
HS	9	1	0	0	4
AP	1	2	0	0	0
Totals	27	8	7	0	4

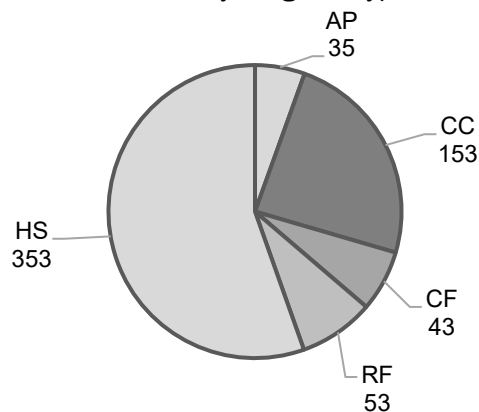
CC = Certified Center; CF = Certified Family; RF = Registered Family; HS = Head Start; AP = Alternative Pathway

### Children in Spark Programs: 637

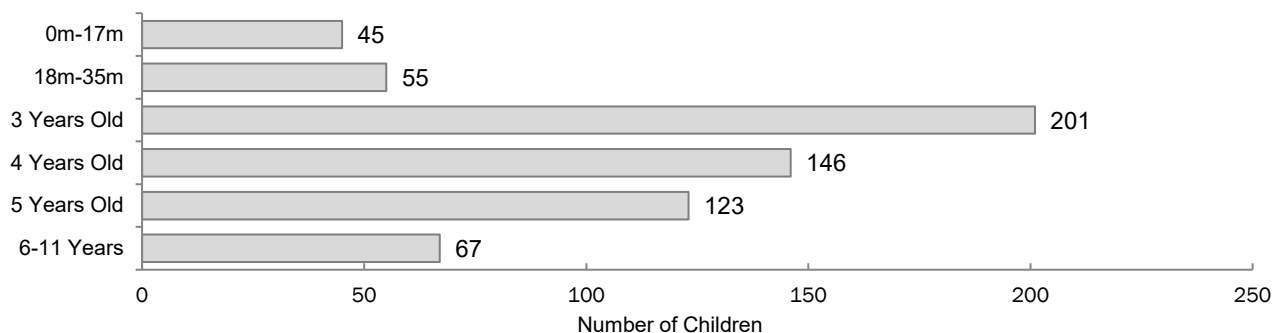
#### Children by Designation



#### Children by Program Type



#### Children by Age



Western Oregon  
UNIVERSITY

The Research Institute

# County Data Facts

All data as of July 31, 2021



## Marion

61

### County Spark Participation

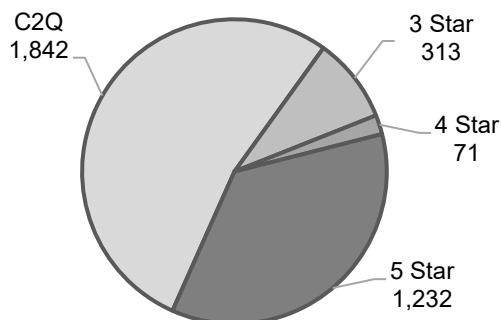
#### Star Rated Programs

	# Licensed	C2Q	3-Star	4-Star	5-Star
CC	66	36	2	2	2
CF	68	7	11	3	11
RF	140	21	9	0	2
HS	20	1	0	0	16
AP	3	5	0	0	3
Totals	297	70	22	5	34

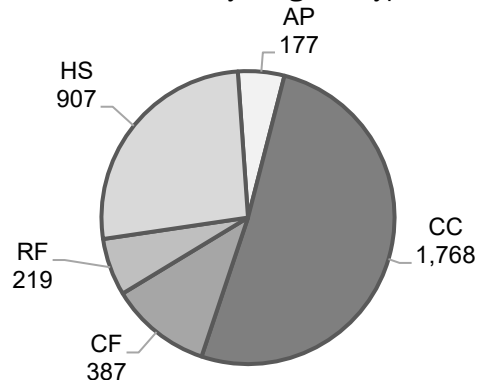
CC = Certified Center; CF = Certified Family; RF = Registered Family; HS = Head Start; AP = Alternative Pathway

### Children in Spark Programs: 3,458

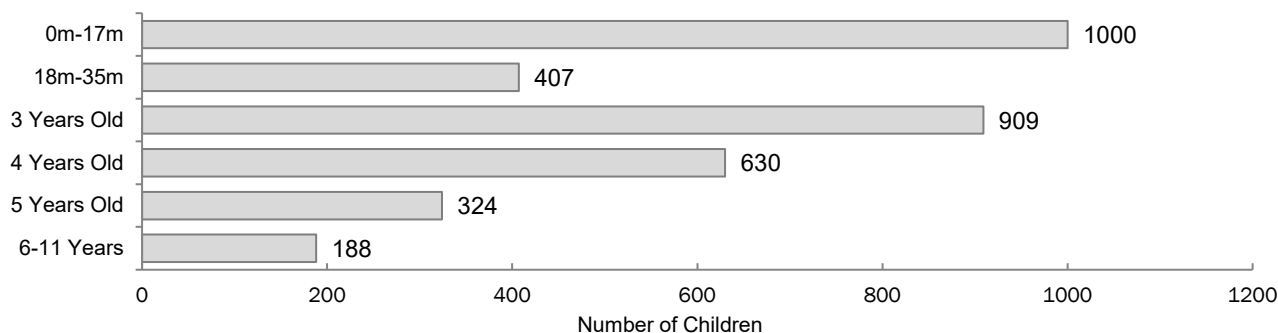
#### Children by Designation



#### Children by Program Type



#### Children by Age



Western Oregon  
UNIVERSITY

The Research Institute

# County Data Facts

All data as of July 31, 2021



## Morrow

County Spark Participation

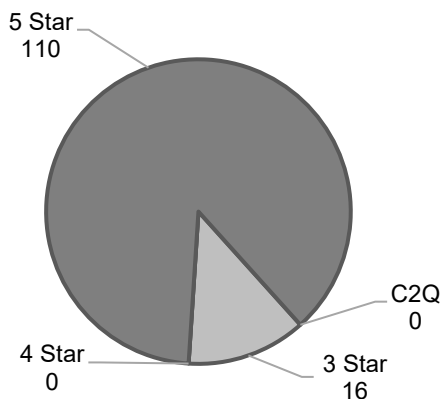
Star Rated Programs

	# Licensed	C2Q	3-Star	4-Star	5-Star
CC	3	0	1	0	0
CF	0	0	0	0	0
RF	0	0	0	0	0
HS	3	0	0	0	2
AP	0	0	0	0	0
Totals	6	0	1	0	2

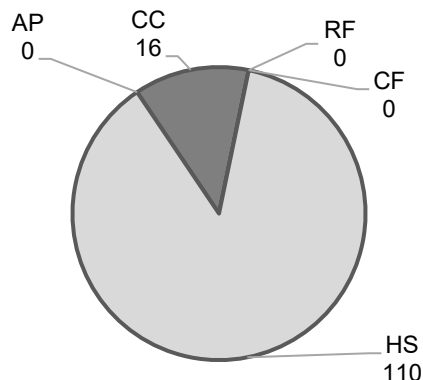
CC = Certified Center; CF = Certified Family; RF = Registered Family; HS = Head Start; AP = Alternative Pathway

### Children in Spark Programs: 126

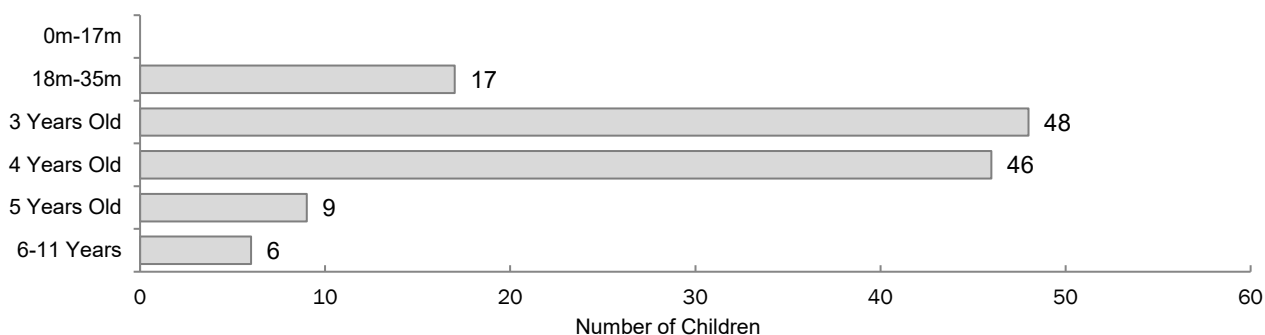
Children by Designation



Children by Program Type



Children by Age



Western Oregon  
UNIVERSITY

The Research Institute

# County Data Facts

All data as of July 31, 2021



## Multnomah

137

### County Spark Participation

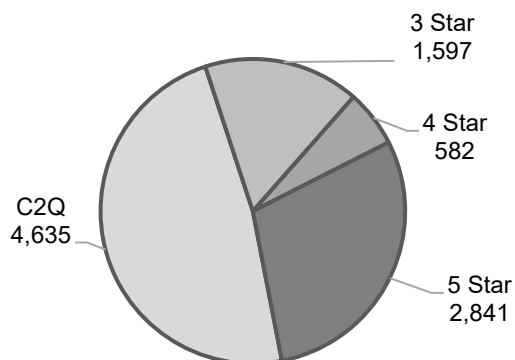
#### Star Rated Programs

	# Licensed	C2Q	3-Star	4-Star	5-Star
CC	190	59	16	7	10
CF	188	59	17	6	13
RF	254	39	27	0	0
HS	56	1	1	0	36
AP	7	0	1	1	2
Totals	695	158	62	14	61

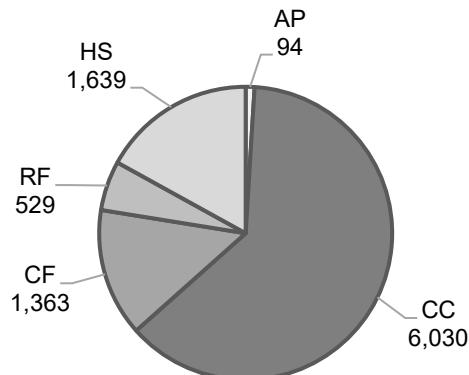
CC = Certified Center; CF = Certified Family; RF = Registered Family; HS = Head Start; AP = Alternative Pathway

### Children in Spark Programs: 9,655

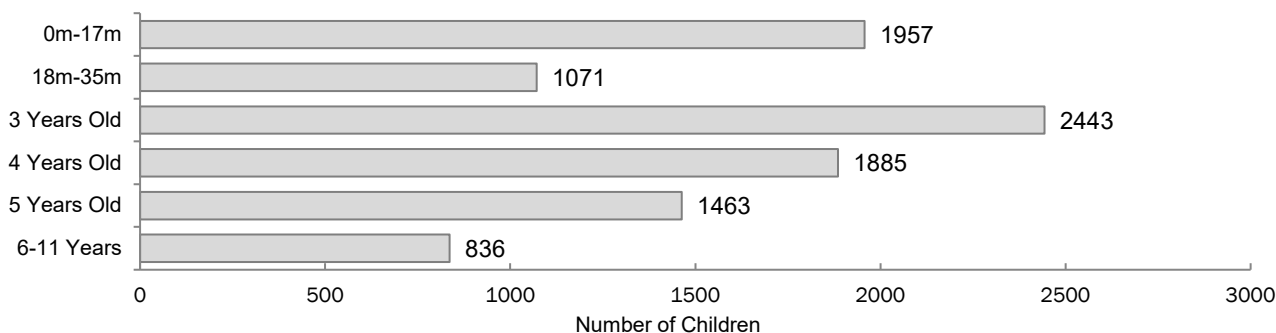
#### Children by Designation



#### Children by Program Type



#### Children by Age



Western Oregon  
UNIVERSITY

The Research Institute

# County Data Facts

All data as of July 31, 2021



## Polk

13

### County Spark Participation

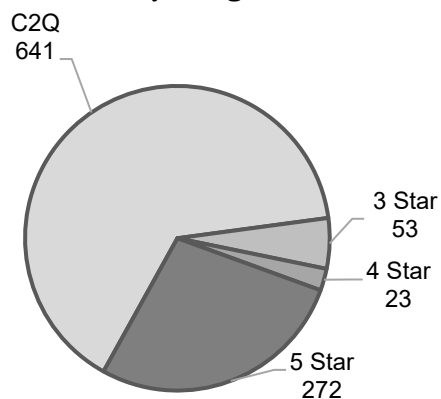
#### Star Rated Programs

	# Licensed	C2Q	3-Star	4-Star	5-Star
CC	15	8	1	0	3
CF	20	13	1	1	1
RF	24	9	2	1	0
HS	4	1	0	0	3
AP	0	0	0	0	0
Totals	63	31	4	2	7

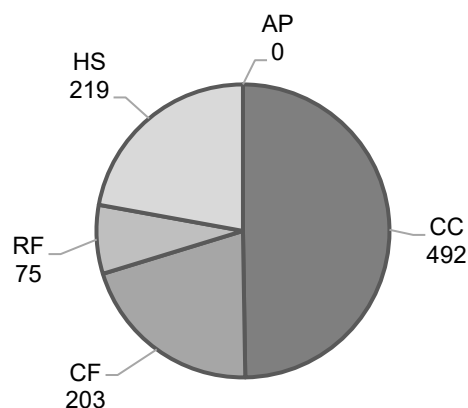
CC = Certified Center; CF = Certified Family; RF = Registered Family; HS = Head Start; AP = Alternative Pathway

### Children in Spark Programs: 989

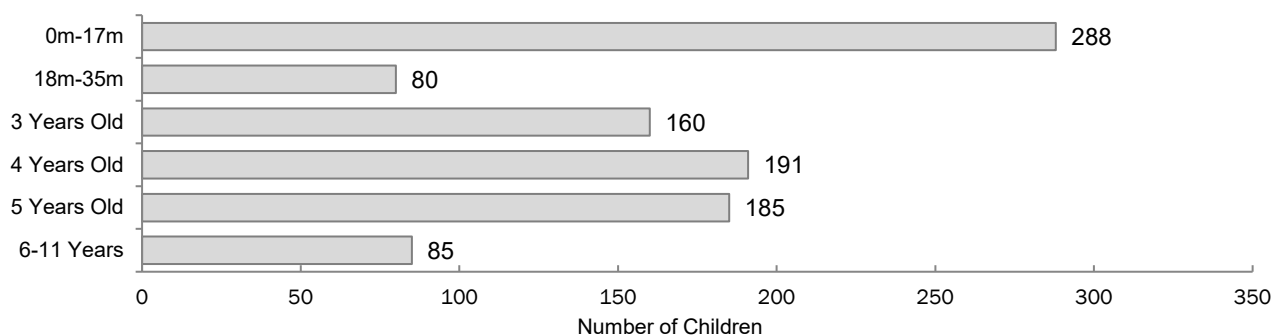
Children by Designation



Children by Program Type



Children by Age



Western Oregon  
UNIVERSITY

The Research Institute

# County Data Facts

All data as of July 31, 2021



## Sherman

County Spark Participation

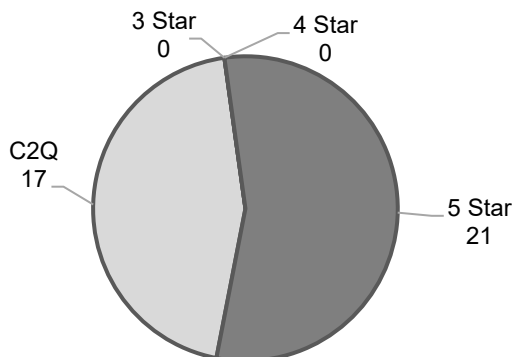
Star Rated Programs

	# Licensed	C2Q	3-Star	4-Star	5-Star
CC	0	0	0	0	1
CF	2	1	0	0	0
RF	0	0	0	0	0
HS	1	0	0	0	0
AP	0	0	0	0	0
Totals	3	1	0	0	1

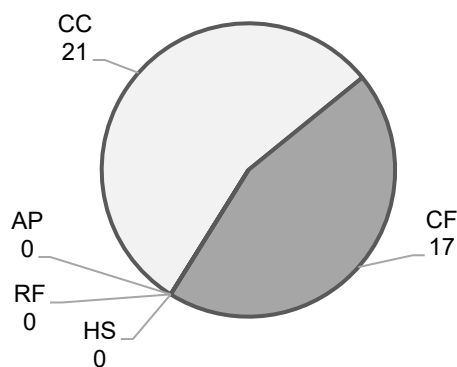
CC = Certified Center; CF = Certified Family; RF = Registered Family; HS = Head Start; AP = Alternative Pathway

### Children in Spark Programs: 38

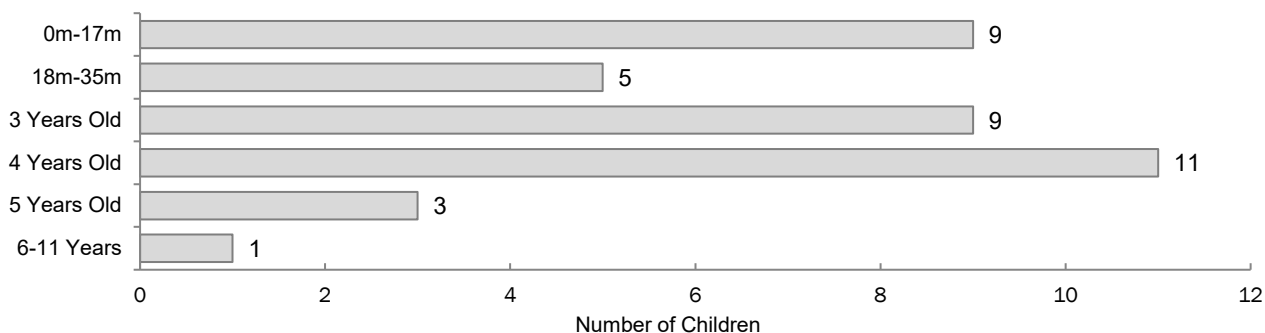
Children by Designation



Children by Program Type



Children by Age



Western Oregon  
UNIVERSITY

The Research Institute

# County Data Facts

All data as of July 31, 2021



## Tillamook



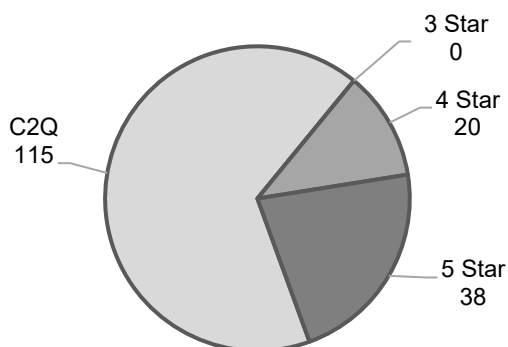
### County Spark Participation

	# Licensed	C2Q	Star Rated Programs		
			3-Star	4-Star	5-Star
CC	2	1	0	1	0
CF	1	0	0	0	0
RF	4	4	0	0	0
HS	3	0	0	0	1
AP	1	1	0	1	0
Totals	11	6	0	2	1

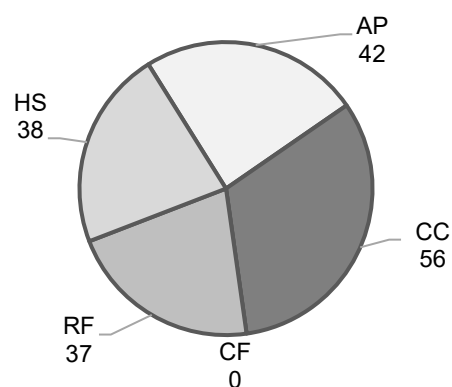
CC = Certified Center; CF = Certified Family; RF = Registered Family; HS = Head Start; AP = Alternative Pathway

### Children in Spark Programs: 173

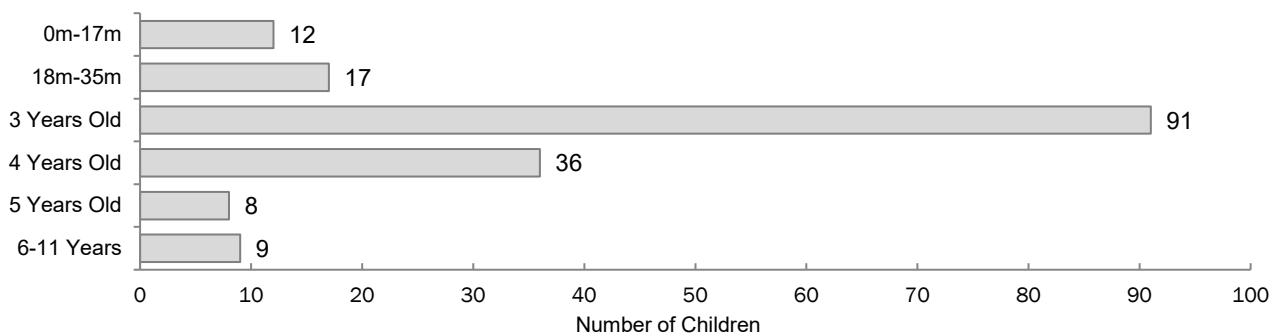
Children by Designation



Children by Program Type



Children by Age



Western Oregon  
UNIVERSITY

The Research Institute



# County Data Facts

All data as of July 31, 2021



## Umatilla

18

### County Spark Participation

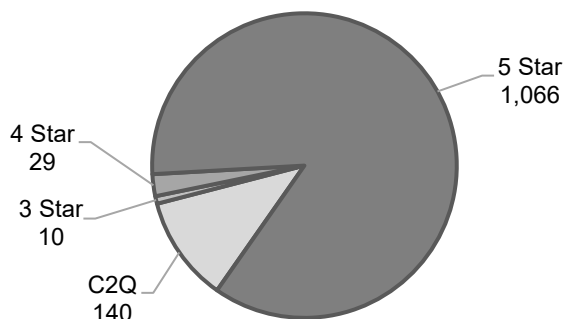
#### Star Rated Programs

	# Licensed	C2Q	3-Star	4-Star	5-Star
CC	9	1	0	0	2
CF	13	4	1	1	1
RF	39	5	1	1	0
HS	13	0	0	0	11
AP	0	1	0	0	0
Totals	74	11	2	2	14

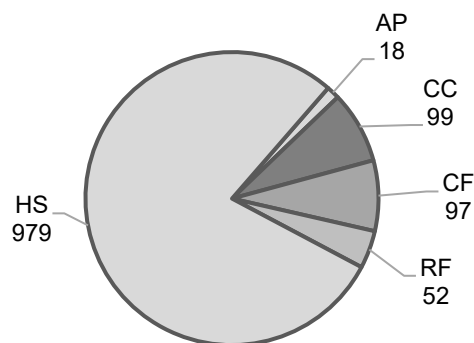
CC = Certified Center; CF = Certified Family; RF = Registered Family; HS = Head Start; AP = Alternative Pathway

### Children in Spark Programs: 1,245

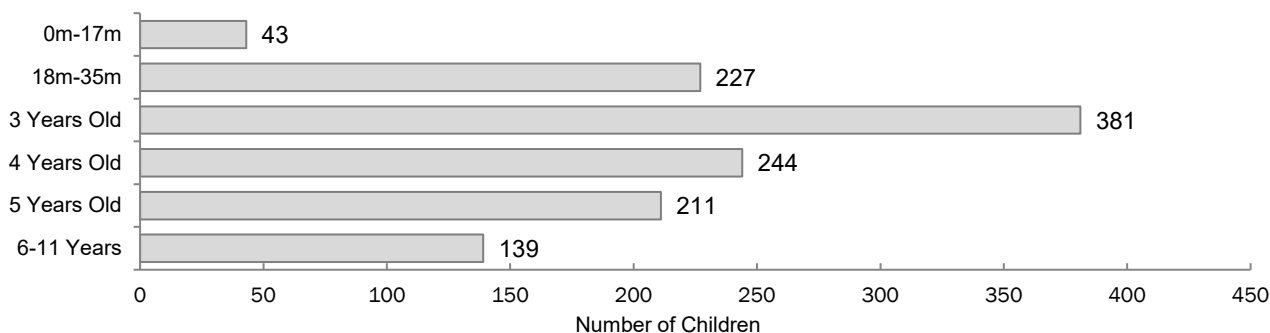
#### Children by Designation



#### Children by Program Type



#### Children by Age



Western Oregon  
UNIVERSITY


The Research Institute

# County Data Facts

All data as of July 31, 2021



## Union



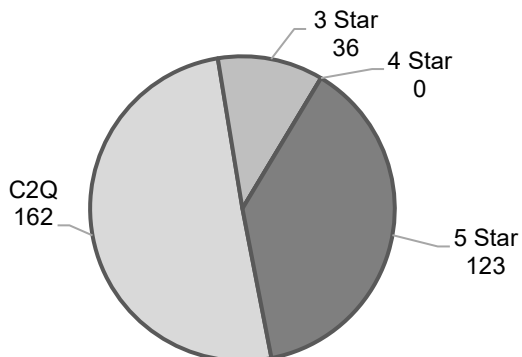
### County Spark Participation

	# Licensed	C2Q	Star Rated Programs		
			3-Star	4-Star	5-Star
CC	3	0	0	0	0
CF	4	2	0	0	0
RF	23	15	4	0	0
HS	5	0	0	0	4
AP	0	0	0	0	0
Totals	35	17	4	0	4

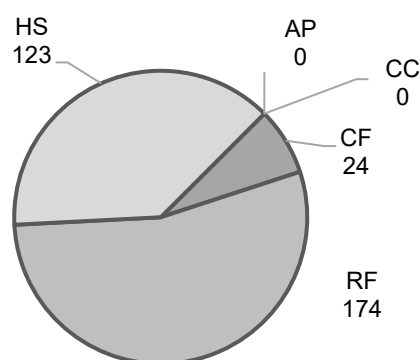
CC = Certified Center; CF = Certified Family; RF = Registered Family; HS = Head Start; AP = Alternative Pathway

### Children in Spark Programs: 321

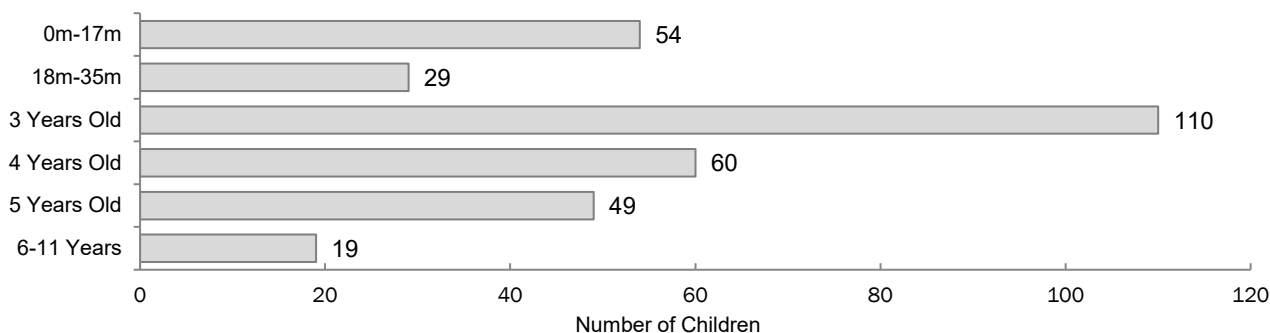
Children by Designation



Children by Program Type



Children by Age



Western Oregon  
UNIVERSITY

The Research Institute

# County Data Facts

All data as of July 31, 2021



## Wallowa

County Spark Participation

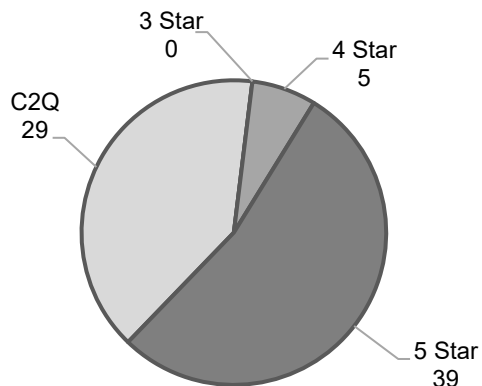
Star Rated Programs

	# Licensed	C2Q	3-Star	4-Star	5-Star
CC	0	0	0	1	0
CF	3	1	0	0	0
RF	1	2	0	0	0
HS	3	0	0	0	2
AP	0	0	0	0	0
Totals	7	3	0	1	2

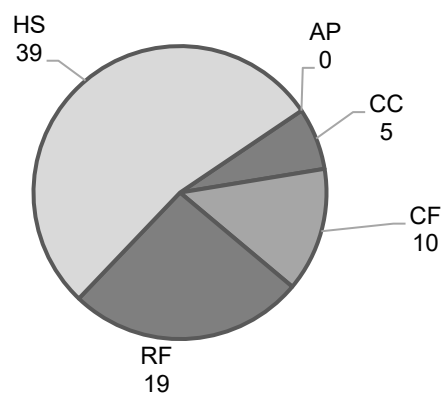
CC = Certified Center; CF = Certified Family; RF = Registered Family; HS = Head Start; AP = Alternative Pathway

### Children in Spark Programs: 73

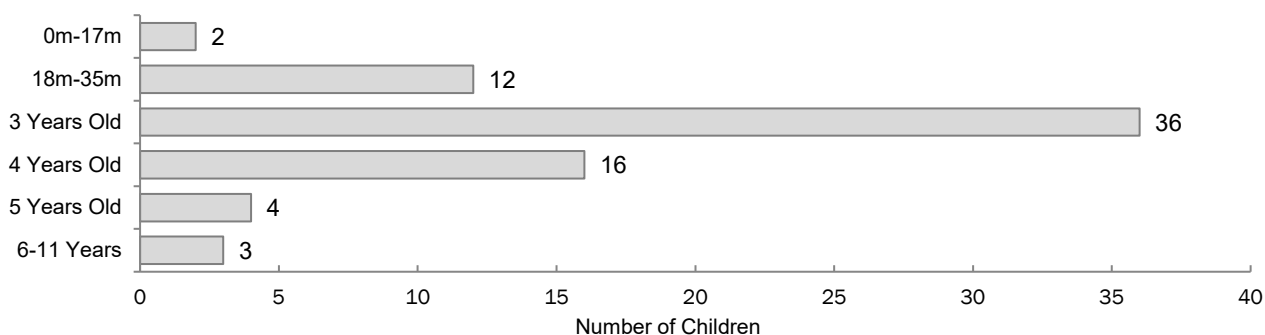
Children by Designation



Children by Program Type



Children by Age



Western Oregon  
UNIVERSITY

The Research Institute

# County Data Facts

All data as of July 31, 2021



## Wasco

8

### County Spark Participation

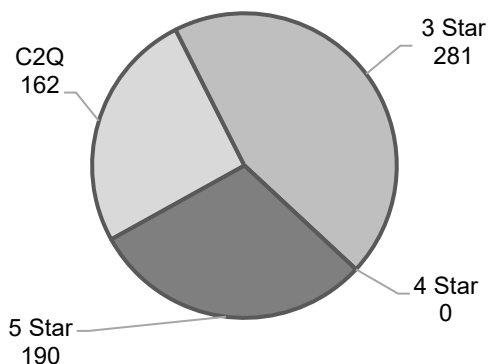
#### Star Rated Programs

	# Licensed	C2Q	3-Star	4-Star	5-Star
CC	2	1	1	0	0
CF	6	4	1	0	0
RF	15	7	1	0	0
HS	6	0	0	0	5
AP	1	0	0	0	0
Totals	30	12	3	0	5

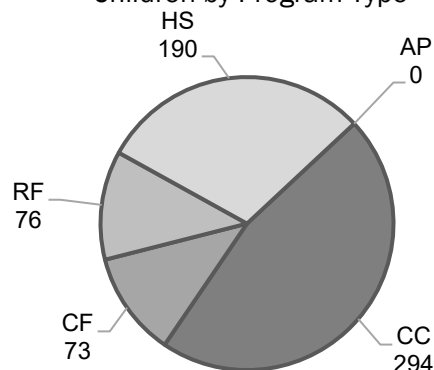
CC = Certified Center; CF = Certified Family; RF = Registered Family; HS = Head Start; AP = Alternative Pathway

### Children in Spark Programs: 633

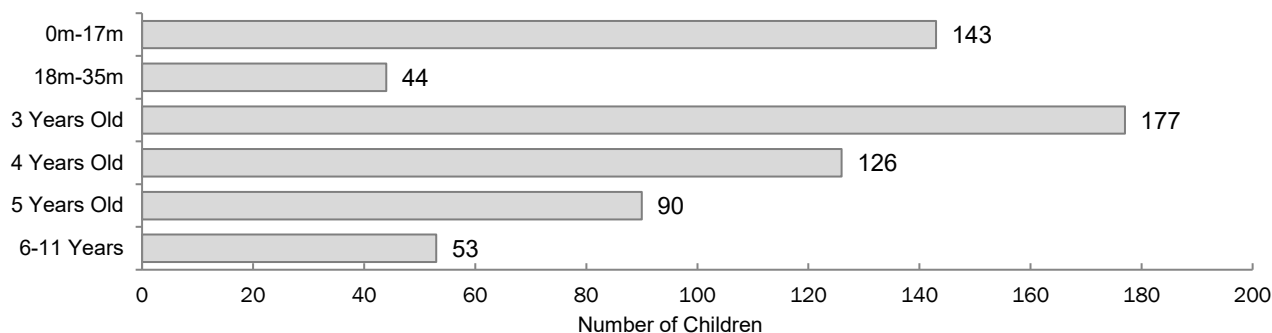
#### Children by Designation



#### Children by Program Type



#### Children by Age



Western Oregon  
UNIVERSITY

The Research Institute

# County Data Facts

All data as of July 31, 2021



## Washington

72

### County Spark Participation

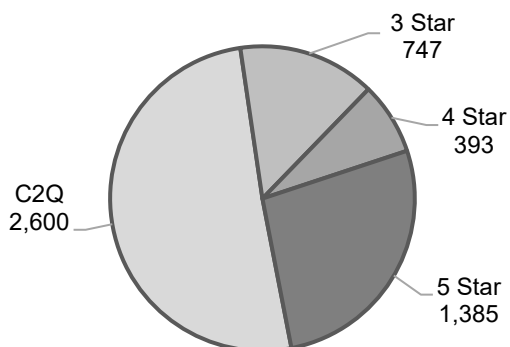
#### Star Rated Programs

	# Licensed	C2Q	3-Star	4-Star	5-Star
CC	152	26	6	5	3
CF	184	67	15	4	7
RF	174	48	9	1	1
HS	32	2	2	0	13
AP	12	6	2	1	3
Totals	554	149	34	11	27

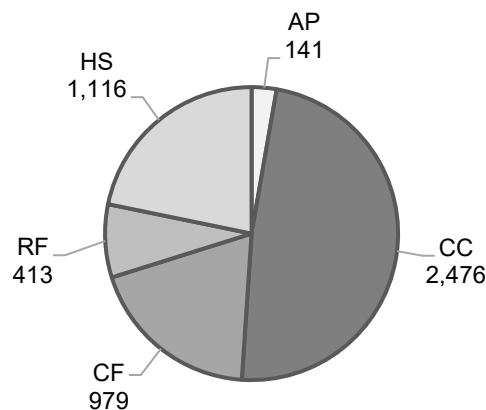
CC = Certified Center; CF = Certified Family; RF = Registered Family; HS = Head Start; AP = Alternative Pathway

### Children in Spark Programs: 5,125

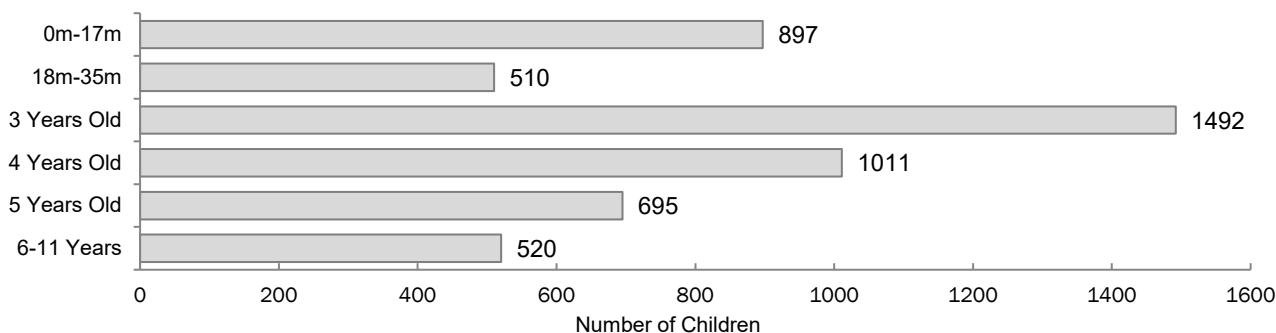
Children by Designation



Children by Program Type



Children by Age



Western Oregon  
UNIVERSITY

The Research Institute

# County Data Facts

All data as of July 31, 2021



## Wheeler

County Spark Participation

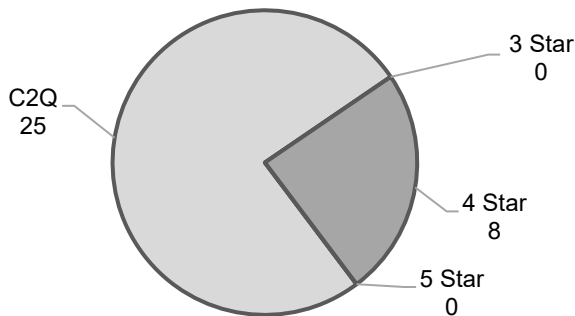
Star Rated Programs

	# Licensed	C2Q	3-Star	4-Star	5-Star
CC	0	0	0	0	0
CF	0	0	0	0	0
RF	1	0	0	0	0
HS	1	0	0	0	0
AP	1	2	0	1	0
Totals	3	2	0	1	0

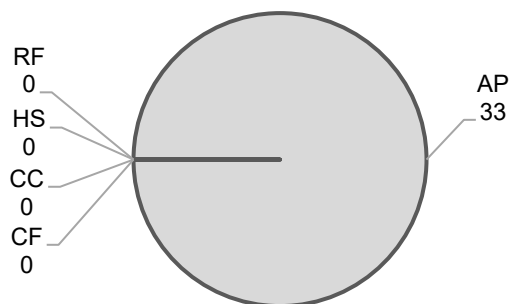
CC = Certified Center; CF = Certified Family; RF = Registered Family; HS = Head Start; AP = Alternative Pathway

### Children in Spark Programs: 33

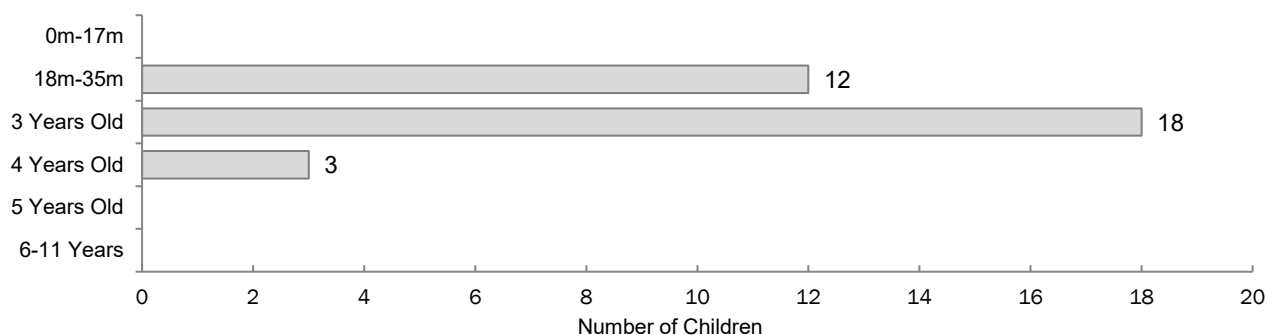
Children by Designation



Children by Program Type



Children by Age



Western Oregon  
UNIVERSITY

The Research Institute

# County Data Facts

All data as of July 31, 2021



## Yamhill

17

### County Spark Participation

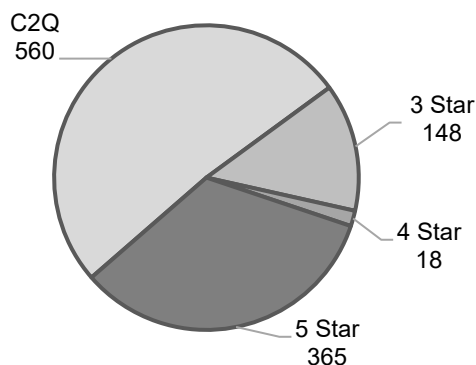
#### Star Rated Programs

	# Licensed	C2Q	3-Star	4-Star	5-Star
CC	18	5	2	0	0
CF	28	5	2	2	3
RF	22	2	1	0	2
HS	6	0	0	0	4
AP	2	2	1	0	0
Totals	76	14	6	2	9

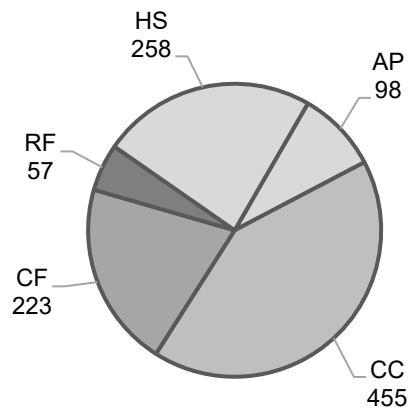
CC = Certified Center; CF = Certified Family; RF = Registered Family; HS = Head Start; AP = Alternative Pathway

### Children in Spark Programs: 1,091

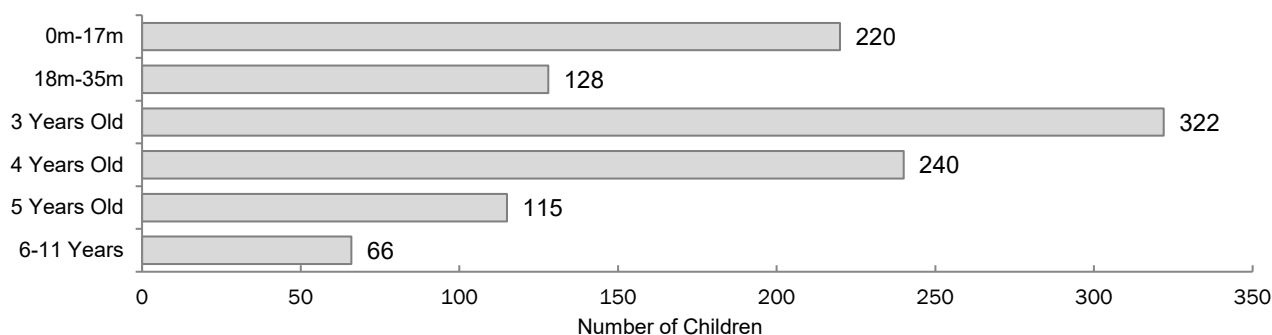
Children by Designation



Children by Program Type



Children by Age



Western Oregon  
UNIVERSITY

The Research Institute