



Data Facts

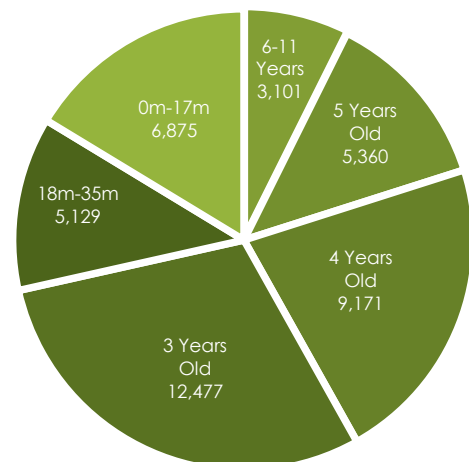
August 31, 2021

OregonSpark.org/qris

Spark, Oregon's Quality Rating and Improvement System is a system designed to raise the quality and consistency of early learning programs across the state. Spark aligns with the national trend of QRISs that recognizes, rewards, and builds on the current quality of early learning. Spark provides a framework for program quality improvement while providing a tool that helps parents looking for quality early learning and care options.

Visit <http://www.oregonspark.org> for more information on requirements and standards.

There were 42,113 children in Early Learning & Development Programs (ELDPs) that had achieved a Commitment to Quality (C2Q) rating or above. Four in five (79%) of those children are in child care centers, 13% are in certified family child care, and 6% are in registered family child care. ELDPs that have attained a 3-, 4-, or 5-star rating provide service to 24,311 children. The age distribution of children in C2Q or star rated programs is highlighted in the figure. Head Start programs participating in the QRIS provide services to 12,112 children.



Total Children in Programs Participating in QRIS

42,113

This report reflects information gathered as of Aug 31, 2021.
For additional information please contact: 1-877-768-8290

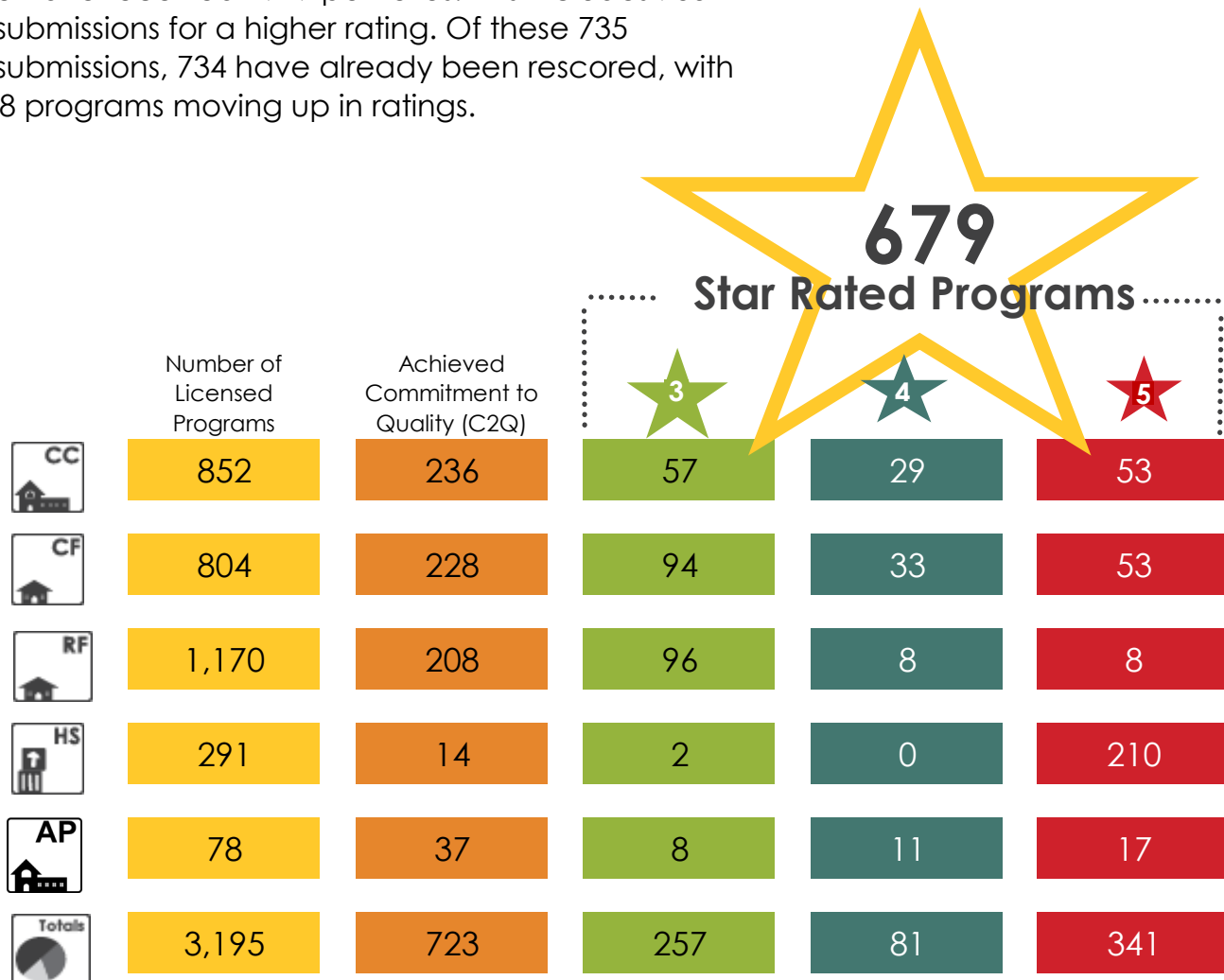
Data Fact Archive



Data Facts

August 31, 2021
OregonSpark.org/qris

We have received 1949 portfolios. This includes 735 resubmissions for a higher rating. Of these 735 resubmissions, 734 have already been rescored, with 638 programs moving up in ratings.



CC = Certified Center; **CF** = Certified Family; **RF** = Registered Family; **HS** = Head Start; **AP** = Alternative Pathway

Alternative Pathway (AP) indicates programs that are license exempt due to their association with school districts. These School Partner programs may have been licensed in the past and are still eligible for Spark participation. There are other School Partner programs that are not currently participating in Spark. However, the full list is not available yet so there may be discrepancies in the Data Facts until all School Partners and School Partners participating in Spark (AP) can be identified.

This report reflects information gathered as of Aug 31, 2021.
For additional information please contact: 1-877-768-8290

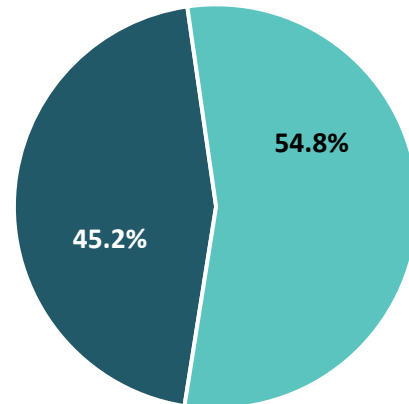
Data Fact Archive

Participation

This infographic shows the percentage of child care programs participating in Oregon's Spark by county.

Breakdown by Type

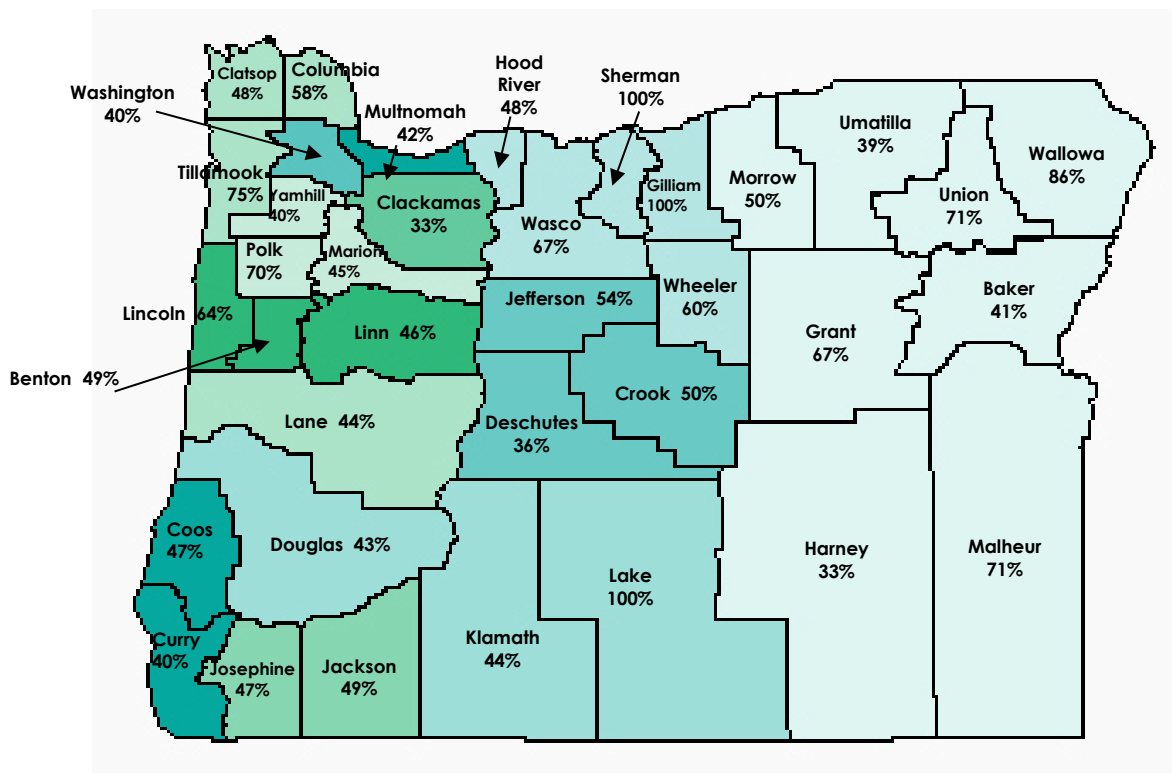
Centers includes licensed, alternative pathway, and Head Start programs. Family Child Care includes both large certified family and small registered family programs. There are 1402 programs participating in total.



Breakdown by Participation

Participation is a percentage of the total number of eligible programs in each county.

■ Centers ■ Family Child Care



Produced by the Center on Research, Evaluation & Analysis - The Research Institute at Western Oregon University

County Data Facts

All data as of August 31, 2021



Baker

County Spark Participation

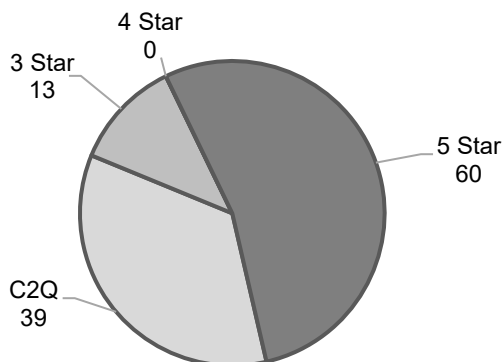
Star Rated Programs

	# Licensed	C2Q	3-Star	4-Star	5-Star
CC	3	1	0	0	0
CF	1	1	0	0	0
RF	12	3	1	0	0
HS	1	0	0	0	1
AP	0	0	0	0	0
Totals	17	5	1	0	1

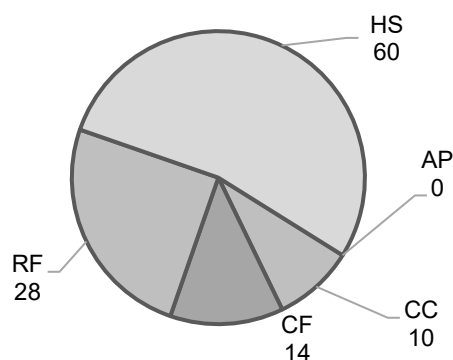
CC = Certified Center; CF = Certified Family; RF = Registered Family; HS = Head Start; AP = Alternative Pathway

Children in Spark Programs: 112

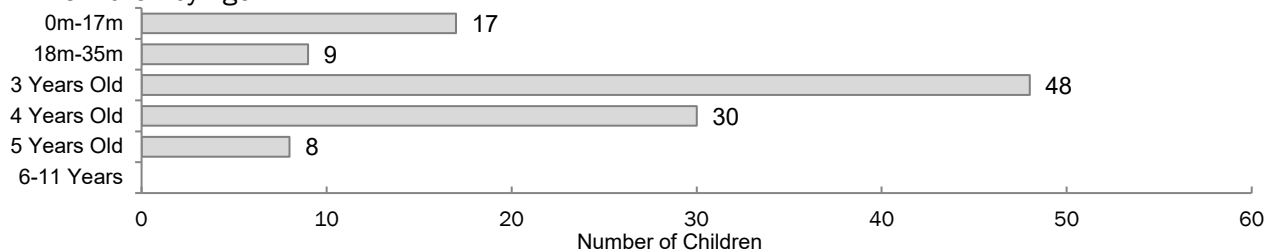
Children by Designation



Children by Program Type



Children by Age



Western Oregon
UNIVERSITY

The Research Institute

County Data Facts

All data as of August 31, 2021



Benton

13

County Spark Participation

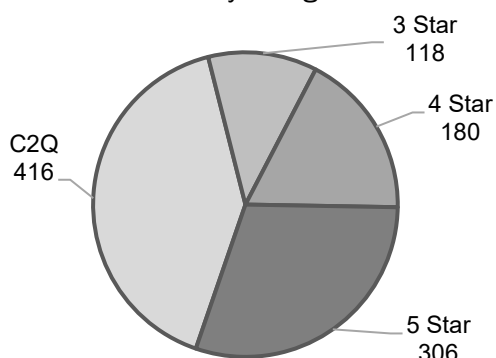
Star Rated Programs

	# Licensed	C2Q	3-Star	4-Star	5-Star
CC	24	10	1	2	4
CF	9	0	0	0	1
RF	13	1	1	2	0
HS	3	0	0	0	2
AP	0	0	0	0	0
Totals	49	11	2	4	7

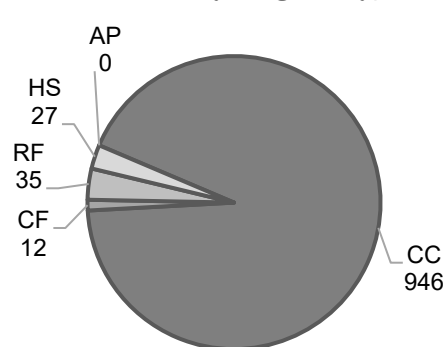
CC = Certified Center; CF = Certified Family; RF = Registered Family; HS = Head Start; AP = Alternative Pathway

Children in Spark Programs: 1,020

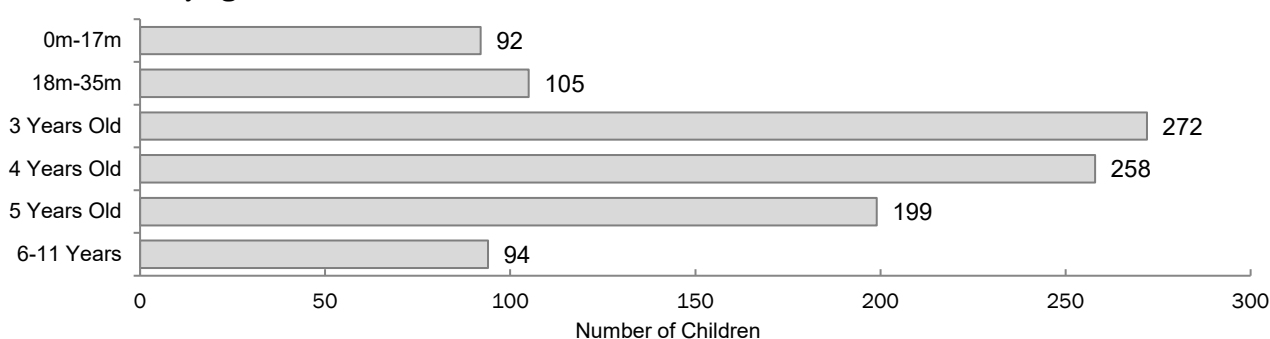
Children by Designation



Children by Program Type



Children by Age



Western Oregon
UNIVERSITY

The Research Institute

County Data Facts

All data as of August 31, 2021



Clackamas

35

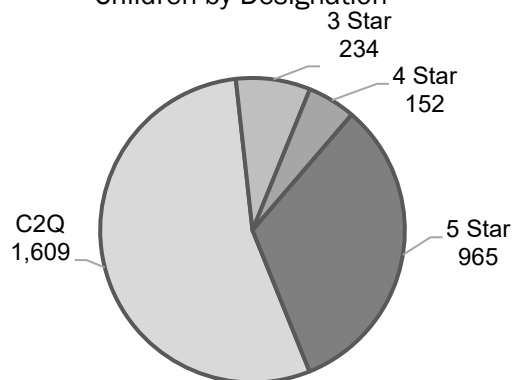
Star Rated Programs

	# Licensed	C2Q	3-Star	4-Star	5-Star
CC	88	19	1	2	3
CF	53	11	7	1	3
RF	78	8	5	0	0
HS	18	2	0	0	12
AP	5	4	1	0	0
Totals	242	44	14	3	18

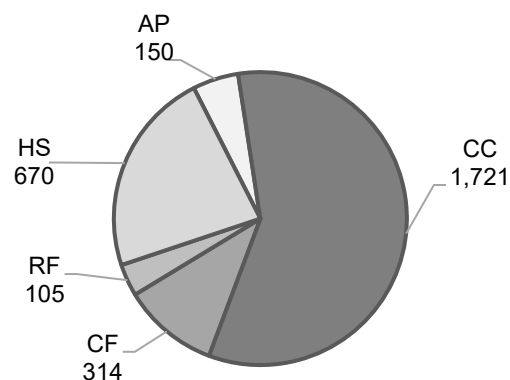
CC = Certified Center; CF = Certified Family; RF = Registered Family; HS = Head Start; AP = Alternative Pathway

Children in Spark Programs: 2,960

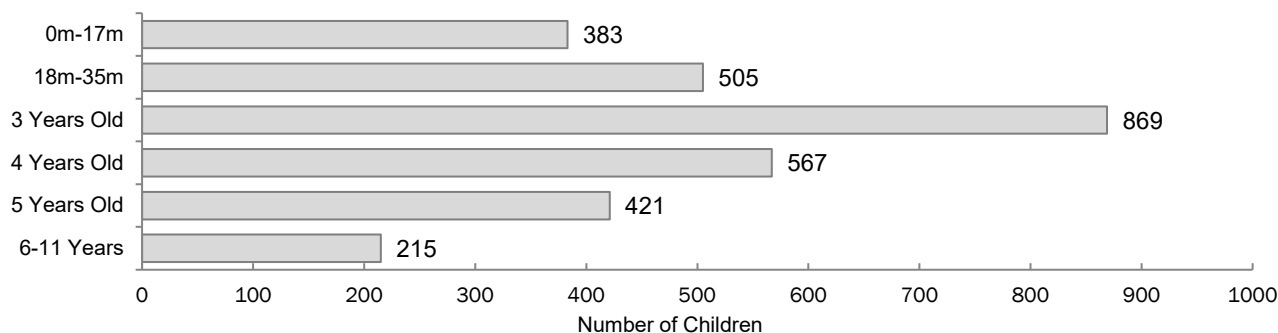
Children by Designation



Children by Program Type



Children by Age



Western Oregon
UNIVERSITY

The Research Institute

County Data Facts

All data as of August 31, 2021



Clatsop

County Spark Participation

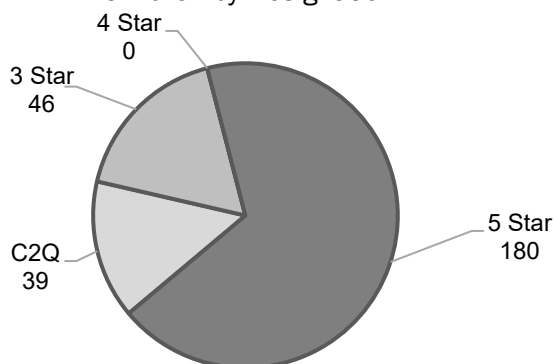
Star Rated Programs

	# Licensed	C2Q	3-Star	4-Star	5-Star
CC	7	0	1	0	0
CF	1	1	0	0	0
RF	8	3	1	0	0
HS	4	0	0	0	3
AP	1	0	0	0	1
Totals	21	4	2	0	4

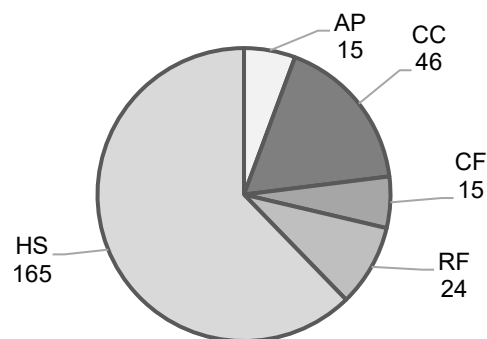
CC = Certified Center; CF = Certified Family; RF = Registered Family; HS = Head Start; AP = Alternative Pathway

Children in Spark Programs: 265

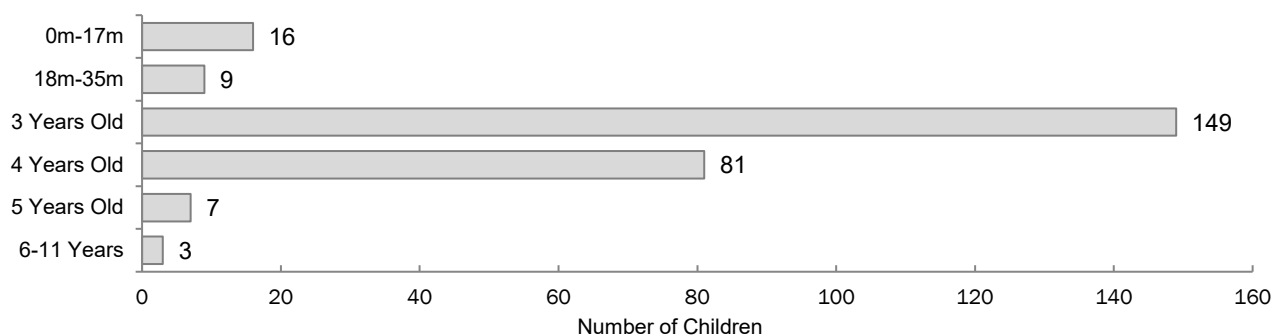
Children by Designation



Children by Program Type



Children by Age



Western Oregon
UNIVERSITY

The Research Institute

County Data Facts

All data as of August 31, 2021



Columbia

14

County Spark Participation

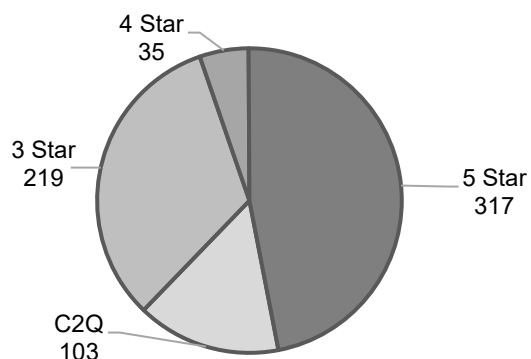
Star Rated Programs

	# Licensed	C2Q	3-Star	4-Star	5-Star
CC	7	2	2	0	1
CF	4	1	2	0	0
RF	13	2	1	0	0
HS	5	0	0	0	4
AP	4	0	0	1	3
Totals	33	5	5	1	8

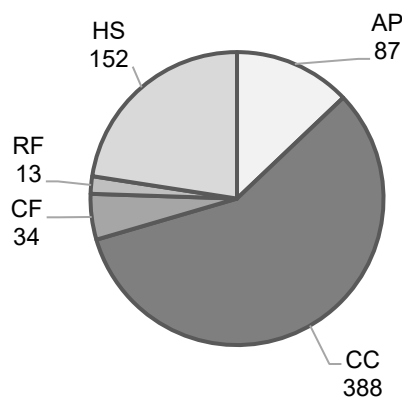
CC = Certified Center; CF = Certified Family; RF = Registered Family; HS = Head Start; AP = Alternative Pathway

Children in Spark Programs: 674

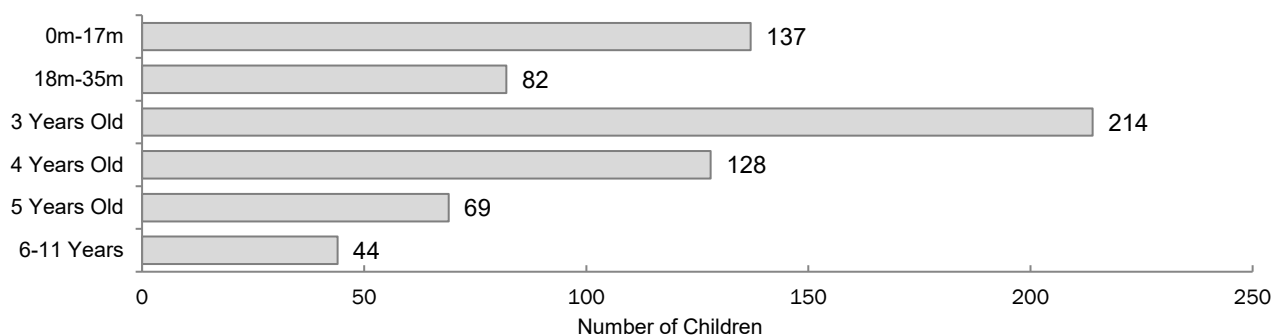
Children by Designation



Children by Program Type



Children by Age



Western Oregon
UNIVERSITY

The Research Institute

County Data Facts

All data as of August 31, 2021



Coos

11

County Spark Participation

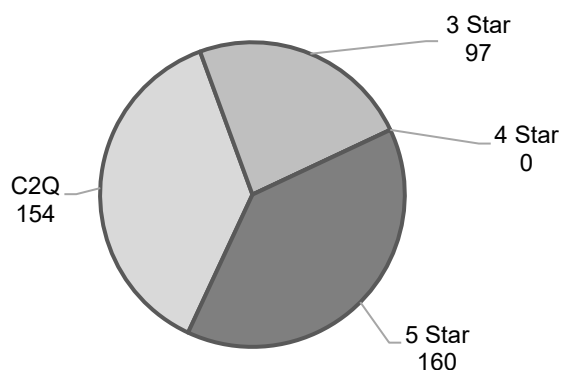
Star Rated Programs

	# Licensed	C2Q	3-Star	4-Star	5-Star
CC	6	4	1	0	0
CF	5	0	3	0	0
RF	20	2	3	0	0
HS	6	0	0	0	4
AP	1	1	0	0	0
Totals	38	7	7	0	4

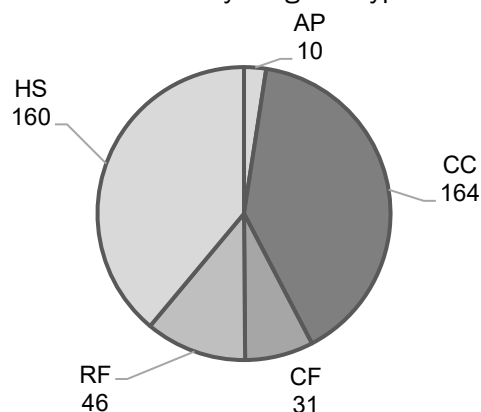
CC = Certified Center; CF = Certified Family; RF = Registered Family; HS = Head Start; AP = Alternative Pathway

Children in Spark Programs: 411

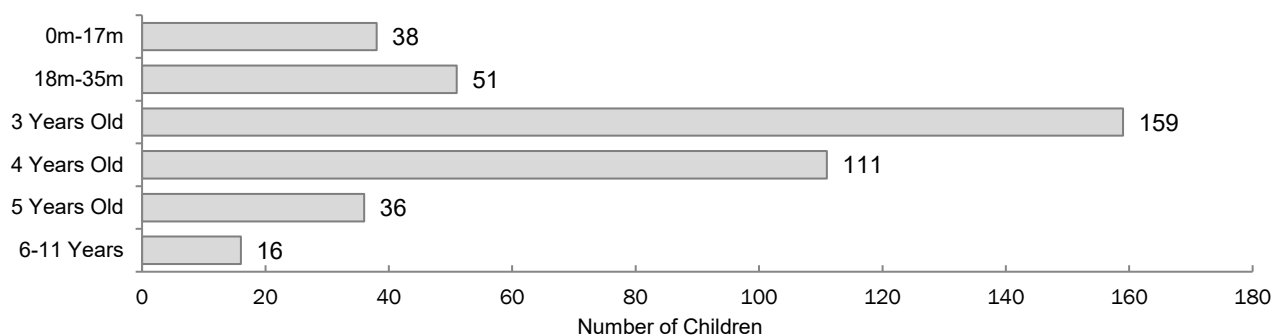
Children by Designation



Children by Program Type



Children by Age



Western Oregon
UNIVERSITY

The Research Institute

County Data Facts

All data as of August 31, 2021



Crook

County Spark Participation

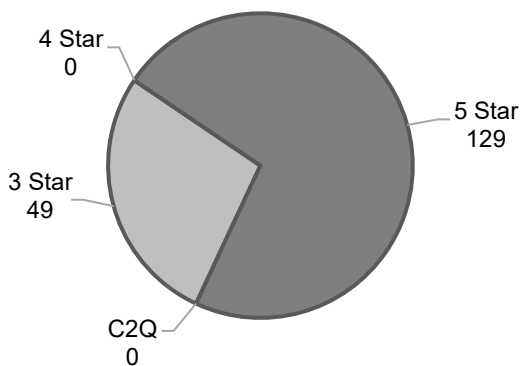
Star Rated Programs

	# Licensed	C2Q	3-Star	4-Star	5-Star
CC	4	0	1	0	1
CF	1	0	0	0	0
RF	3	0	1	0	0
HS	2	0	0	0	2
AP	0	0	0	0	0
Totals	10	0	2	0	3

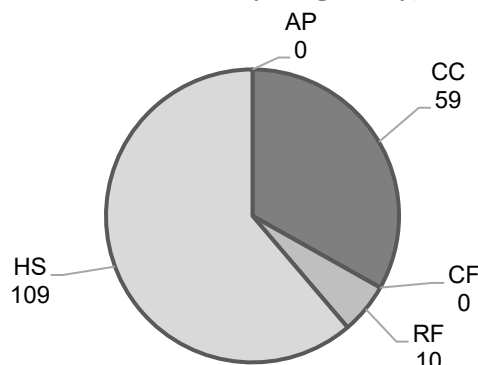
CC = Certified Center; CF = Certified Family; RF = Registered Family; HS = Head Start; AP = Alternative Pathway

Children in Spark Programs: 178

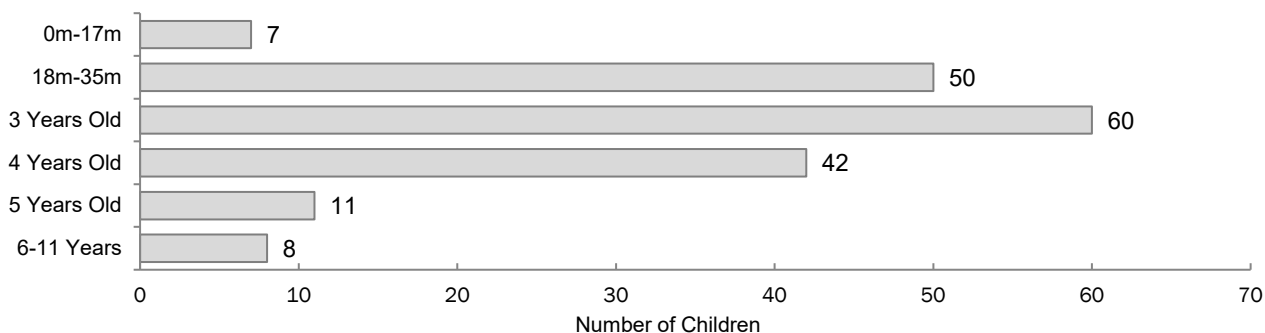
Children by Designation



Children by Program Type



Children by Age



Western Oregon
UNIVERSITY

The Research Institute

County Data Facts

All data as of August 31, 2021



Curry

County Spark Participation

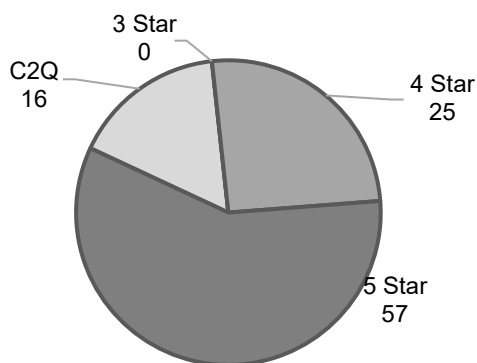
Star Rated Programs

	# Licensed	C2Q	3-Star	4-Star	5-Star
CC	3	0	0	0	0
CF	3	1	0	1	0
RF	1	0	0	0	0
HS	3	0	0	0	2
AP	0	0	0	0	0
Totals	10	1	0	1	2

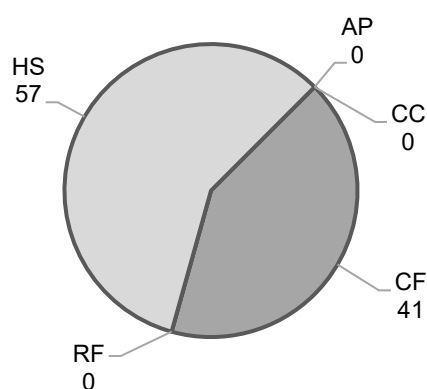
CC = Certified Center; CF = Certified Family; RF = Registered Family; HS = Head Start; AP = Alternative Pathway

Children in Spark Programs: 98

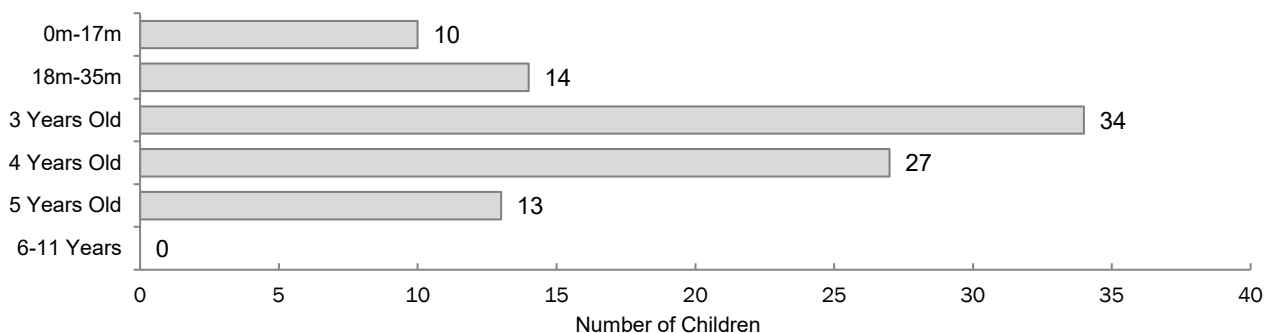
Children by Designation



Children by Program Type



Children by Age



Western Oregon
UNIVERSITY

The Research Institute

County Data Facts

All data as of August 31, 2021



Deschutes

31

County Spark Participation

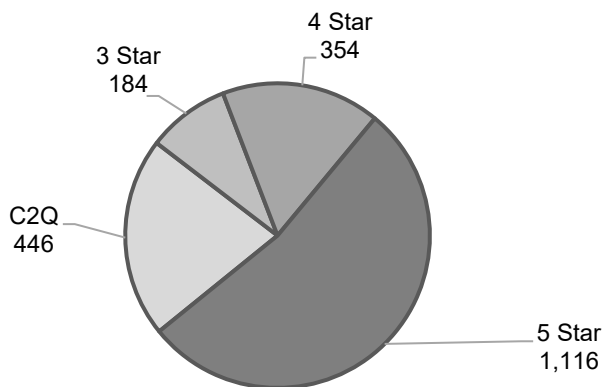
Star Rated Programs

	# Licensed	C2Q	3-Star	4-Star	5-Star
CC	58	5	2	5	6
CF	42	11	4	2	1
RF	36	4	4	0	0
HS	9	0	0	0	7
AP	1	1	0	0	0
Totals	146	21	10	7	14

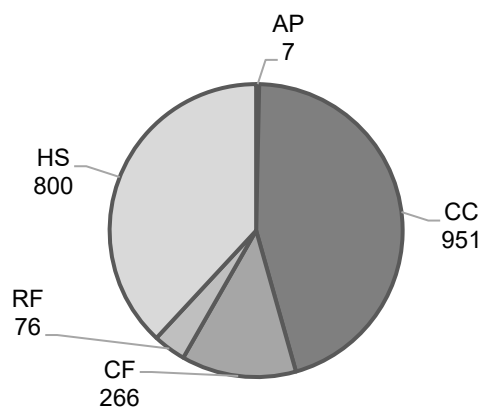
CC = Certified Center; CF = Certified Family; RF = Registered Family; HS = Head Start; AP = Alternative Pathway

Children in Spark Programs: 2,100

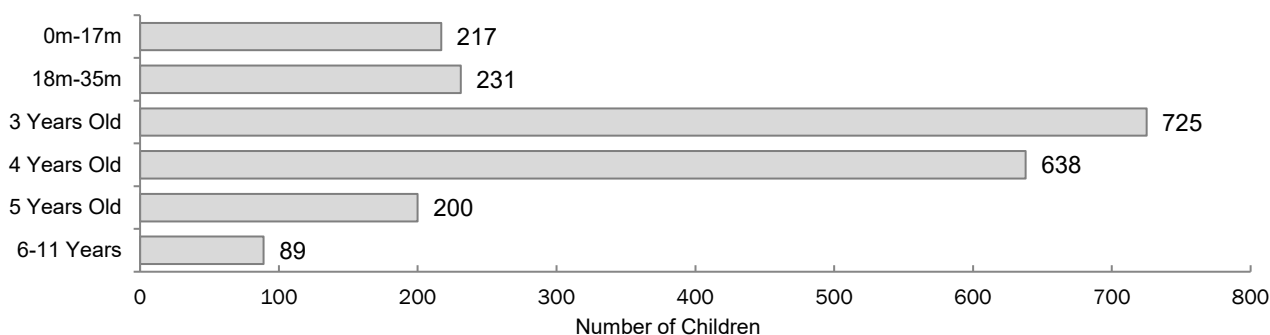
Children by Designation



Children by Program Type



Children by Age



Western Oregon
UNIVERSITY

The Research Institute

County Data Facts

All data as of August 31, 2021



Douglas

21

County Spark Participation

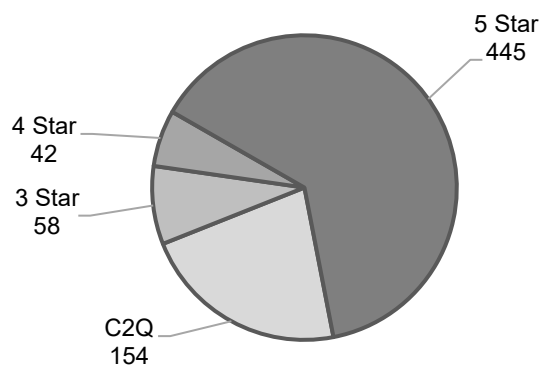
Star Rated Programs

	# Licensed	C2Q	3-Star	4-Star	5-Star
CC	14	3	1	0	3
CF	4	0	1	0	2
RF	38	5	1	0	2
HS	7	0	0	0	5
AP	7	1	1	2	3
Totals	70	9	4	2	15

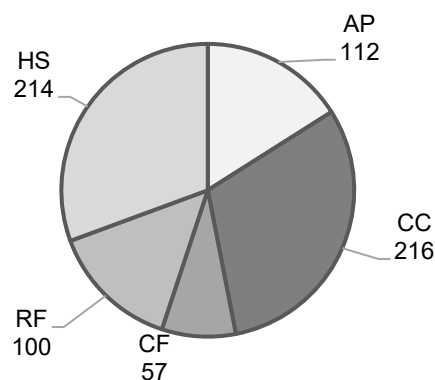
CC = Certified Center; CF = Certified Family; RF = Registered Family; HS = Head Start; AP = Alternative Pathway

Children in Spark Programs: 699

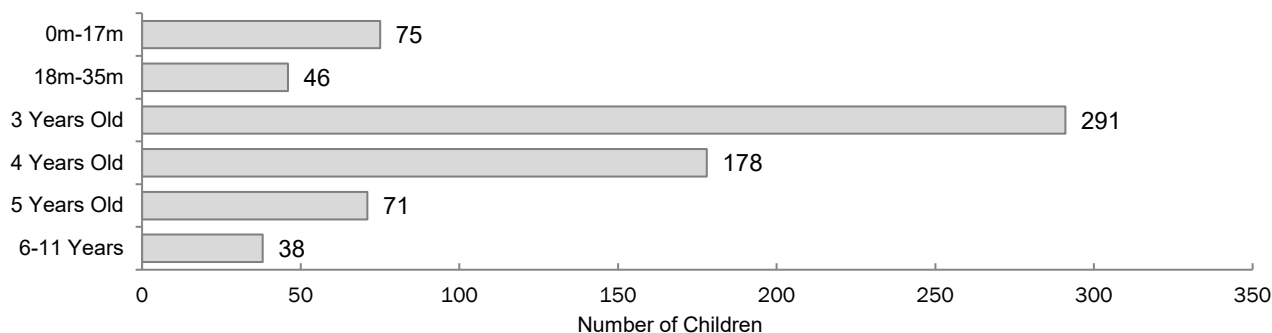
Children by Designation



Children by Program Type



Children by Age



Western Oregon
UNIVERSITY

The Research Institute

County Data Facts

All data as of August 31, 2021



Gilliam

County Spark Participation

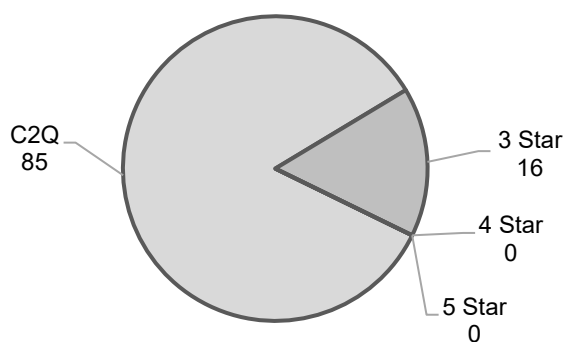
Star Rated Programs

	# Licensed	C2Q	3-Star	4-Star	5-Star
CC	1	1	0	0	0
CF	1	0	1	0	0
RF	0	0	0	0	0
HS	0	0	0	0	0
AP	0	0	0	0	0
Totals	2	1	1	0	0

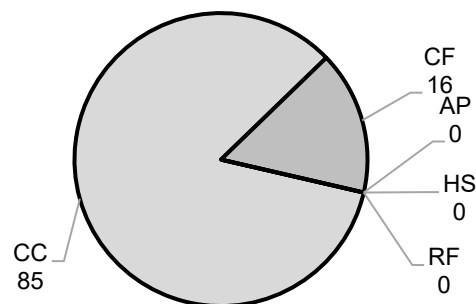
CC = Certified Center; CF = Certified Family; RF = Registered Family; HS = Head Start; AP = Alternative Pathway

Children in Spark Programs: 101

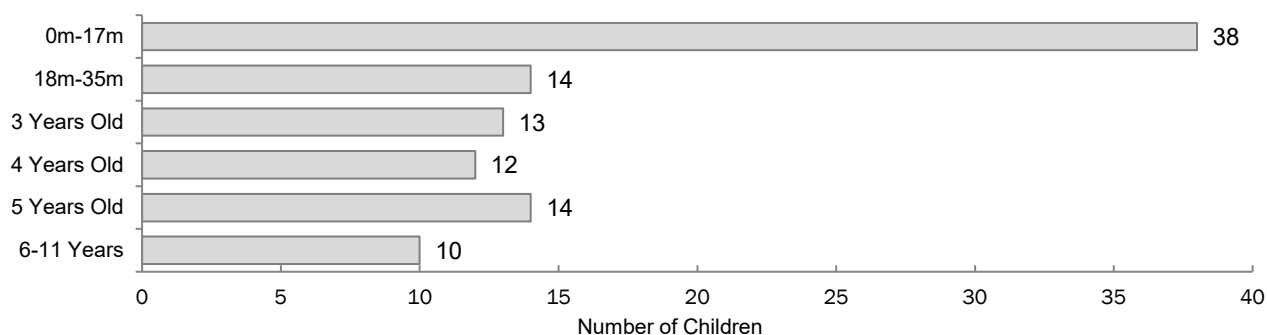
Children by Designation



Children by Program Type



Children by Age



Western Oregon
UNIVERSITY

The Research Institute

County Data Facts

All data as of August 31, 2021



Grant

County Spark Participation

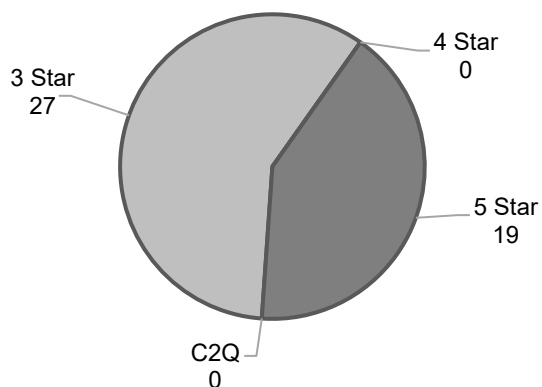
Star Rated Programs

	# Licensed	C2Q	3-Star	4-Star	5-Star
CC	1	0	1	0	0
CF	1	0	0	0	0
RF	0	0	0	0	0
HS	1	0	0	0	1
AP	0	0	0	0	0
Totals	3	0	1	0	1

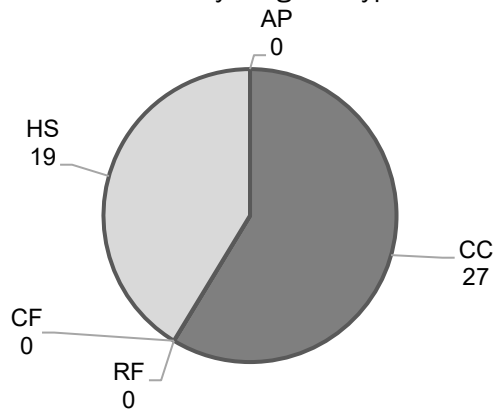
CC = Certified Center; CF = Certified Family; RF = Registered Family; HS = Head Start; AP = Alternative Pathway

Children in Spark Programs: 46

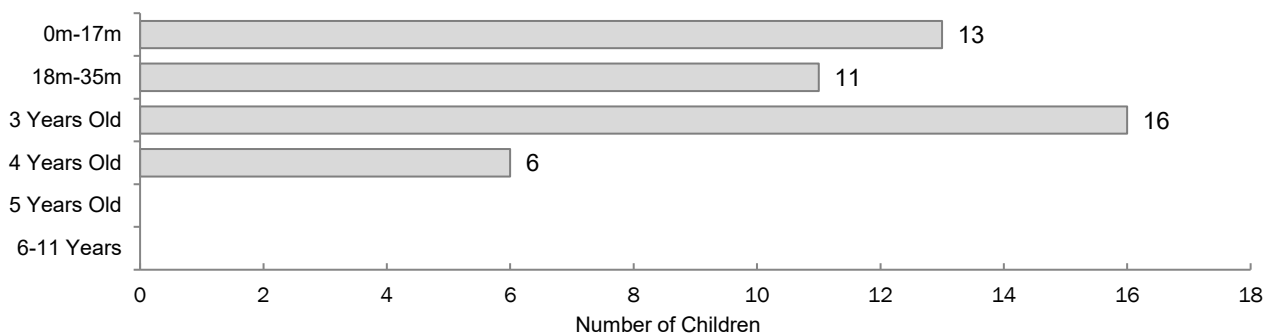
Children by Designation



Children by Program Type



Children by Age



Western Oregon
UNIVERSITY

The Research Institute

County Data Facts

All data as of August 31, 2021



Harney

County Spark Participation

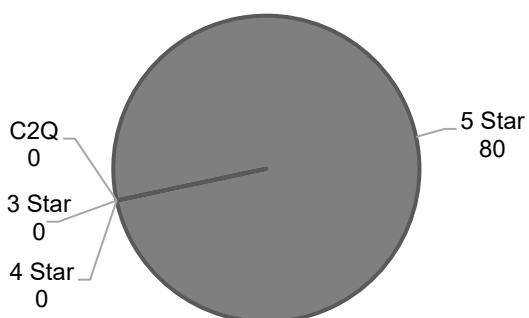
Star Rated Programs

	# Licensed	C2Q	3-Star	4-Star	5-Star
CC	0	0	0	0	0
CF	0	0	0	0	0
RF	2	0	0	0	0
HS	1	0	0	0	1
AP	0	0	0	0	0
Totals	3	0	0	0	1

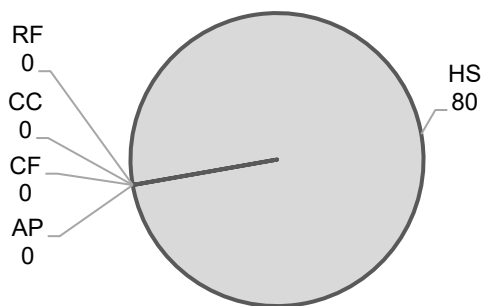
CC = Certified Center; CF = Certified Family; RF = Registered Family; HS = Head Start; AP = Alternative Pathway

Children in Spark Programs: 80

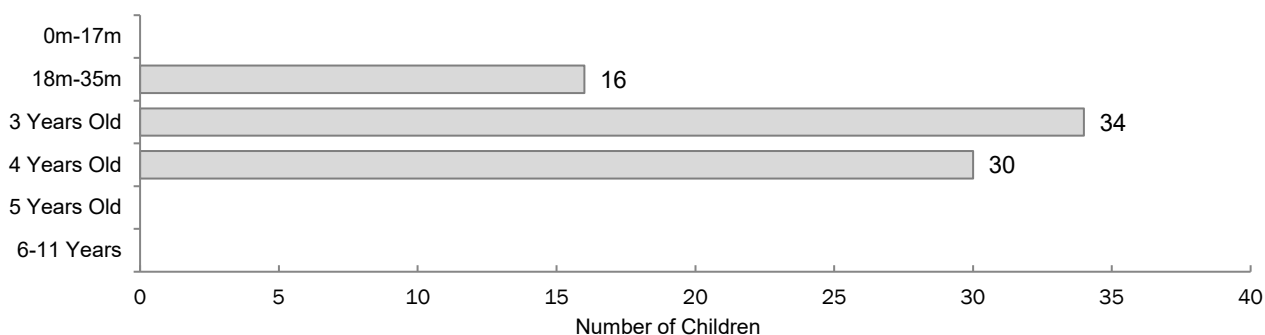
Children by Designation



Children by Program Type



Children by Age



Western Oregon
UNIVERSITY


The Research Institute

County Data Facts

All data as of August 31, 2021



Hood River



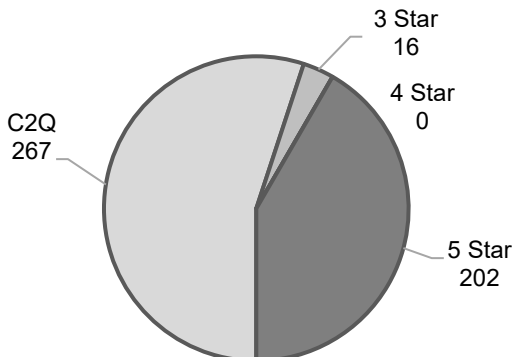
County Spark Participation

	# Licensed	C2Q	Star Rated Programs		
			3-Star	4-Star	5-Star
CC	13	4	0	0	0
CF	9	3	0	0	0
RF	12	4	0	0	0
HS	5	0	0	0	7
AP	1	0	1	0	0
Totals	40	11	1	0	7

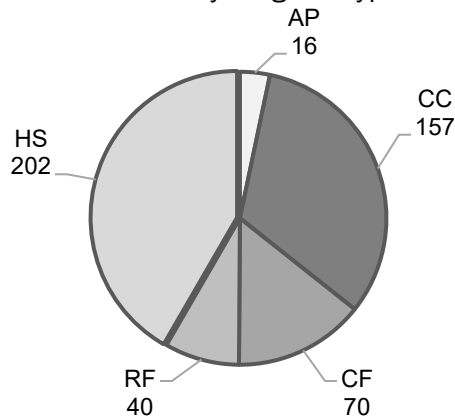
CC = Certified Center; CF = Certified Family; RF = Registered Family; HS = Head Start; AP = Alternative Pathway

Children in Spark Programs: 485

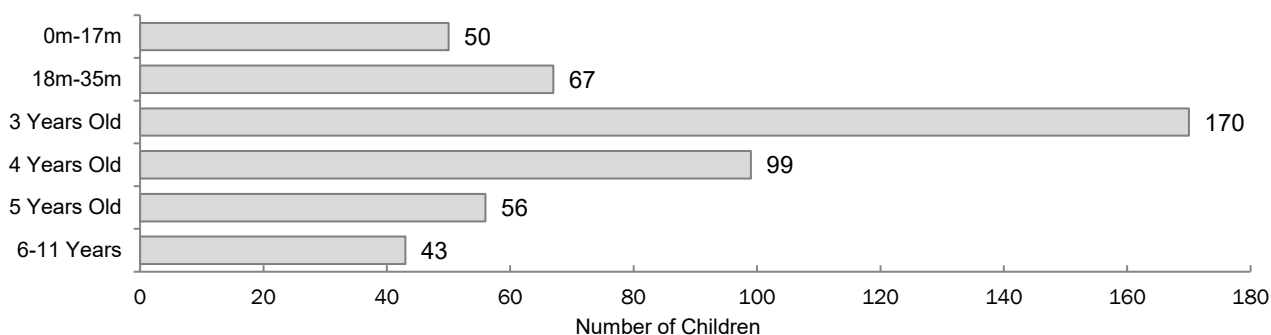
Children by Designation



Children by Program Type



Children by Age



Western Oregon
UNIVERSITY

The Research Institute

County Data Facts

All data as of August 31, 2021



Jackson

42

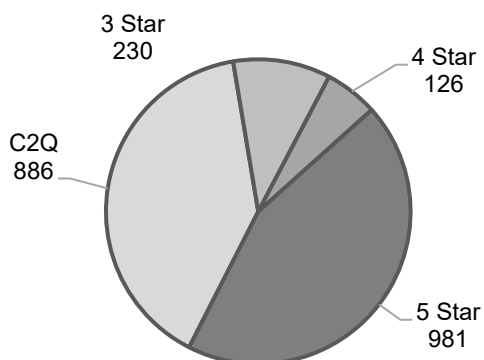
Star Rated Programs

	# Licensed	C2Q	3-Star	4-Star	5-Star
CC	36	7	2	2	2
CF	44	11	11	3	1
RF	70	17	7	0	0
HS	15	4	0	0	14
AP	1	1	0	0	0
Totals	166	40	20	5	17

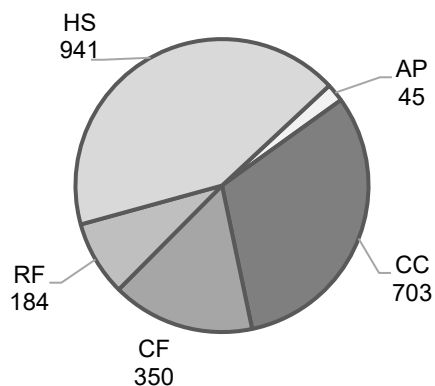
CC = Certified Center; CF = Certified Family; RF = Registered Family; HS = Head Start; AP = Alternative Pathway

Children in Spark Programs: 2,223

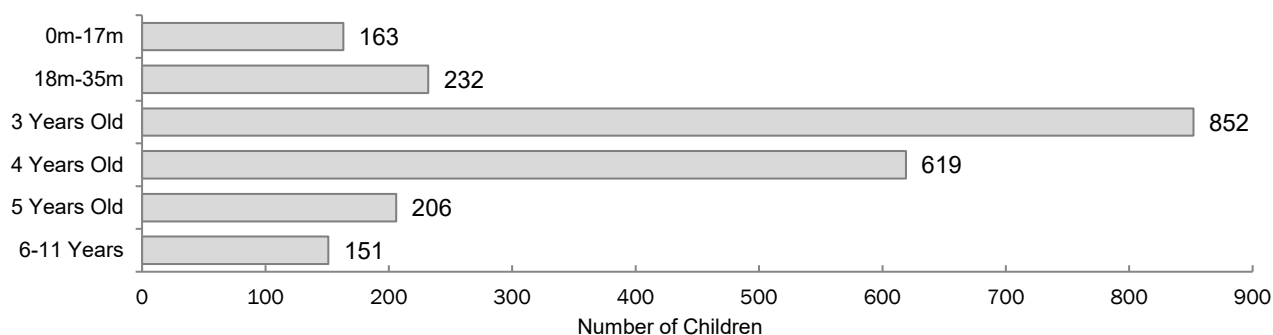
Children by Designation



Children by Program Type



Children by Age



Western Oregon
UNIVERSITY

The Research Institute

County Data Facts

All data as of August 31, 2021



Jefferson

County Spark Participation

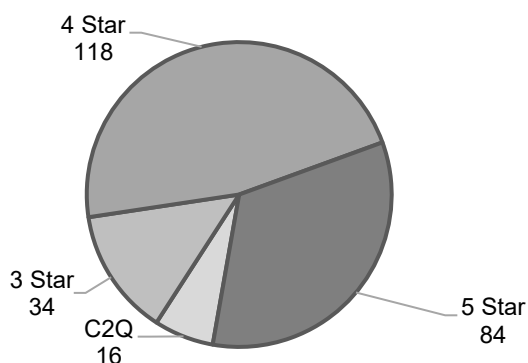
Star Rated Programs

	# Licensed	C2Q	3-Star	4-Star	5-Star
CC	3	0	2	1	0
CF	2	1	0	0	0
RF	3	1	0	0	0
HS	4	0	0	0	2
AP	1	0	0	0	0
Totals	13	2	2	1	2

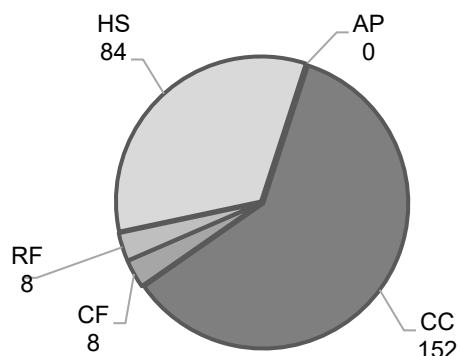
CC = Certified Center; CF = Certified Family; RF = Registered Family; HS = Head Start; AP = Alternative Pathway

Children in Spark Programs: 252

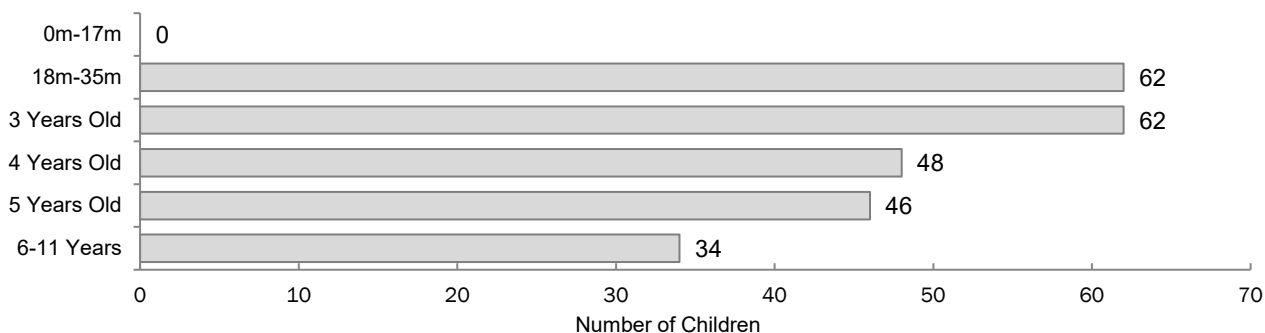
Children by Designation



Children by Program Type



Children by Age



Western Oregon
UNIVERSITY

The Research Institute

County Data Facts

All data as of August 31, 2021



Josephine

17

County Spark Participation

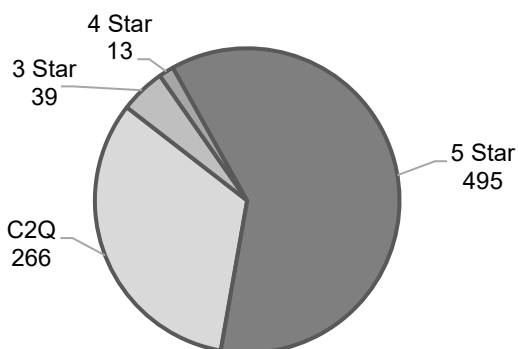
Star Rated Programs

	# Licensed	C2Q	3-Star	4-Star	5-Star
CC	20	7	0	0	1
CF	11	3	2	0	1
RF	16	0	2	1	0
HS	10	0	0	0	9
AP	1	0	0	0	1
Totals	58	10	4	1	12

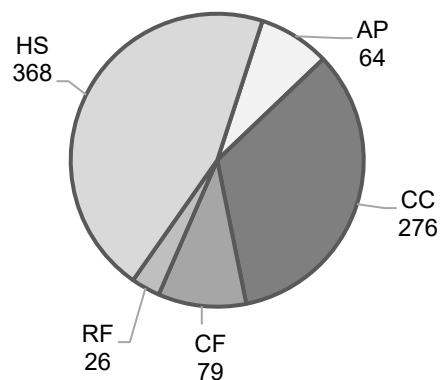
CC = Certified Center; CF = Certified Family; RF = Registered Family; HS = Head Start; AP = Alternative Pathway

Children in Spark Programs: 813

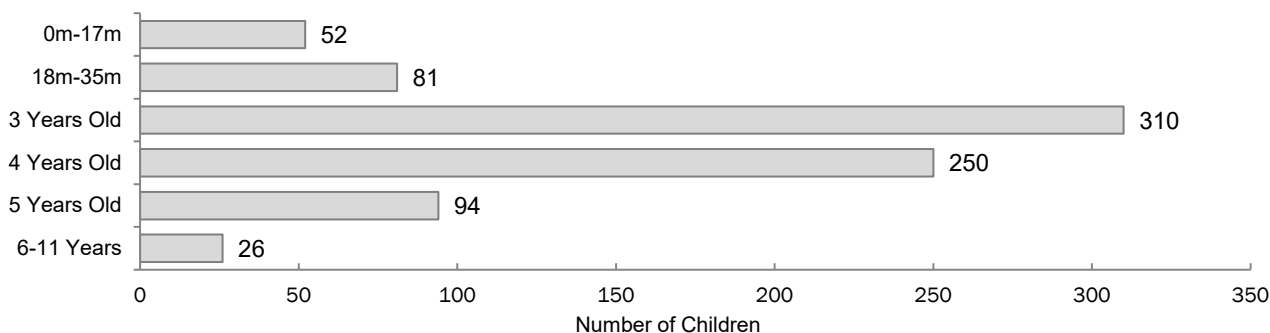
Children by Designation



Children by Program Type



Children by Age



Western Oregon
UNIVERSITY

The Research Institute

County Data Facts

All data as of August 31, 2021



Klamath

11

County Spark Participation

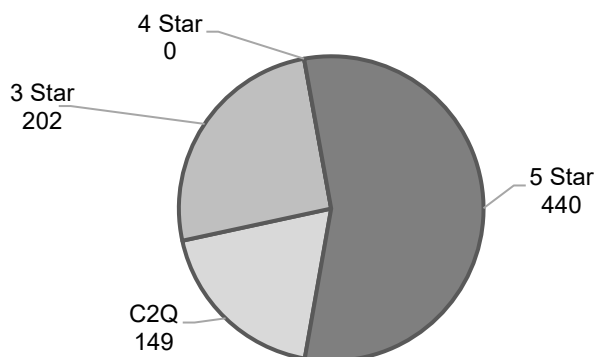
Star Rated Programs

	# Licensed	C2Q	3-Star	4-Star	5-Star
CC	9	2	1	0	1
CF	5	2	2	0	1
RF	19	1	1	0	0
HS	7	0	0	0	5
AP	3	3	0	0	0
Totals	43	8	4	0	7

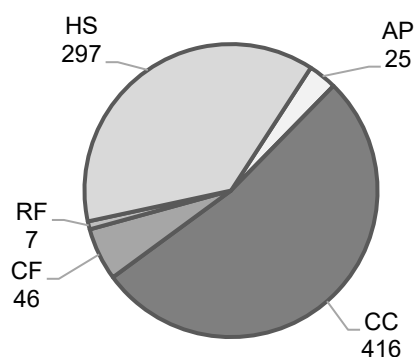
CC = Certified Center; CF = Certified Family; RF = Registered Family; HS = Head Start; AP = Alternative Pathway

Children in Spark Programs: 791

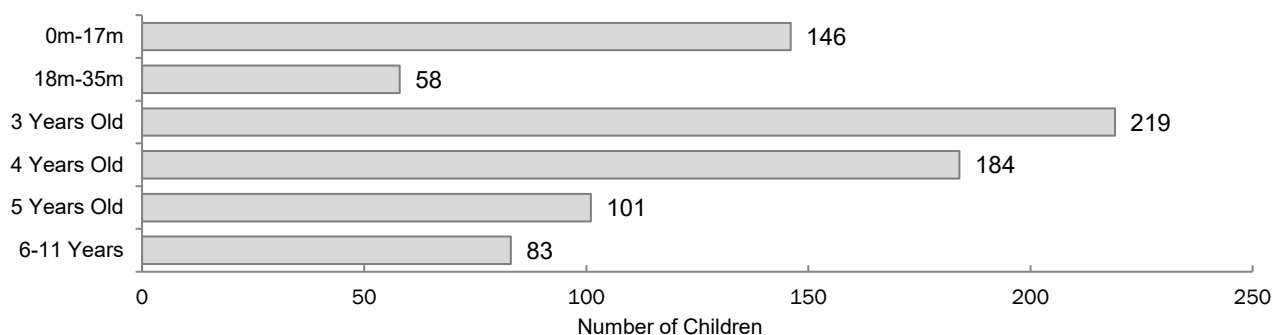
Children by Designation



Children by Program Type



Children by Age



Western Oregon
UNIVERSITY


The Research Institute

County Data Facts

All data as of August 31, 2021



Lake



County Spark Participation


Star Rated Programs

	# Licensed	C2Q	3-Star	4-Star	5-Star
CC	0	0	0	0	0
CF	0	0	0	0	0
RF	0	0	0	0	0
HS	1	0	0	0	1
AP	0	0	0	0	0
Totals	1	0	0	0	1

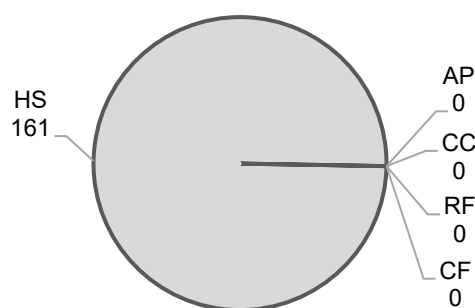
CC = Certified Center; CF = Certified Family; RF = Registered Family; HS = Head Start; AP = Alternative Pathway

Children in Spark Programs: 161

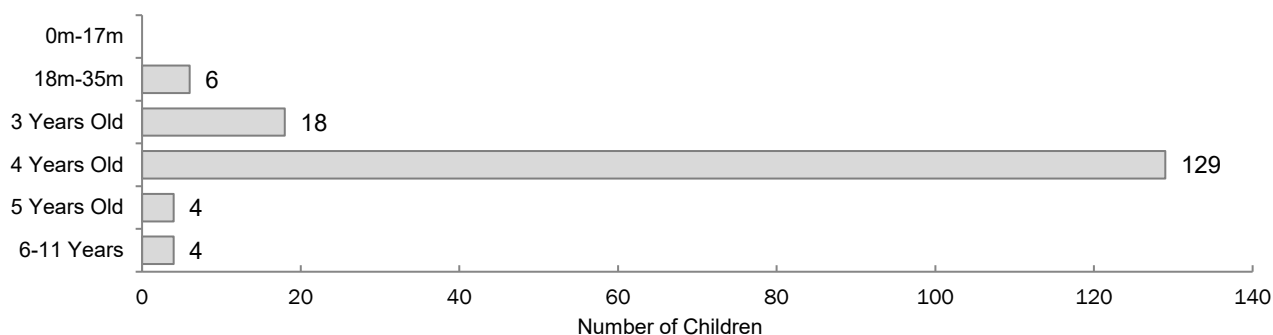
Children by Designation



Children by Program Type



Children by Age



Western Oregon
UNIVERSITY

The Research Institute

County Data Facts

All data as of August 31, 2021



Lane

75

County Spark Participation

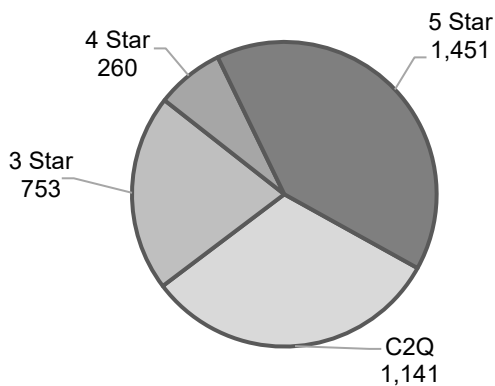
Star Rated Programs

	# Licensed	C2Q	3-Star	4-Star	5-Star
CC	72	19	10	1	10
CF	67	10	9	9	6
RF	79	1	6	0	1
HS	17	0	0	0	17
AP	8	2	1	4	1
Totals	243	32	26	14	35

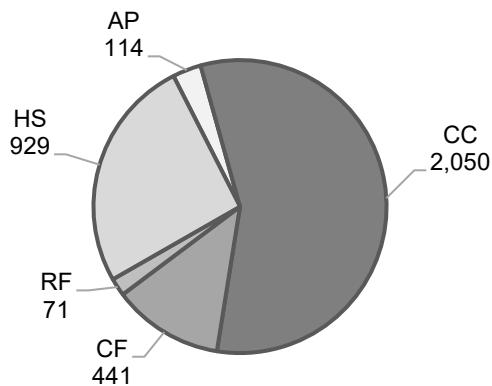
CC = Certified Center; CF = Certified Family; RF = Registered Family; HS = Head Start; AP = Alternative Pathway

Children in Spark Programs: 3,605

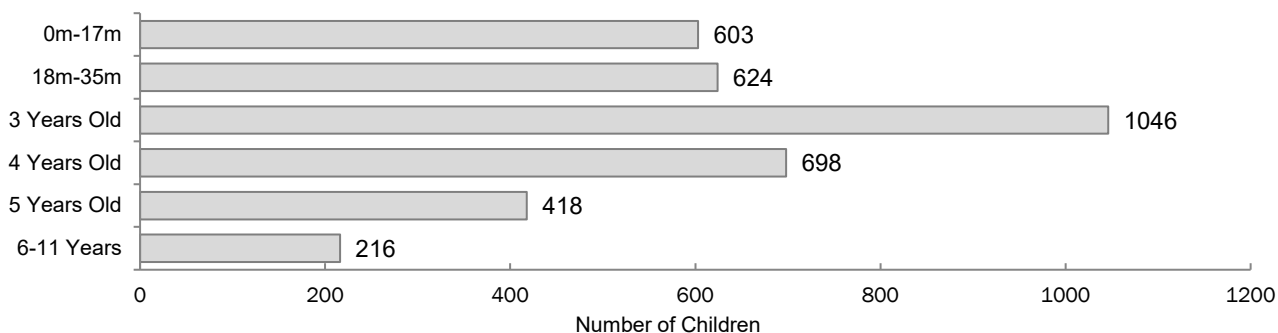
Children by Designation



Children by Program Type



Children by Age



Western Oregon
UNIVERSITY

The Research Institute

County Data Facts

All data as of August 31, 2021



Lincoln

County Spark Participation

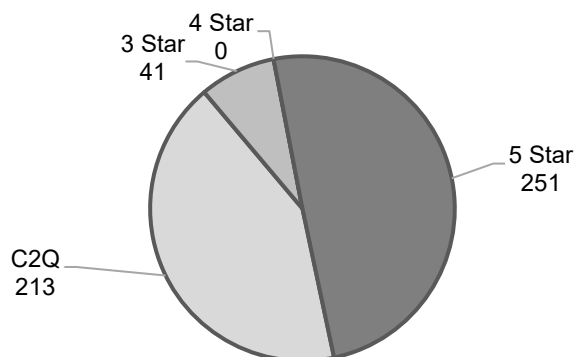
Star Rated Programs

	# Licensed	C2Q	3-Star	4-Star	5-Star
CC	4	2	0	0	1
CF	6	2	1	0	0
RF	7	0	2	0	0
HS	3	0	0	0	3
AP	5	5	0	0	0
Totals	20	4	3	0	4

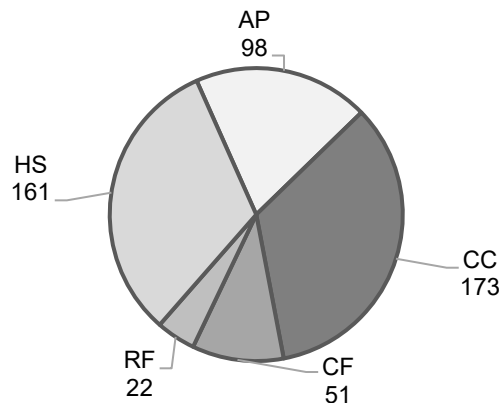
CC = Certified Center; CF = Certified Family; RF = Registered Family; HS = Head Start; AP = Alternative Pathway

Children in Spark Programs: 505

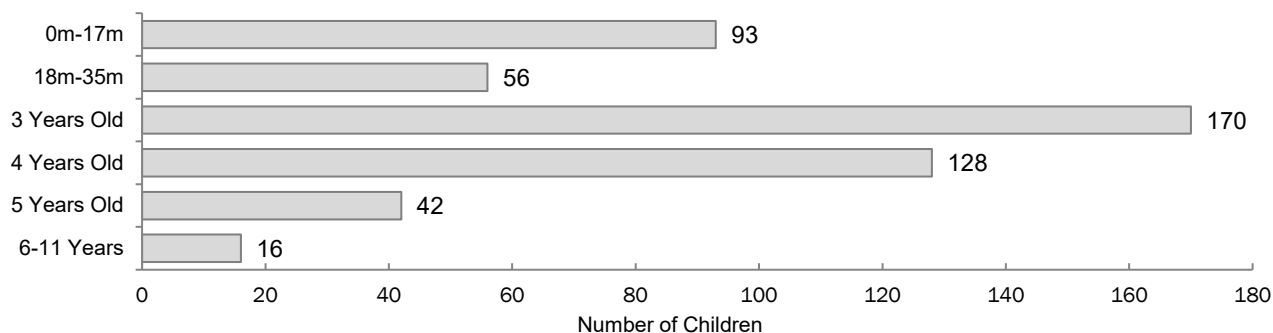
Children by Designation



Children by Program Type



Children by Age



Western Oregon
UNIVERSITY

The Research Institute

County Data Facts

All data as of August 31, 2021



Linn

12

County Spark Participation

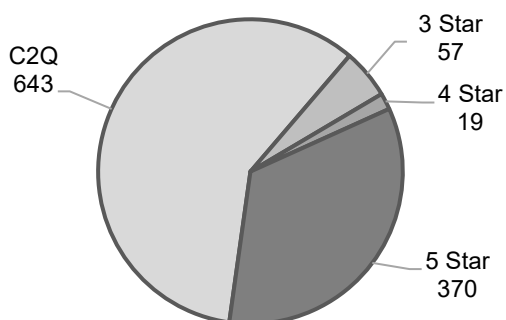
Star Rated Programs

	# Licensed	C2Q	3-Star	4-Star	5-Star
CC	17	10	1	0	1
CF	15	6	2	0	0
RF	34	4	3	1	0
HS	5	0	0	0	4
AP	1	1	0	0	0
Totals	72	21	6	1	5

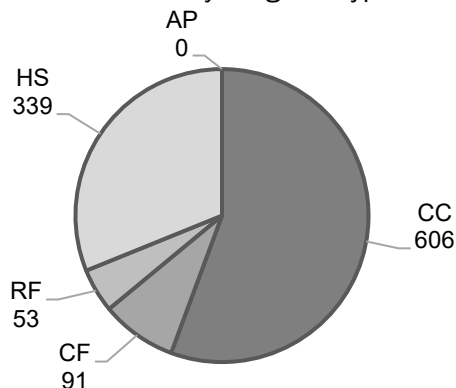
CC = Certified Center; CF = Certified Family; RF = Registered Family; HS = Head Start; AP = Alternative Pathway

Children in Spark Programs: 1,089

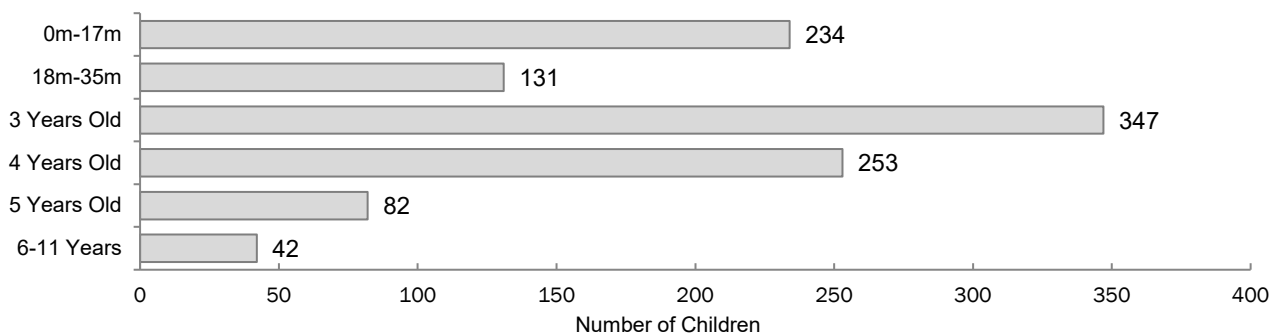
Children by Designation



Children by Program Type



Children by Age



Western Oregon
UNIVERSITY

The Research Institute

County Data Facts

All data as of August 31, 2021



Malheur

12

County Spark Participation

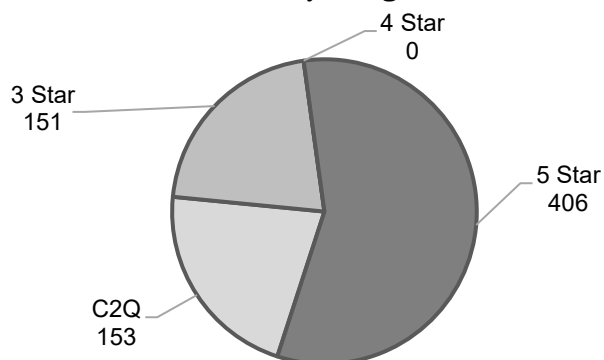
Star Rated Programs

	# Licensed	C2Q	3-Star	4-Star	5-Star
CC	4	2	1	0	0
CF	4	1	2	0	0
RF	9	2	4	0	0
HS	9	1	0	0	5
AP	2	2	0	0	0
Totals	28	8	7	0	5

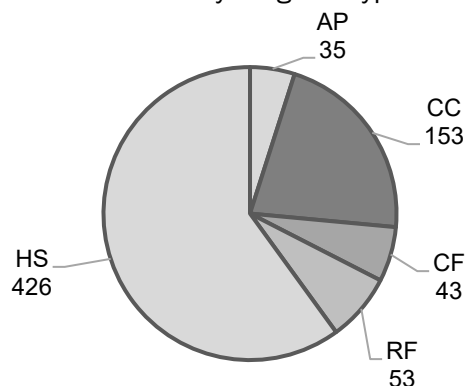
CC = Certified Center; CF = Certified Family; RF = Registered Family; HS = Head Start; AP = Alternative Pathway

Children in Spark Programs: 710

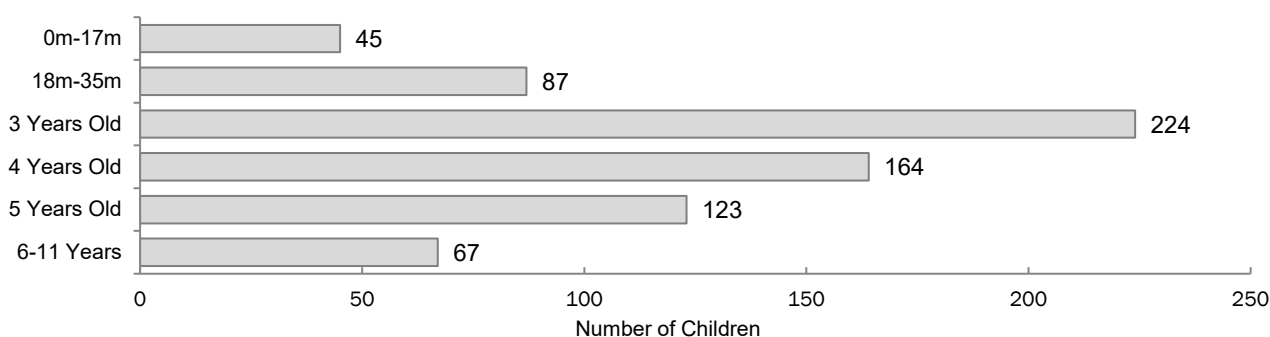
Children by Designation



Children by Program Type



Children by Age



Western Oregon
UNIVERSITY

The Research Institute

County Data Facts

All data as of August 31, 2021



Marion

63

County Spark Participation

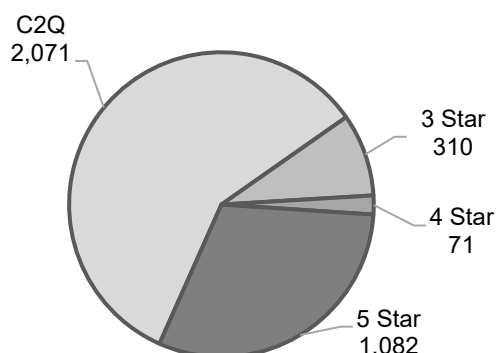
Star Rated Programs

	# Licensed	C2Q	3-Star	4-Star	5-Star
CC	63	36	2	2	1
CF	68	7	11	3	11
RF	140	21	8	0	2
HS	23	3	0	0	20
AP	7	4	0	0	3
Totals	301	71	21	5	37

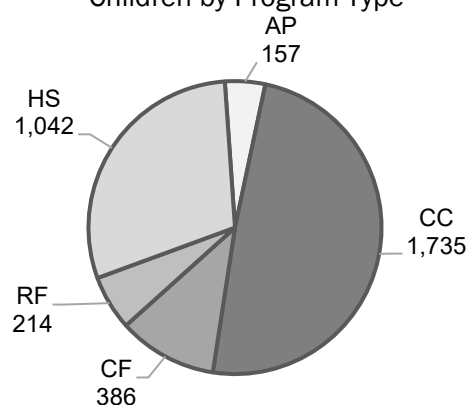
CC = Certified Center; CF = Certified Family; RF = Registered Family; HS = Head Start; AP = Alternative Pathway

Children in Spark Programs: 3,534

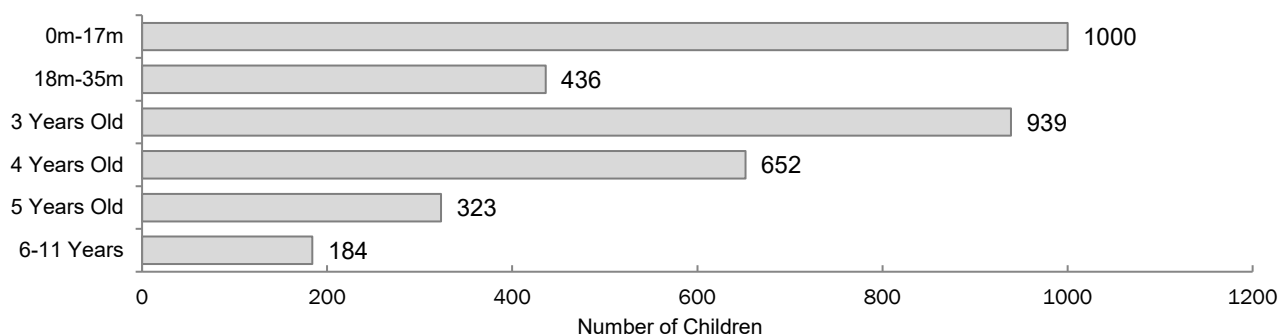
Children by Designation



Children by Program Type



Children by Age



Western Oregon
UNIVERSITY


The Research Institute

County Data Facts

All data as of August 31, 2021



Morrow



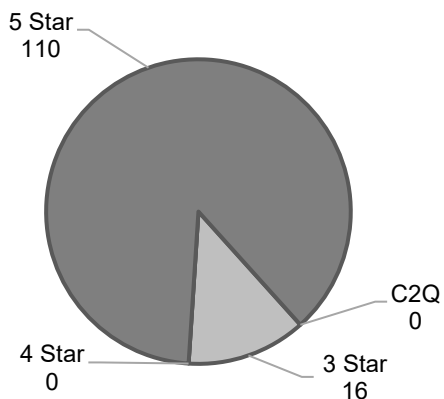
County Spark Participation

		Star Rated Programs			
	# Licensed	C2Q	3-Star	4-Star	5-Star
CC	3	0	1	0	0
CF	0	0	0	0	0
RF	0	0	0	0	0
HS	3	0	0	0	2
AP	0	0	0	0	0
Totals	6	0	1	0	2

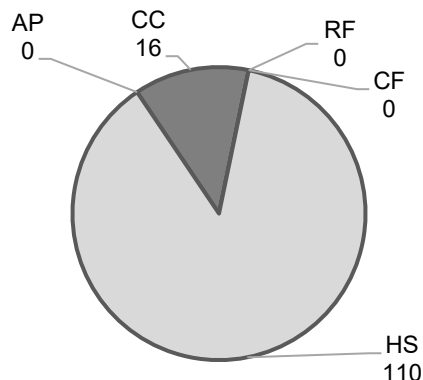
CC = Certified Center; CF = Certified Family; RF = Registered Family; HS = Head Start; AP = Alternative Pathway

Children in Spark Programs: 126

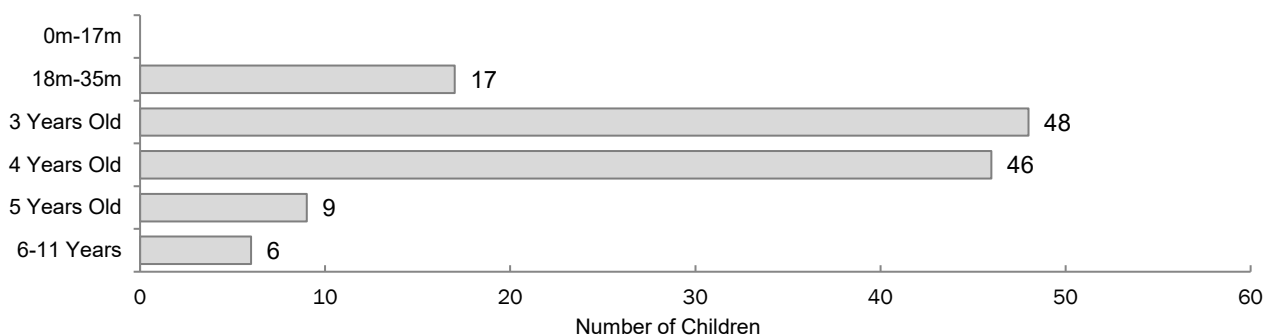
Children by Designation



Children by Program Type



Children by Age



Western Oregon
UNIVERSITY

The Research Institute

County Data Facts

All data as of August 31, 2021



Multnomah

133

County Spark Participation

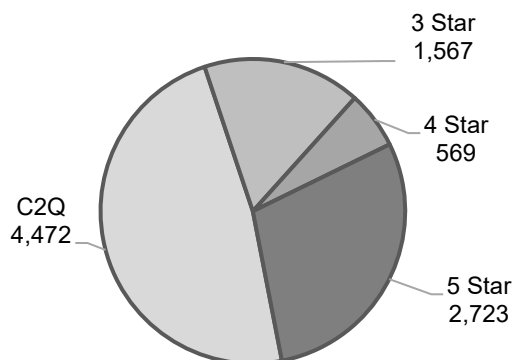
Star Rated Programs

	# Licensed	C2Q	3-Star	4-Star	5-Star
CC	190	58	15	7	9
CF	188	59	17	5	13
RF	254	38	28	0	0
HS	56	1	1	0	34
AP	7	0	1	1	2
Totals	695	156	62	13	58

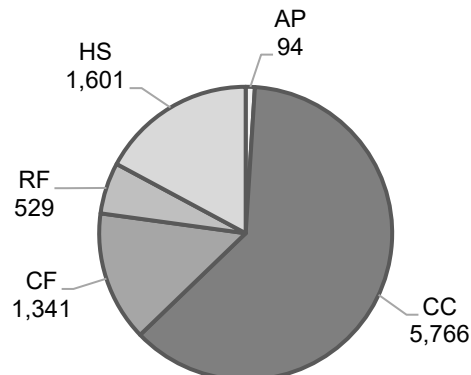
CC = Certified Center; CF = Certified Family; RF = Registered Family; HS = Head Start; AP = Alternative Pathway

Children in Spark Programs: 9,331

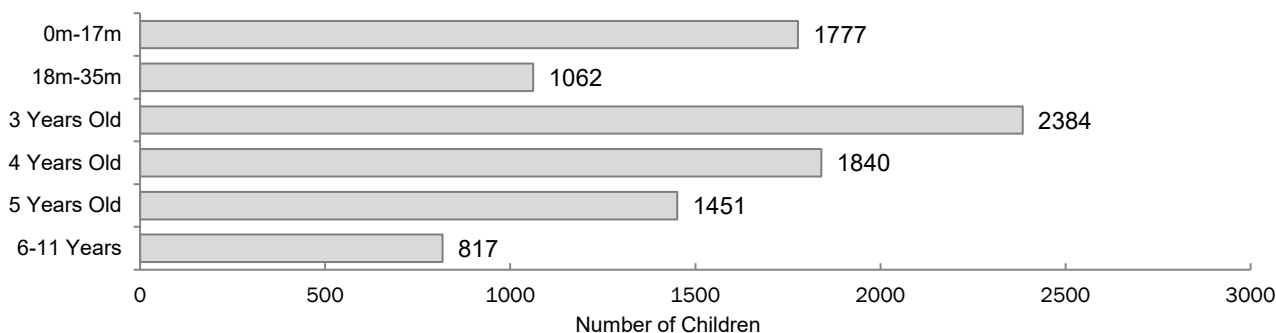
Children by Designation



Children by Program Type



Children by Age



Western Oregon
UNIVERSITY

The Research Institute

County Data Facts

All data as of August 31, 2021



Polk

13

County Spark Participation

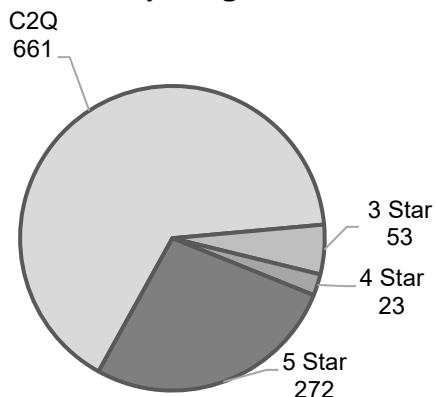
Star Rated Programs

	# Licensed	C2Q	3-Star	4-Star	5-Star
CC	15	9	1	0	3
CF	20	13	1	1	1
RF	24	8	2	1	0
HS	4	1	0	0	3
AP	0	0	0	0	0
Totals	63	31	4	2	7

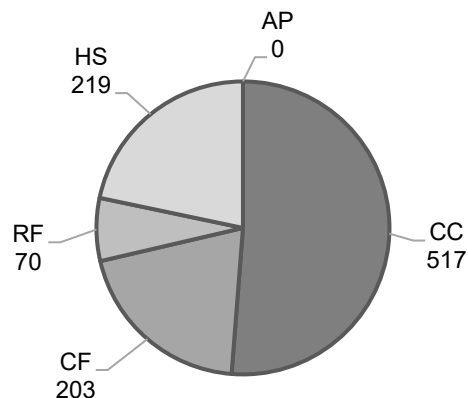
CC = Certified Center; CF = Certified Family; RF = Registered Family; HS = Head Start; AP = Alternative Pathway

Children in Spark Programs: 1,009

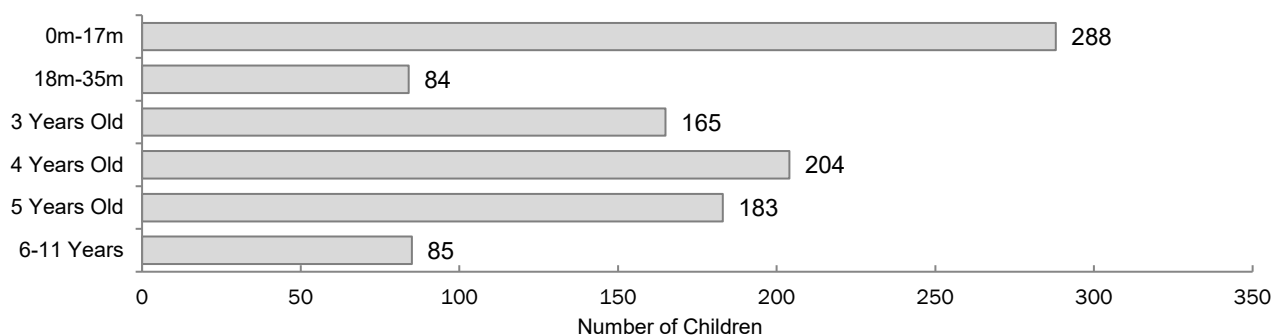
Children by Designation



Children by Program Type



Children by Age



Western Oregon
UNIVERSITY

The Research Institute

County Data Facts

All data as of August 31, 2021



Sherman

County Spark Participation

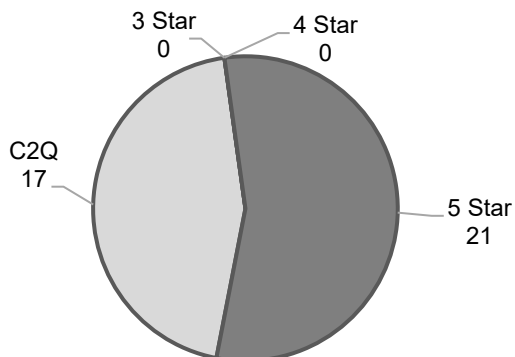
Star Rated Programs

	# Licensed	C2Q	3-Star	4-Star	5-Star
CC	1	0	0	0	1
CF	1	1	0	0	0
RF	0	0	0	0	0
HS	0	0	0	0	0
AP	0	0	0	0	0
Totals	2	1	0	0	1

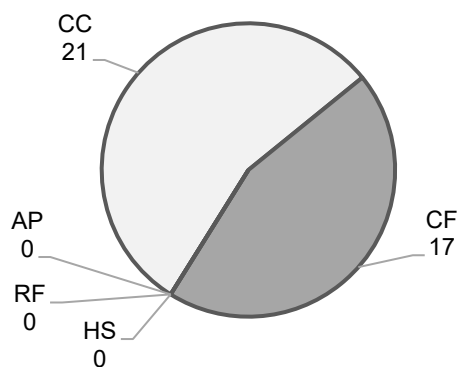
CC = Certified Center; CF = Certified Family; RF = Registered Family; HS = Head Start; AP = Alternative Pathway

Children in Spark Programs: 38

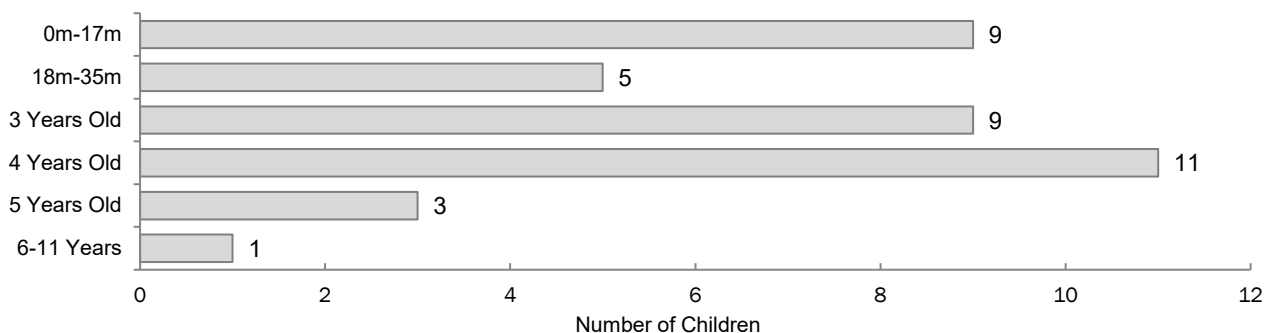
Children by Designation



Children by Program Type



Children by Age



Western Oregon
UNIVERSITY

The Research Institute

County Data Facts

All data as of August 31, 2021









Tillamook



County Spark Participation

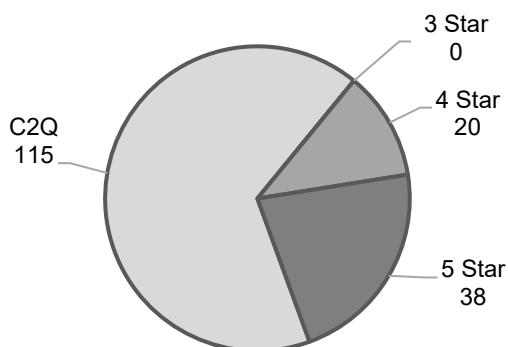
County Spark Participation

	# Licensed	C2Q	Star Rated Programs		
			3-Star	4-Star	5-Star
	2	1	0	1	0
	1	0	0	0	0
	4	4	0	0	0
	3	0	0	0	1
	2	1	0	1	0
	12	6	0	2	1

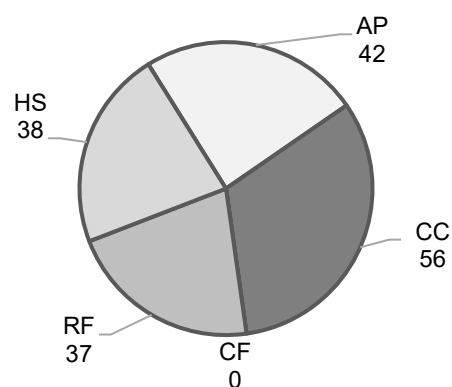
CC = Certified Center; CF = Certified Family; RF = Registered Family; HS = Head Start; AP = Alternative Pathway

Children in Spark Programs: 173

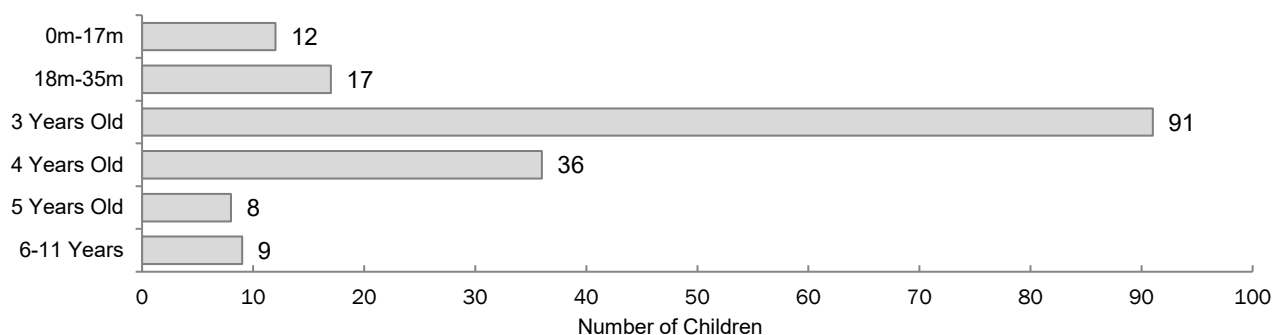
Children by Designation



Children by Program Type



Children by Age



Western Oregon
UNIVERSITY

The Research Institute

County Data Facts

All data as of August 31, 2021



Umatilla

18

County Spark Participation

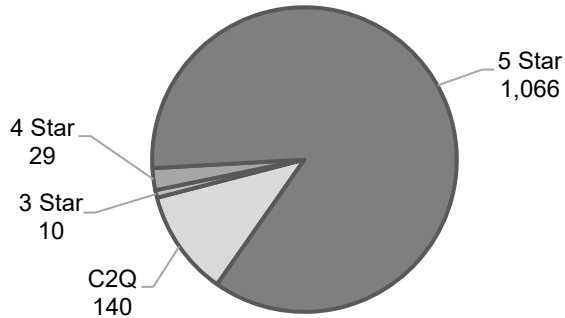
Star Rated Programs

	# Licensed	C2Q	3-Star	4-Star	5-Star
CC	9	1	0	0	2
CF	13	4	1	1	1
RF	39	5	1	1	0
HS	13	0	0	0	11
AP	1	1	0	0	0
Totals	75	11	2	2	14

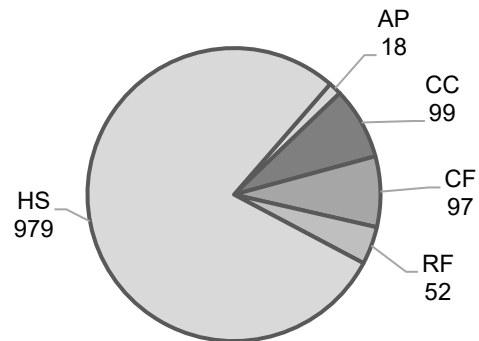
CC = Certified Center; CF = Certified Family; RF = Registered Family; HS = Head Start; AP = Alternative Pathway

Children in Spark Programs: 1,245

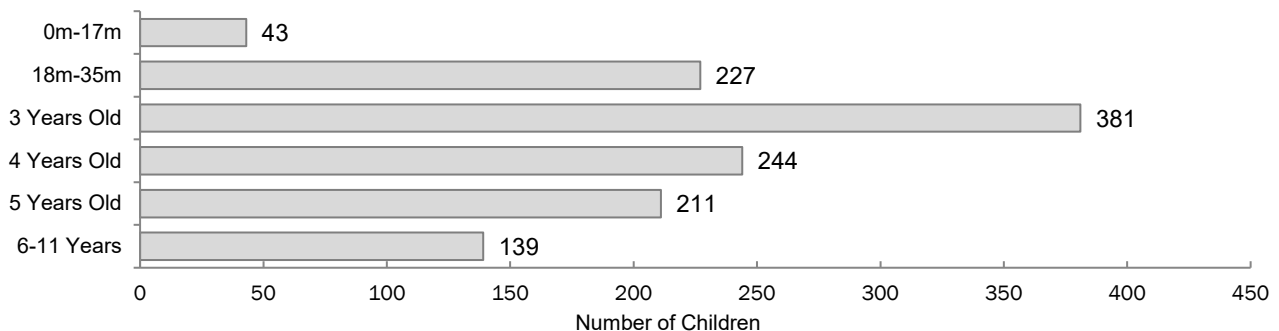
Children by Designation



Children by Program Type



Children by Age



Western Oregon
UNIVERSITY


The Research Institute

County Data Facts

All data as of August 31, 2021



Union



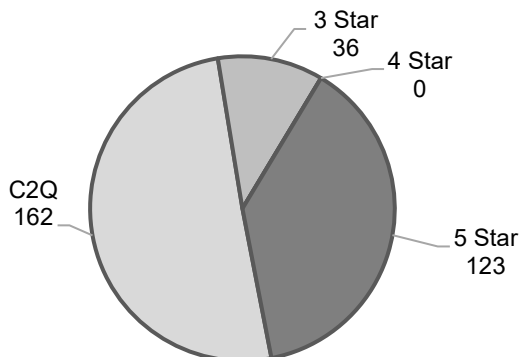
County Spark Participation

	# Licensed	C2Q	Star Rated Programs		
			3-Star	4-Star	5-Star
CC	3	0	0	0	0
CF	4	2	0	0	0
RF	23	15	4	0	0
HS	5	0	0	0	4
AP	0	0	0	0	0
Totals	35	17	4	0	4

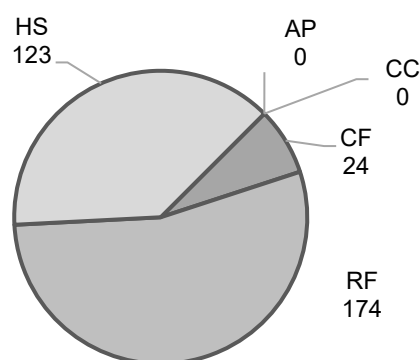
CC = Certified Center; CF = Certified Family; RF = Registered Family; HS = Head Start; AP = Alternative Pathway

Children in Spark Programs: 321

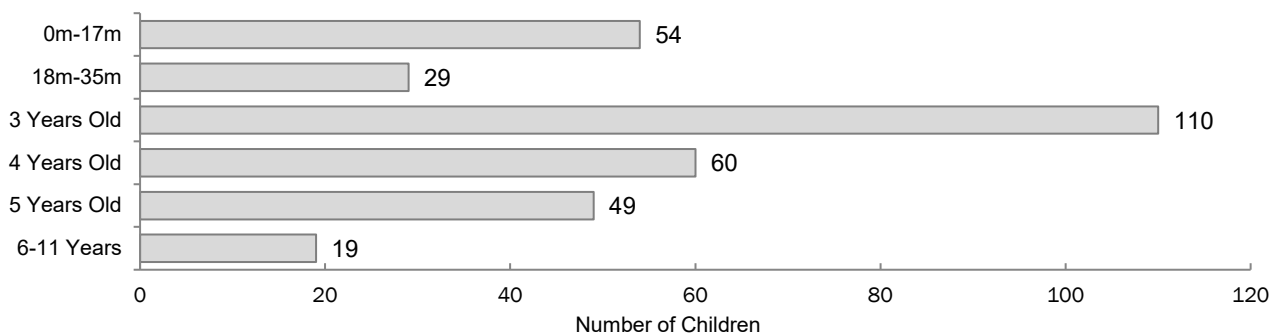
Children by Designation



Children by Program Type



Children by Age



Western Oregon
UNIVERSITY

The Research Institute

County Data Facts

All data as of August 31, 2021



Wallowa

County Spark Participation

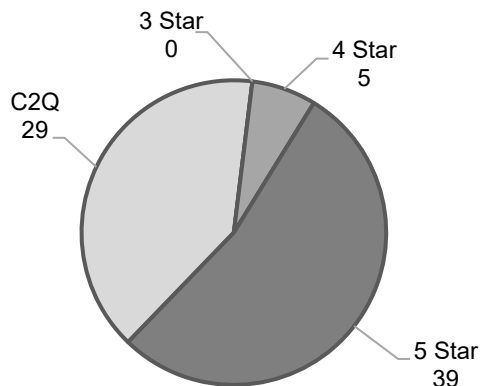
Star Rated Programs

	# Licensed	C2Q	3-Star	4-Star	5-Star
CC	0	0	0	1	0
CF	3	1	0	0	0
RF	1	2	0	0	0
HS	3	0	0	0	2
AP	0	0	0	0	0
Totals	7	3	0	1	2

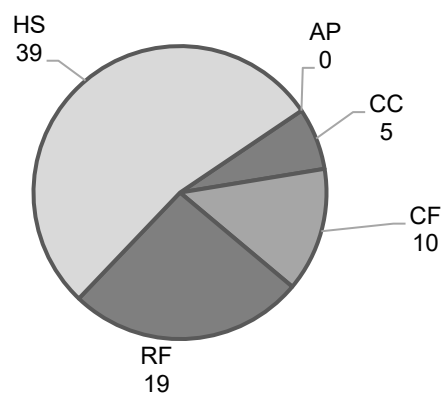
CC = Certified Center; CF = Certified Family; RF = Registered Family; HS = Head Start; AP = Alternative Pathway

Children in Spark Programs: 73

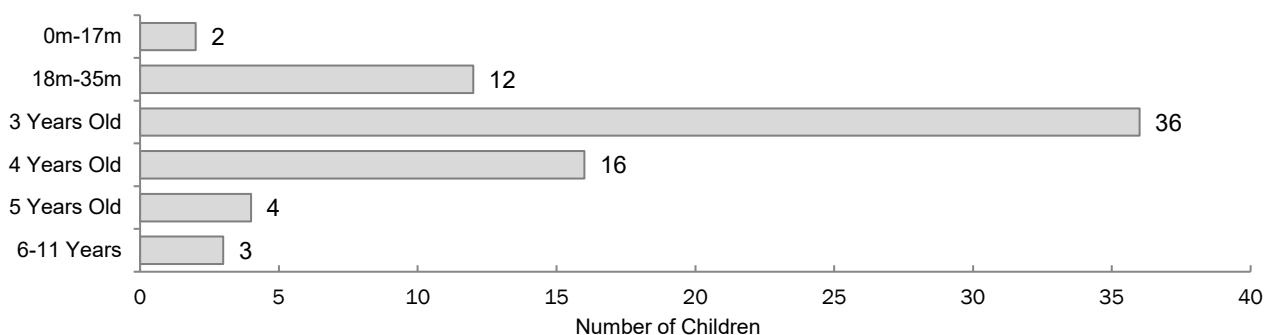
Children by Designation



Children by Program Type



Children by Age



Western Oregon
UNIVERSITY


The Research Institute

County Data Facts

All data as of August 31, 2021



Wasco



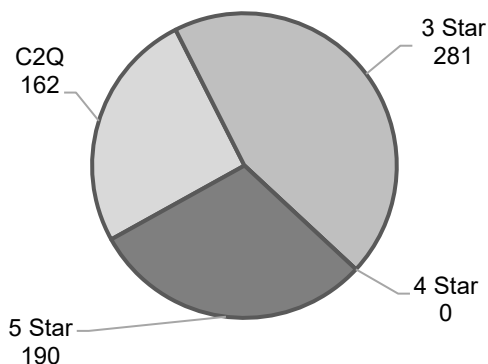
County Spark Participation

	# Licensed	C2Q	Star Rated Programs		
			3-Star	4-Star	5-Star
CC	2	1	1	0	0
CF	6	4	1	0	0
RF	15	7	1	0	0
HS	6	0	0	0	5
AP	1	0	0	0	0
Totals	30	12	3	0	5

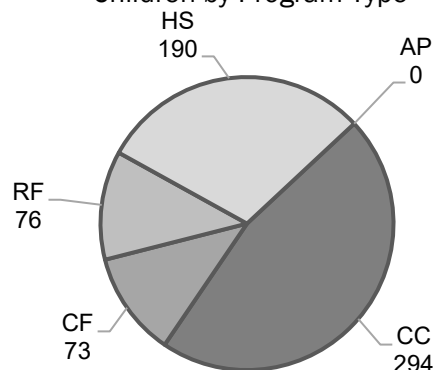
CC = Certified Center; CF = Certified Family; RF = Registered Family; HS = Head Start; AP = Alternative Pathway

Children in Spark Programs: 633

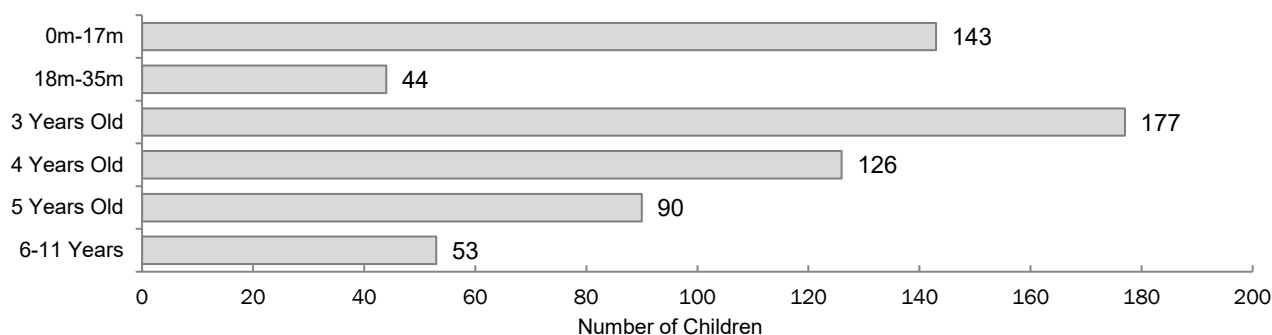
Children by Designation



Children by Program Type



Children by Age



Western Oregon
UNIVERSITY

The Research Institute

County Data Facts

All data as of August 31, 2021



Washington

73

County Spark Participation

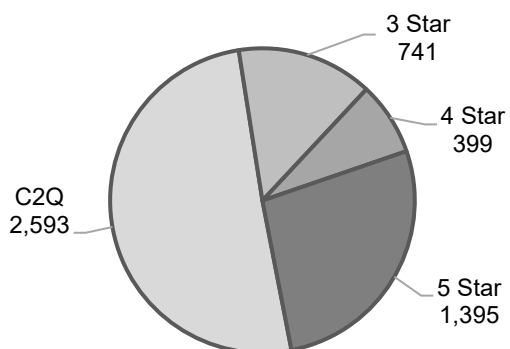
Star Rated Programs

	# Licensed	C2Q	3-Star	4-Star	5-Star
CC	152	27	7	5	3
CF	184	67	14	5	8
RF	174	48	8	2	1
HS	32	2	1	0	13
AP	12	6	2	1	3
Totals	554	150	32	13	28

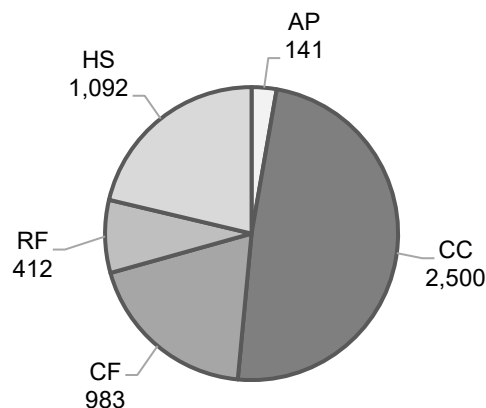
CC = Certified Center; CF = Certified Family; RF = Registered Family; HS = Head Start; AP = Alternative Pathway

Children in Spark Programs: 5,128

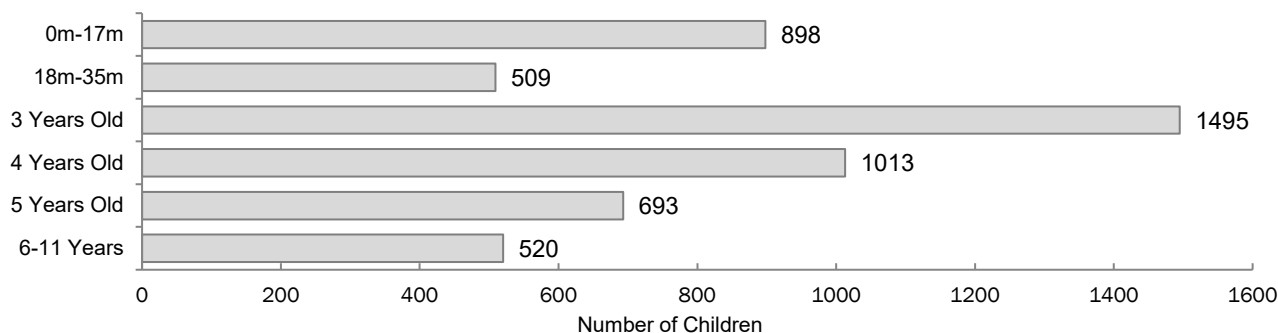
Children by Designation



Children by Program Type



Children by Age



Western Oregon
UNIVERSITY

The Research Institute

County Data Facts

All data as of August 31, 2021



Wheeler

County Spark Participation

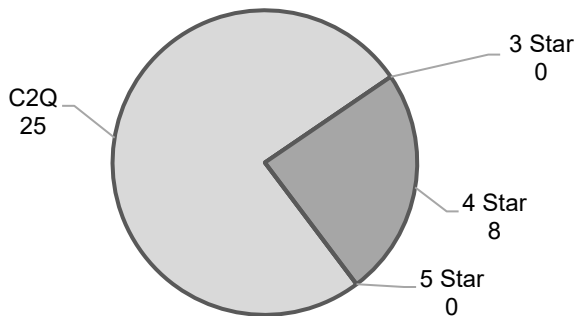
Star Rated Programs

	# Licensed	C2Q	3-Star	4-Star	5-Star
CC	0	0	0	0	0
CF	0	0	0	0	0
RF	1	0	0	0	0
HS	1	0	0	0	0
AP	3	2	0	1	0
Totals	5	2	0	1	0

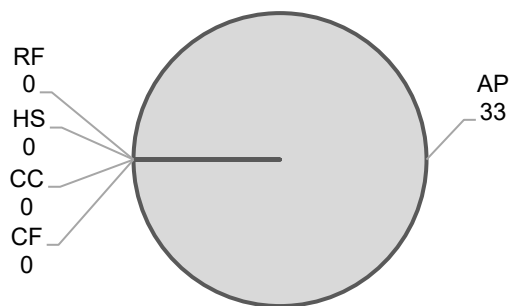
CC = Certified Center; CF = Certified Family; RF = Registered Family; HS = Head Start; AP = Alternative Pathway

Children in Spark Programs: 33

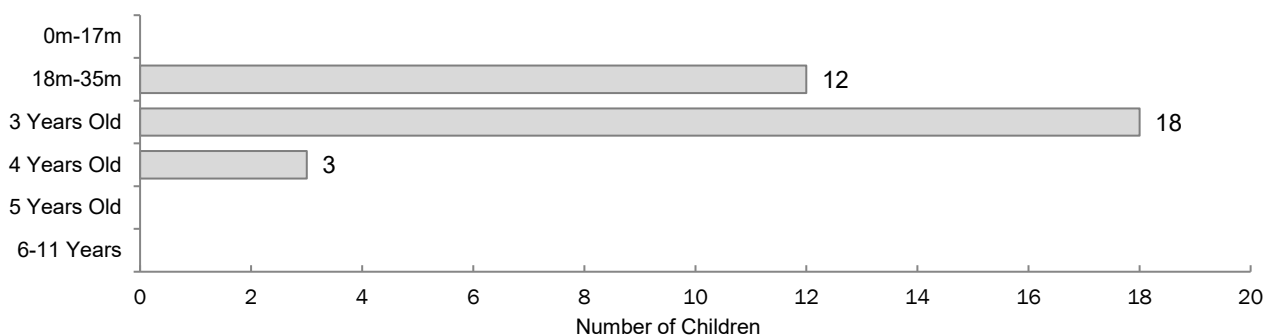
Children by Designation



Children by Program Type



Children by Age



Western Oregon
UNIVERSITY

The Research Institute

County Data Facts

All data as of August 31, 2021



Yamhill

17

County Spark Participation

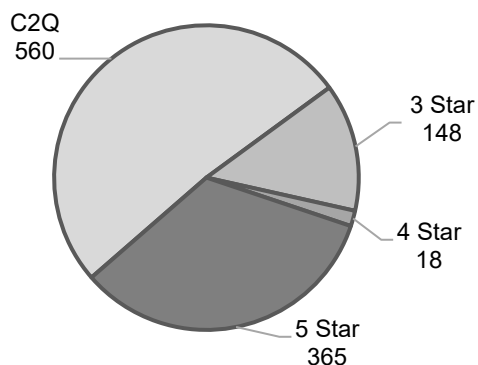
Star Rated Programs

	# Licensed	C2Q	3-Star	4-Star	5-Star
CC	18	5	2	0	0
CF	28	5	2	2	3
RF	22	2	1	0	2
HS	6	0	0	0	4
AP	3	2	1	0	0
Totals	77	14	6	2	9

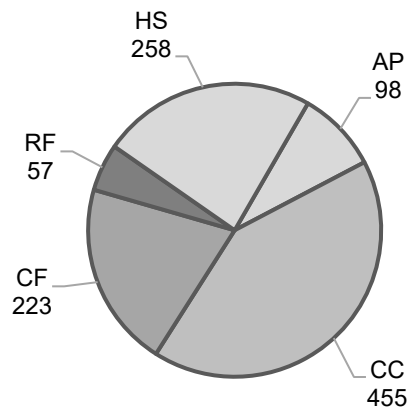
CC = Certified Center; CF = Certified Family; RF = Registered Family; HS = Head Start; AP = Alternative Pathway

Children in Spark Programs: 1,091

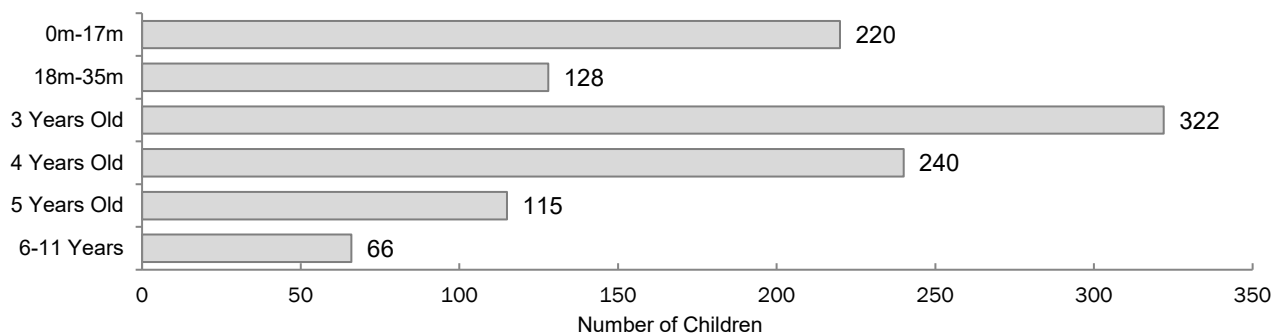
Children by Designation



Children by Program Type



Children by Age



Western Oregon
UNIVERSITY

The Research Institute