



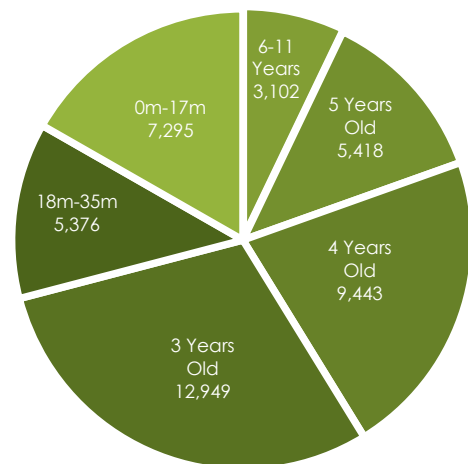
Data Facts

October 31, 2021
Oregonspark.org

Spark, Oregon's Quality Rating and Improvement System is a system designed to raise the quality and consistency of early learning programs across the state. Spark aligns with the national trend of QRISs that recognizes, rewards, and builds on the current quality of early learning. Spark provides a framework for program quality improvement while providing a tool that helps parents looking for quality early learning and care options.

Visit <http://www.oregonspark.org> for more information on requirements and standards.

There were 43,583 children in Early Learning & Development Programs (ELDPs) that had achieved a Commitment to Quality (C2Q) rating or above. Four in five (79%) of those children are in child care centers, 12% are in certified family child care, and 5% are in registered family child care. ELDPs that have attained a 3-, 4-, or 5-star rating provide service to 25,020 children. The age distribution of children in C2Q or star rated programs is highlighted in the figure. Head Start programs participating in the QRIS provide services to 12,741 children.



Total Children in Programs Participating in QRIS

43,583

This report reflects information gathered as of Oct 31, 2021.
For additional information please contact: 1-877-768-8290

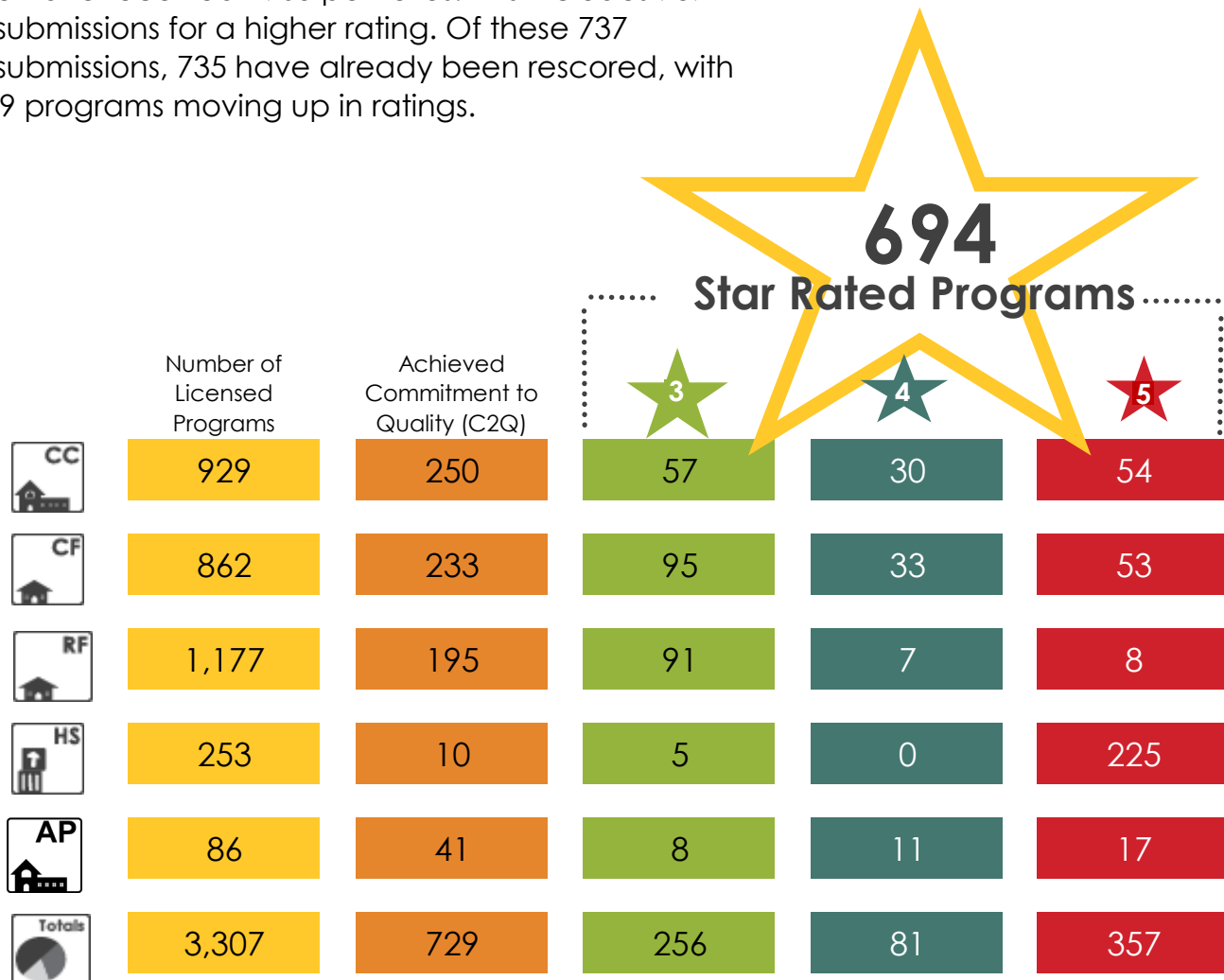
Data Fact Archive



Data Facts

October 31, 2021
Oregonspark.org

We have received 1965 portfolios. This includes 737 resubmissions for a higher rating. Of these 737 resubmissions, 735 have already been rescored, with 639 programs moving up in ratings.



CC = Certified Center; **CF** = Certified Family; **RF** = Registered Family; **HS** = Head Start; **AP** = Alternative Pathway

Alternative Pathway (AP) indicates programs that are license exempt due to their association with school districts. These School Partner programs may have been licensed in the past and are still eligible for Spark participation. There are other School Partner programs that are not currently participating in Spark. However, the full list is not available yet so there may be discrepancies in the Data Facts until all School Partners and School Partners participating in Spark (AP) can be identified.

This report reflects information gathered as of Oct 31, 2021.
For additional information please contact: 1-877-768-8290

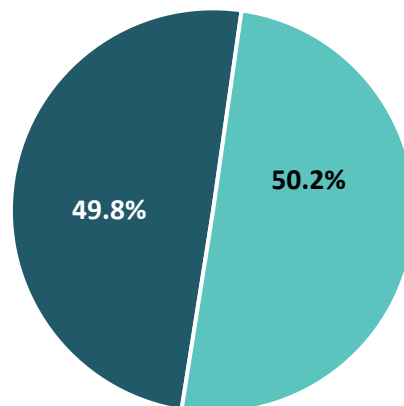
Data Fact Archive

Participation

This infographic shows the percentage of child care programs participating in Oregon's Spark by county.

Breakdown by Type

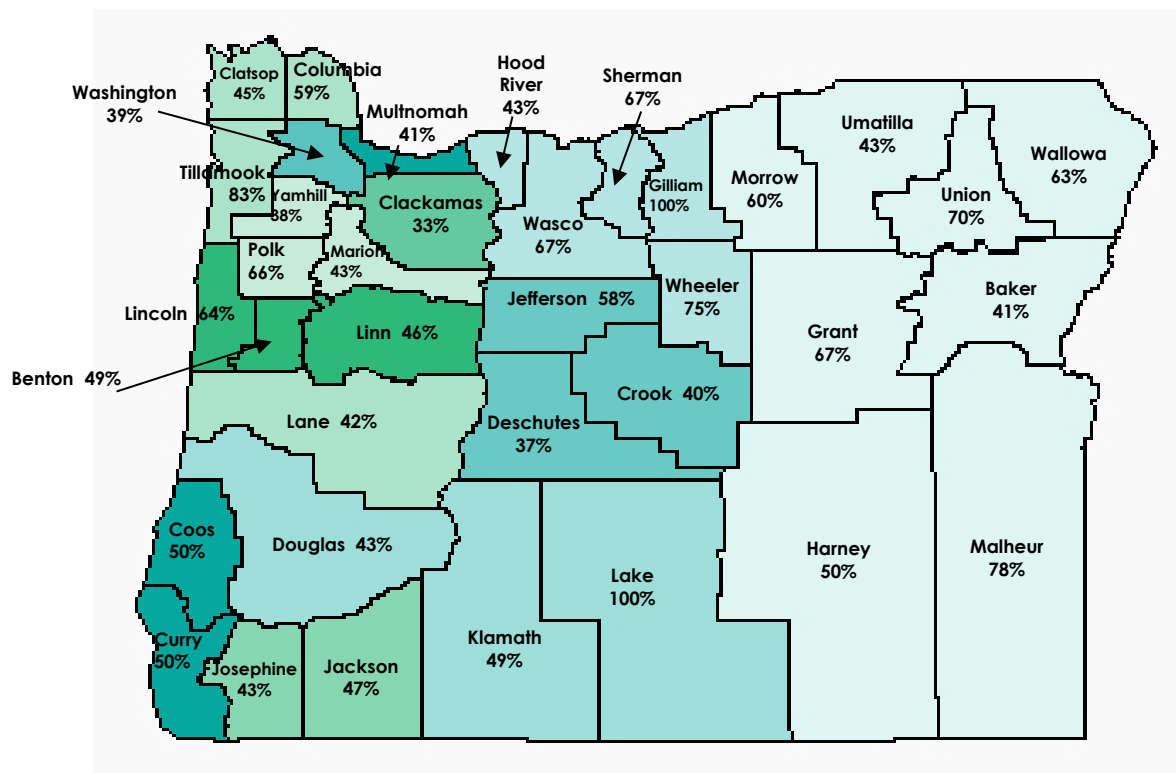
Centers includes licensed, alternative pathway, and Head Start programs. Family Child Care includes both large certified family and small registered family programs. There are 1423 programs participating in total.



Breakdown by Participation

Participation is a percentage of the total number of eligible programs in each county.

■ Centers ■ Family Child Care



Produced by the Center on Research, Evaluation & Analysis - The Research Institute at Western Oregon University

County Data Facts

All data as of October 31, 2021



Baker

County Spark Participation

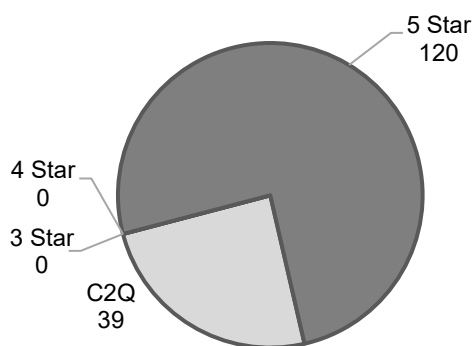
Star Rated Programs

	# Licensed	C2Q	3-Star	4-Star	5-Star
CC	2	1	0	0	0
CF	1	1	0	0	0
RF	12	3	0	0	0
HS	2	0	0	0	2
AP	0	0	0	0	0
Totals	17	5	0	0	2

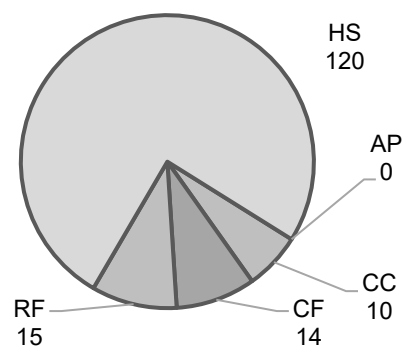
CC = Certified Center; CF = Certified Family; RF = Registered Family; HS = Head Start; AP = Alternative Pathway

Children in Spark Programs: 159

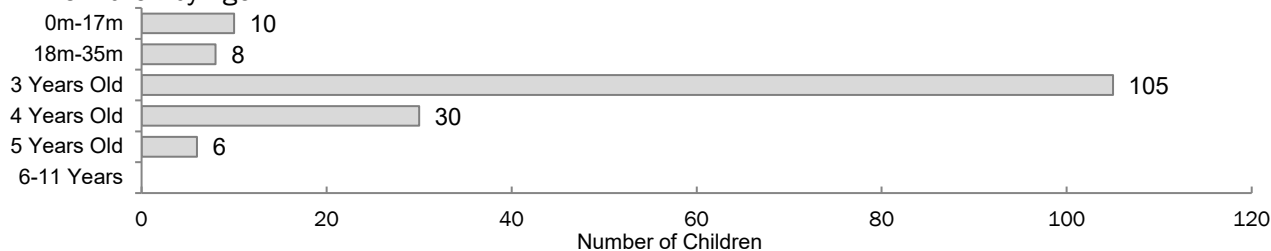
Children by Designation



Children by Program Type



Children by Age



Western Oregon
UNIVERSITY

The Research Institute

County Data Facts

All data as of October 31, 2021



Benton

14

County Spark Participation

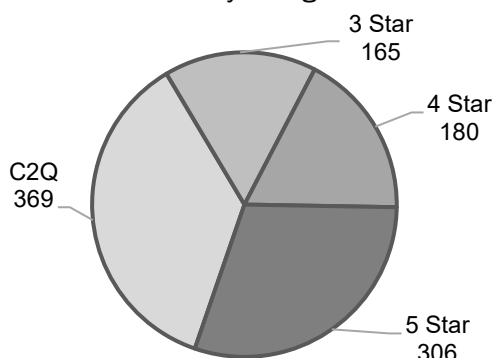
Star Rated Programs

	# Licensed	C2Q	3-Star	4-Star	5-Star
CC	25	9	2	2	4
CF	8	0	0	0	1
RF	14	1	1	2	0
HS	2	0	0	0	2
AP	0	0	0	0	0
Totals	49	10	3	4	7

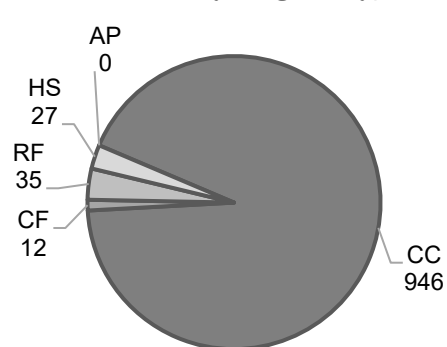
CC = Certified Center; CF = Certified Family; RF = Registered Family; HS = Head Start; AP = Alternative Pathway

Children in Spark Programs: 1,020

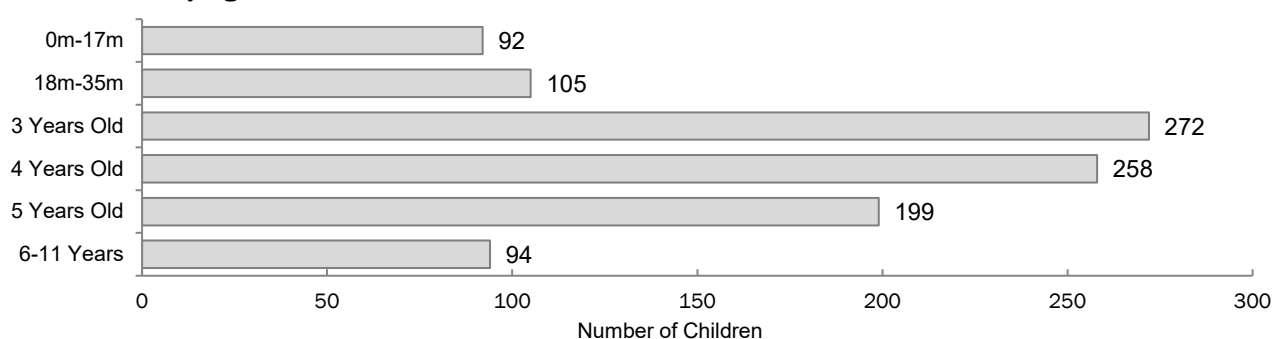
Children by Designation



Children by Program Type



Children by Age



Western Oregon
UNIVERSITY

The Research Institute

County Data Facts

All data as of October 31, 2021



Clackamas

35

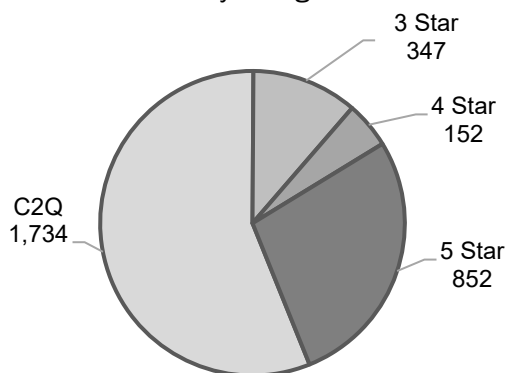
Star Rated Programs

	# Licensed	C2Q	3-Star	4-Star	5-Star
CC	91	20	1	2	3
CF	56	10	7	1	3
RF	79	9	5	0	0
HS	14	2	1	0	11
AP	6	4	1	0	0
Totals	246	45	15	3	17

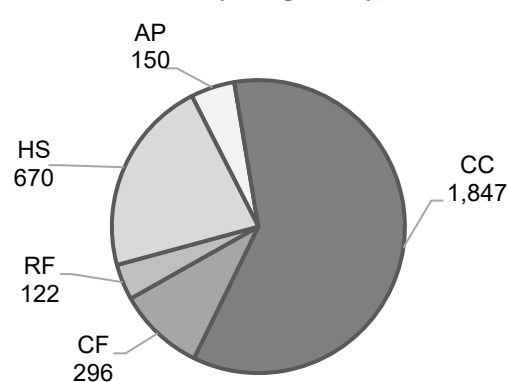
CC = Certified Center; CF = Certified Family; RF = Registered Family; HS = Head Start; AP = Alternative Pathway

Children in Spark Programs: 3,085

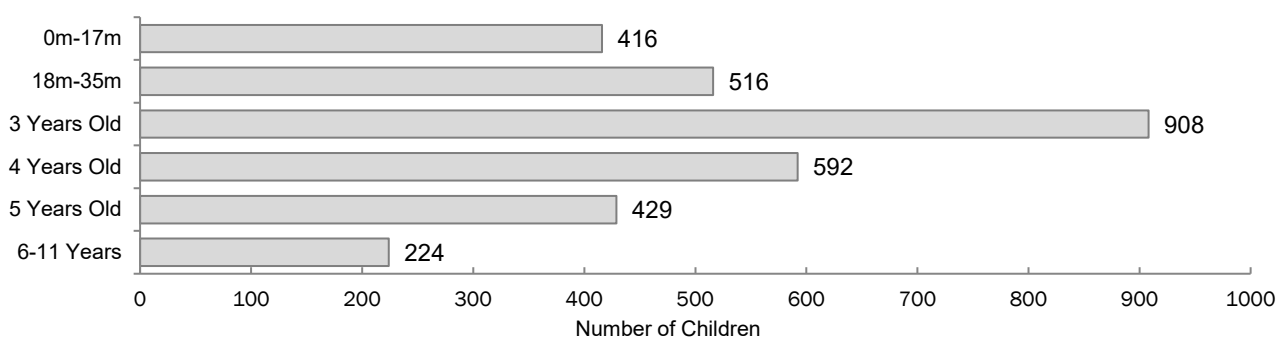
Children by Designation



Children by Program Type



Children by Age



Western Oregon
UNIVERSITY

The Research Institute

County Data Facts

All data as of October 31, 2021



Clatsop

County Spark Participation

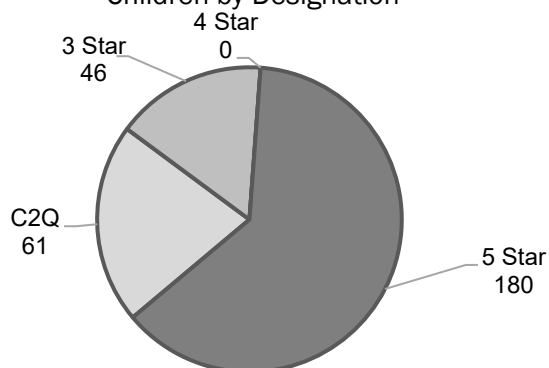
Star Rated Programs

	# Licensed	C2Q	3-Star	4-Star	5-Star
CC	7	0	1	0	0
CF	1	1	0	0	0
RF	9	2	1	0	0
HS	3	0	0	0	3
AP	2	1	0	0	1
Totals	22	4	2	0	4

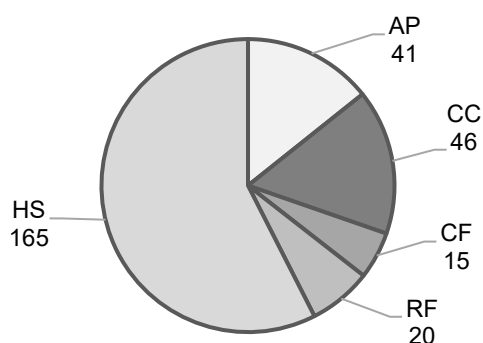
CC = Certified Center; CF = Certified Family; RF = Registered Family; HS = Head Start; AP = Alternative Pathway

Children in Spark Programs: 287

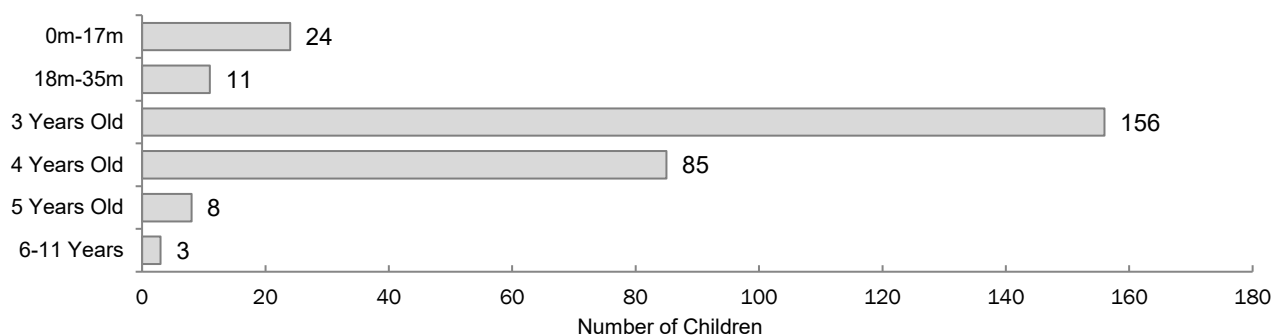
Children by Designation



Children by Program Type



Children by Age



Western Oregon
UNIVERSITY

The Research Institute

County Data Facts

All data as of October 31, 2021



Columbia

14

County Spark Participation

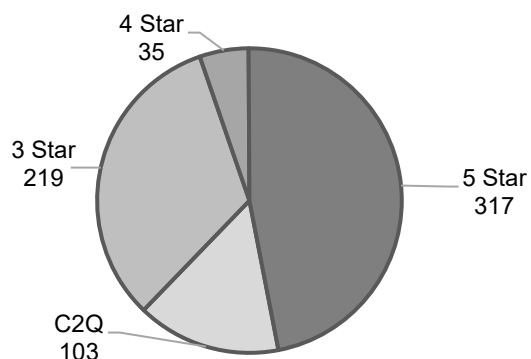
Star Rated Programs

	# Licensed	C2Q	3-Star	4-Star	5-Star
CC	8	2	2	0	1
CF	4	1	2	0	0
RF	12	2	1	0	0
HS	4	0	0	0	4
AP	4	0	0	1	3
Totals	32	5	5	1	8

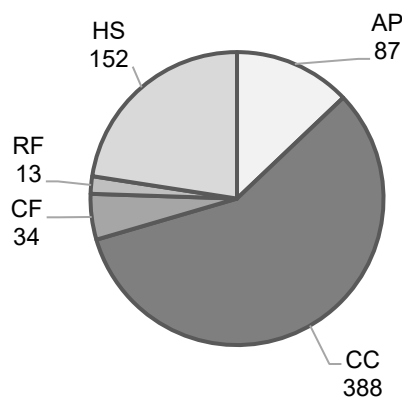
CC = Certified Center; CF = Certified Family; RF = Registered Family; HS = Head Start; AP = Alternative Pathway

Children in Spark Programs: 674

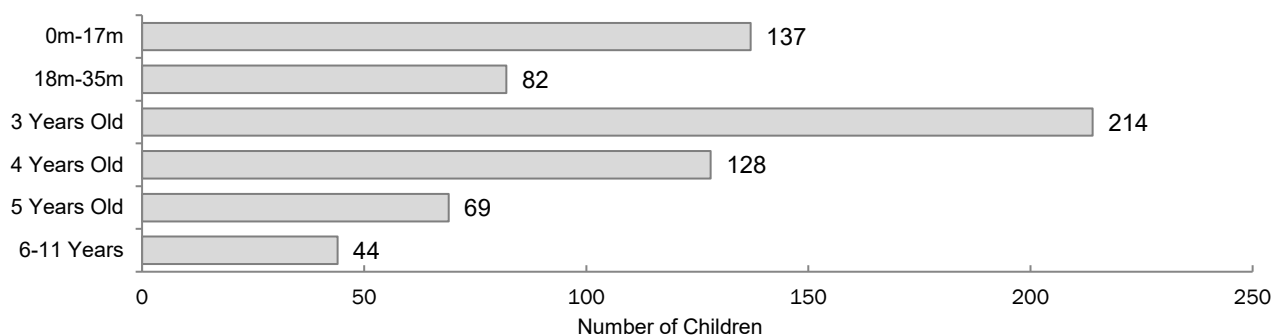
Children by Designation



Children by Program Type



Children by Age



Western Oregon
UNIVERSITY

The Research Institute

County Data Facts

All data as of October 31, 2021



Coos

12

County Spark Participation

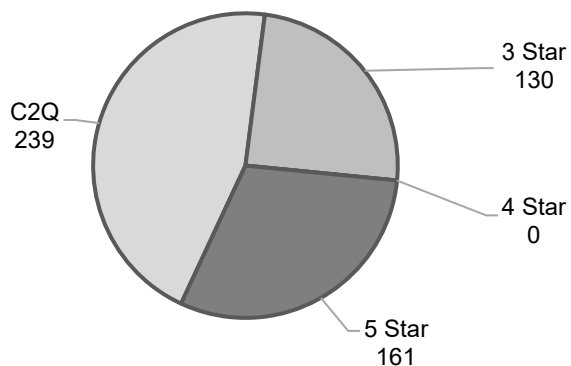
Star Rated Programs

	# Licensed	C2Q	3-Star	4-Star	5-Star
CC	6	4	1	0	0
CF	5	0	3	0	0
RF	20	2	3	0	0
HS	7	0	1	0	4
AP	2	2	0	0	0
Totals	40	8	8	0	4

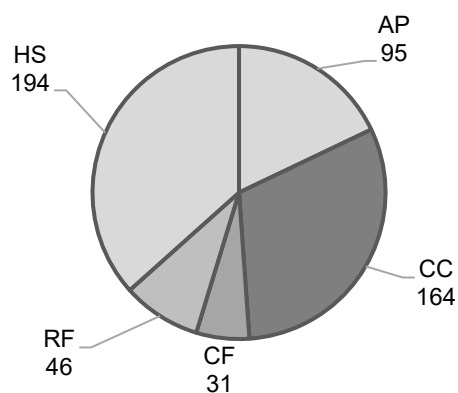
CC = Certified Center; CF = Certified Family; RF = Registered Family; HS = Head Start; AP = Alternative Pathway

Children in Spark Programs: 530

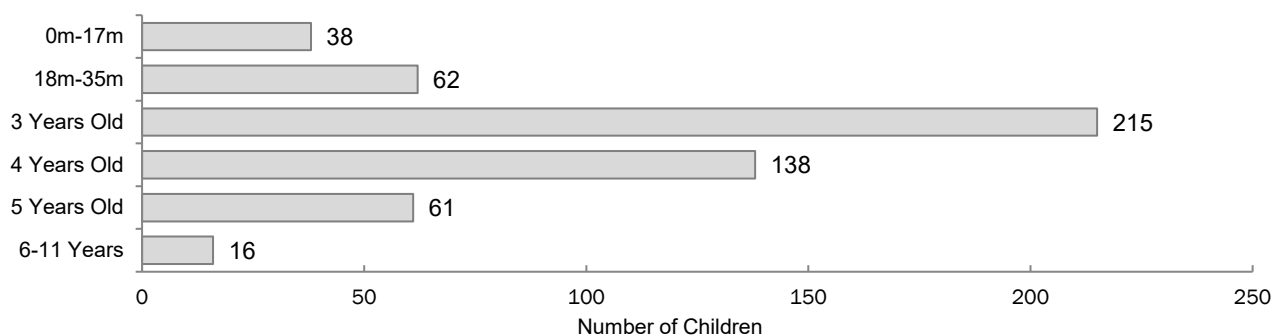
Children by Designation



Children by Program Type



Children by Age



Western Oregon
UNIVERSITY

The Research Institute

County Data Facts

All data as of October 31, 2021



Crook

County Spark Participation

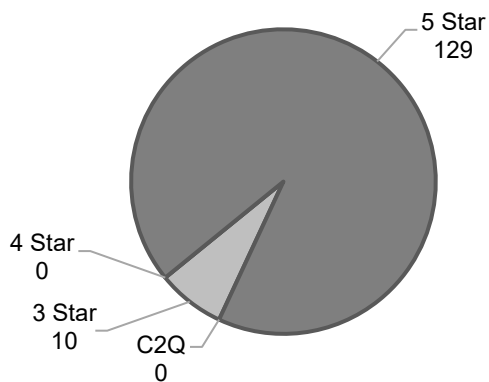
Star Rated Programs

	# Licensed	C2Q	3-Star	4-Star	5-Star
CC	4	0	0	0	1
CF	1	0	0	0	0
RF	3	0	1	0	0
HS	2	0	0	0	2
AP	0	0	0	0	0
Totals	10	0	1	0	3

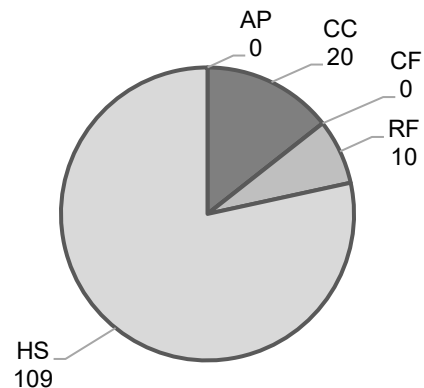
CC = Certified Center; CF = Certified Family; RF = Registered Family; HS = Head Start; AP = Alternative Pathway

Children in Spark Programs: 139

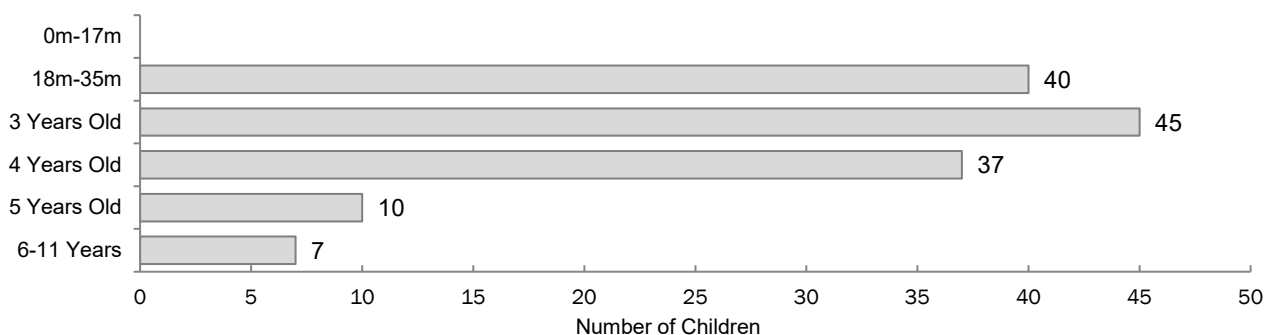
Children by Designation



Children by Program Type



Children by Age



Western Oregon
UNIVERSITY

The Research Institute

County Data Facts

All data as of October 31, 2021



Curry

County Spark Participation

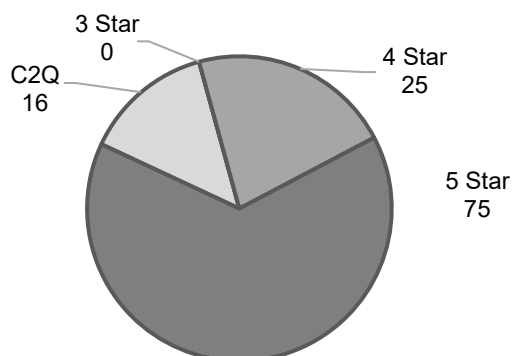
Star Rated Programs

	# Licensed	C2Q	3-Star	4-Star	5-Star
CC	2	0	0	0	0
CF	3	1	0	1	0
RF	1	0	0	0	0
HS	4	0	0	0	3
AP	0	0	0	0	0
Totals	10	1	0	1	3

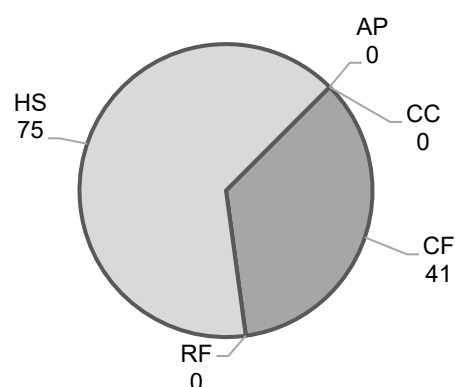
CC = Certified Center; CF = Certified Family; RF = Registered Family; HS = Head Start; AP = Alternative Pathway

Children in Spark Programs: 116

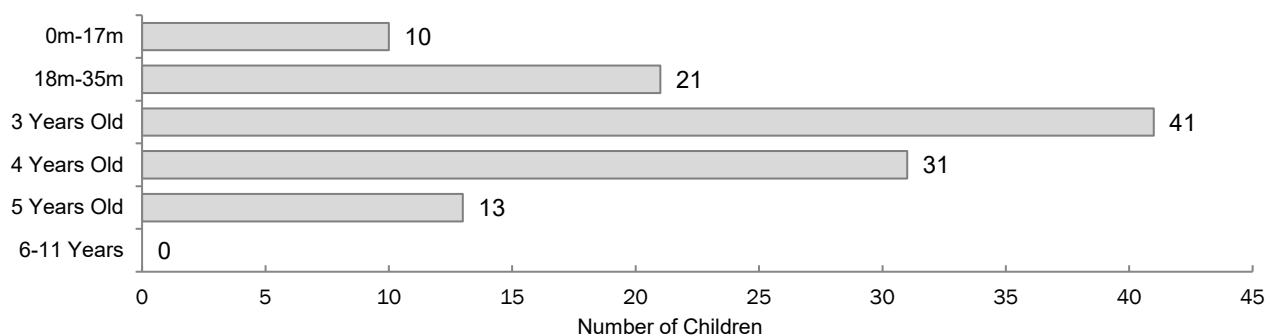
Children by Designation



Children by Program Type



Children by Age



Western Oregon
UNIVERSITY

The Research Institute

County Data Facts

All data as of October 31, 2021



Douglas

22

County Spark Participation

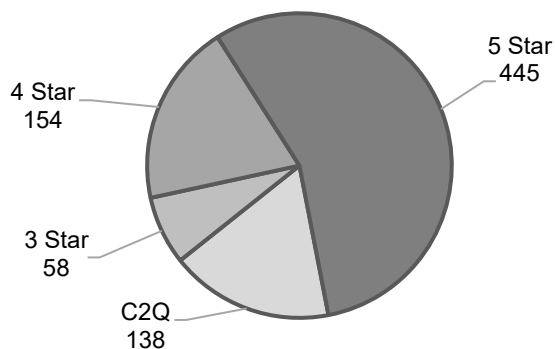
Star Rated Programs

	# Licensed	C2Q	3-Star	4-Star	5-Star
CC	14	3	1	1	3
CF	5	0	1	0	2
RF	36	4	1	0	2
HS	7	0	0	0	5
AP	7	1	1	2	3
Totals	69	8	4	3	15

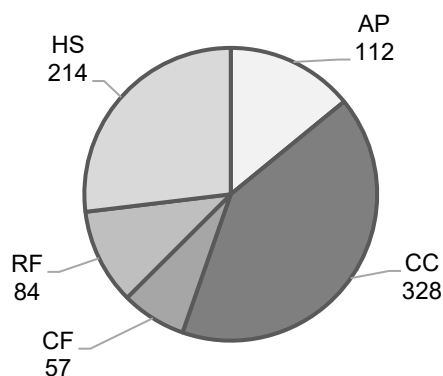
CC = Certified Center; CF = Certified Family; RF = Registered Family; HS = Head Start; AP = Alternative Pathway

Children in Spark Programs: 795

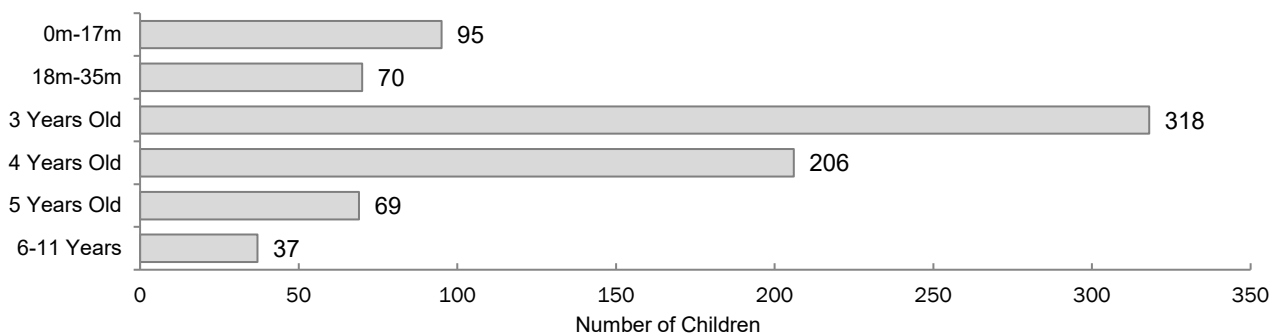
Children by Designation



Children by Program Type



Children by Age



Western Oregon
UNIVERSITY

The Research Institute

County Data Facts

All data as of October 31, 2021



Gilliam

County Spark Participation

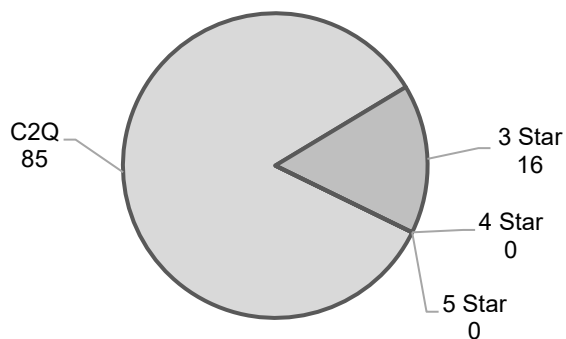
Star Rated Programs

	# Licensed	C2Q	3-Star	4-Star	5-Star
CC	1	1	0	0	0
CF	1	0	1	0	0
RF	0	0	0	0	0
HS	0	0	0	0	0
AP	0	0	0	0	0
Totals	2	1	1	0	0

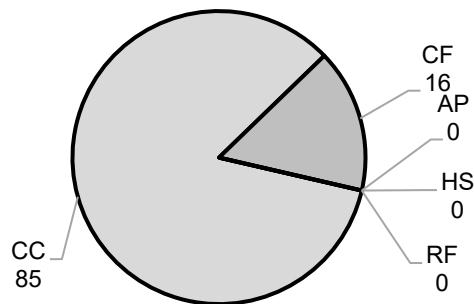
CC = Certified Center; CF = Certified Family; RF = Registered Family; HS = Head Start; AP = Alternative Pathway

Children in Spark Programs: 101

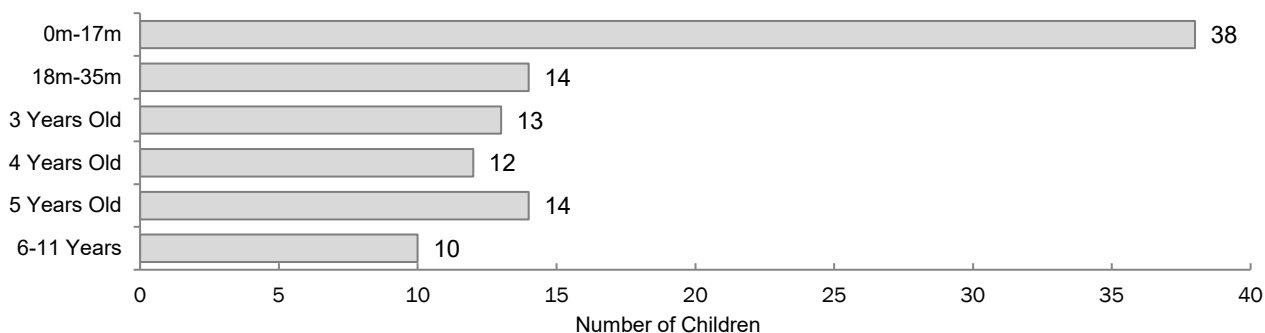
Children by Designation



Children by Program Type



Children by Age



Western Oregon
UNIVERSITY

The Research Institute

County Data Facts

All data as of October 31, 2021



Deschutes

30

County Spark Participation

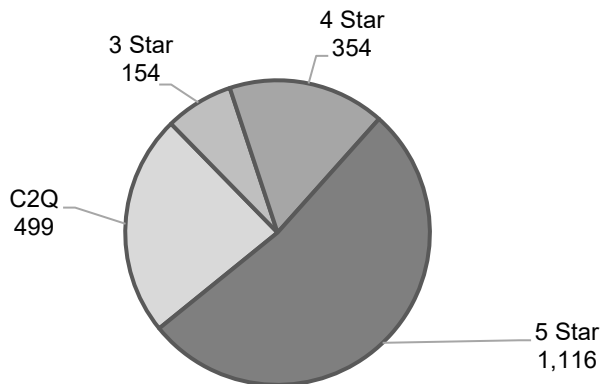
Star Rated Programs

	# Licensed	C2Q	3-Star	4-Star	5-Star
CC	59	7	2	5	6
CF	44	13	3	2	1
RF	35	4	4	0	0
HS	9	0	0	0	7
AP	1	1	0	0	0
Totals	148	25	9	7	14

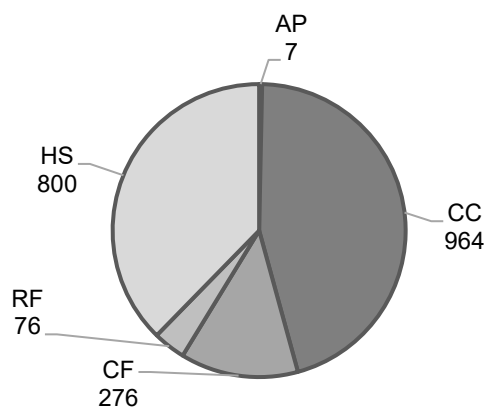
CC = Certified Center; CF = Certified Family; RF = Registered Family; HS = Head Start; AP = Alternative Pathway

Children in Spark Programs: 2,123

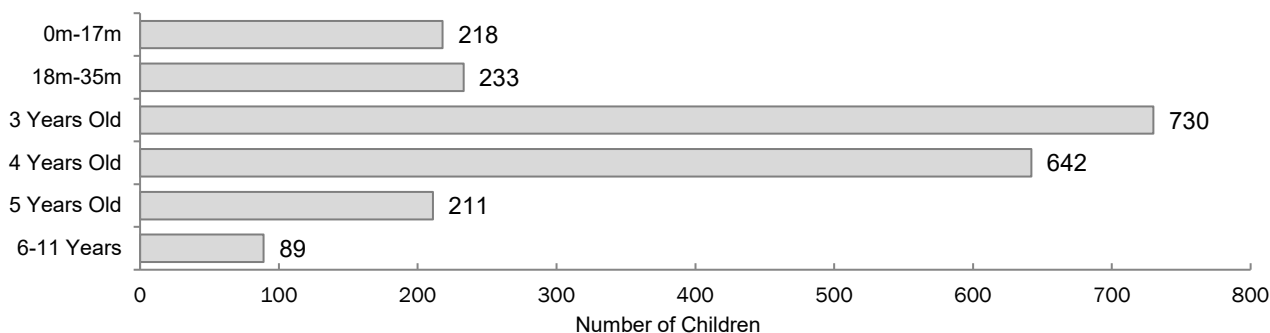
Children by Designation



Children by Program Type



Children by Age



Western Oregon
UNIVERSITY

The Research Institute

County Data Facts

All data as of October 31, 2021



Linn

12

County Spark Participation

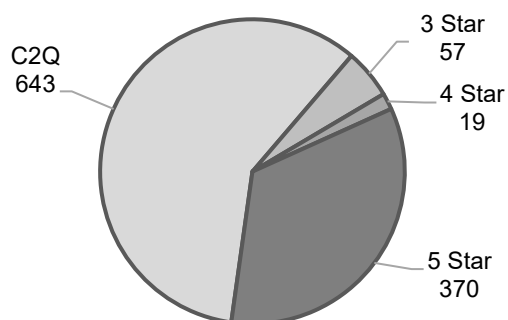
Star Rated Programs

	# Licensed	C2Q	3-Star	4-Star	5-Star
CC	17	10	1	0	1
CF	16	6	2	0	0
RF	33	4	3	1	0
HS	5	0	0	0	4
AP	1	1	0	0	0
Totals	72	21	6	1	5

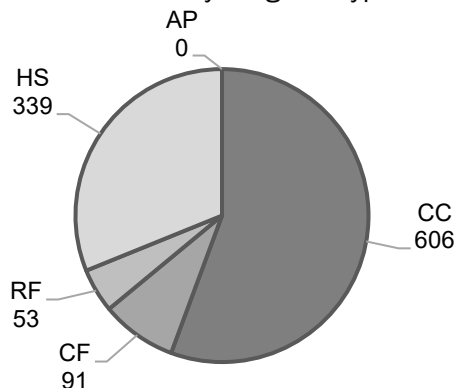
CC = Certified Center; CF = Certified Family; RF = Registered Family; HS = Head Start; AP = Alternative Pathway

Children in Spark Programs: 1,089

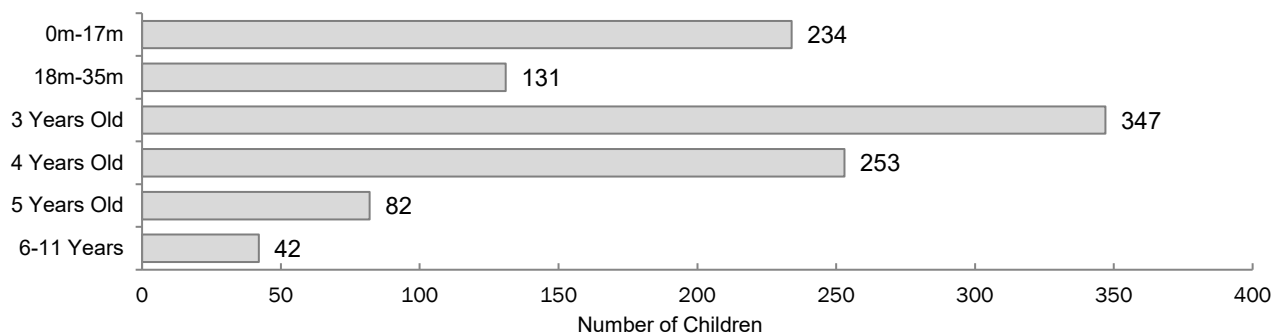
Children by Designation



Children by Program Type



Children by Age



Western Oregon
UNIVERSITY

The Research Institute

County Data Facts

All data as of October 31, 2021



Grant

County Spark Participation

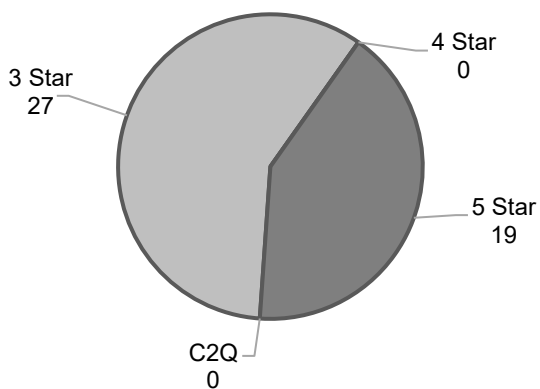
Star Rated Programs

	# Licensed	C2Q	3-Star	4-Star	5-Star
CC	1	0	1	0	0
CF	1	0	0	0	0
RF	0	0	0	0	0
HS	1	0	0	0	1
AP	0	0	0	0	0
Totals	3	0	1	0	1

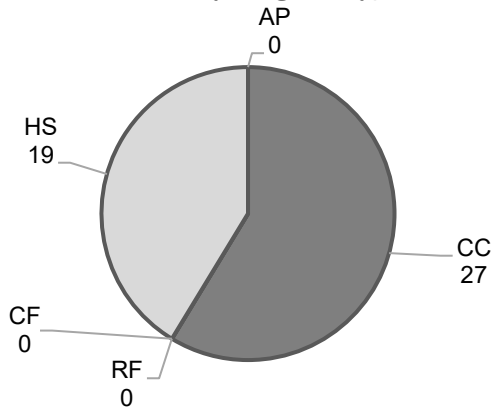
CC = Certified Center; CF = Certified Family; RF = Registered Family; HS = Head Start; AP = Alternative Pathway

Children in Spark Programs: 46

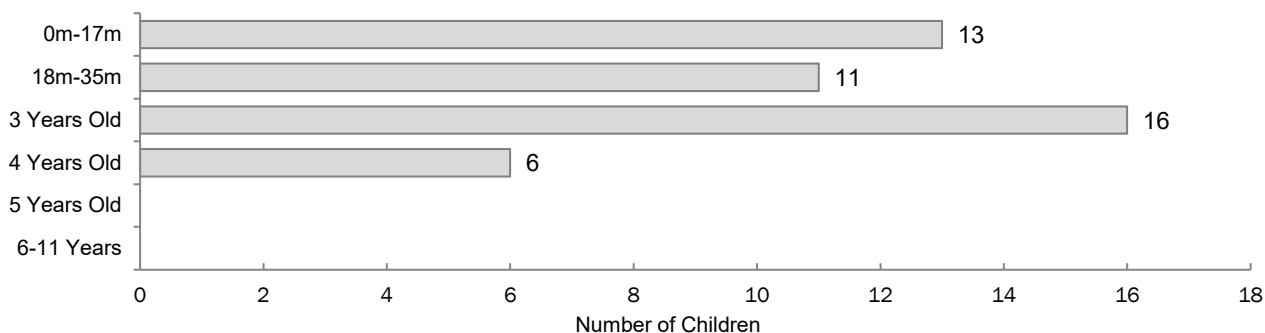
Children by Designation



Children by Program Type



Children by Age



Western Oregon
UNIVERSITY

The Research Institute

County Data Facts

All data as of October 31, 2021



Harney

County Spark Participation

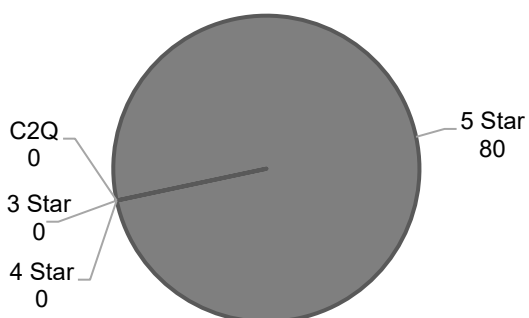
Star Rated Programs

	# Licensed	C2Q	3-Star	4-Star	5-Star
CC	0	0	0	0	0
CF	0	0	0	0	0
RF	1	0	0	0	0
HS	1	0	0	0	1
AP	0	0	0	0	0
Totals	2	0	0	0	1

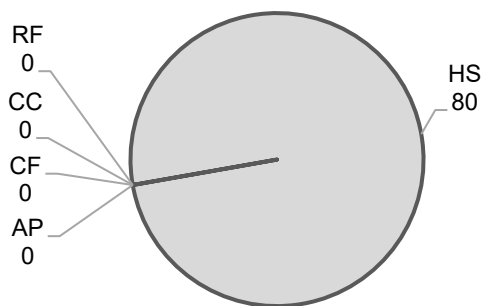
CC = Certified Center; CF = Certified Family; RF = Registered Family; HS = Head Start; AP = Alternative Pathway

Children in Spark Programs: 80

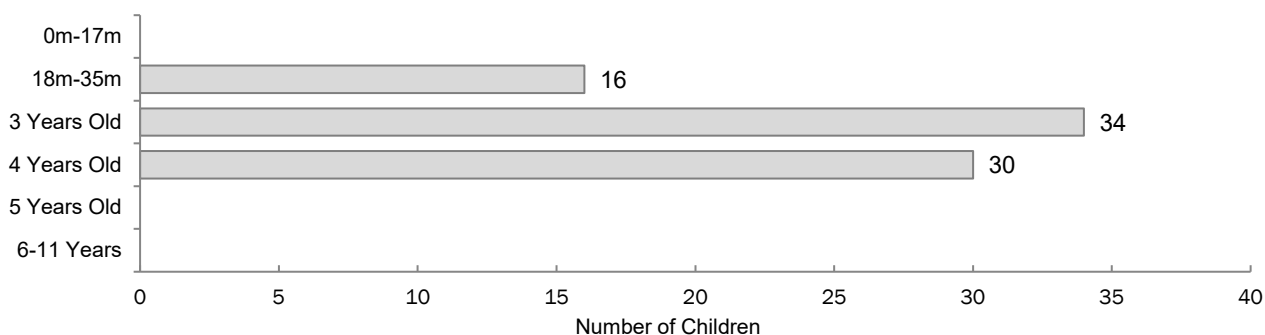
Children by Designation



Children by Program Type



Children by Age



Western Oregon
UNIVERSITY


The Research Institute

County Data Facts

All data as of October 31, 2021



Hood River



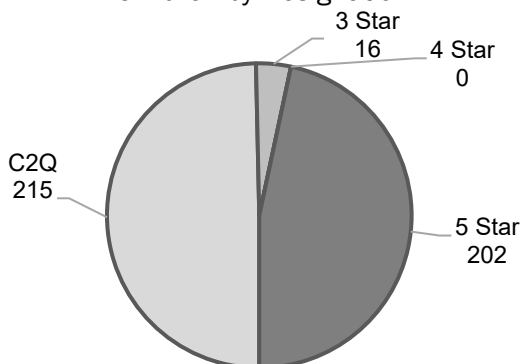
County Spark Participation

		Star Rated Programs			
	# Licensed	C2Q	3-Star	4-Star	5-Star
CC	12	3	0	0	0
CF	9	3	0	0	0
RF	12	3	0	0	0
HS	8	0	0	0	8
AP	1	0	1	0	0
Totals	42	9	1	0	8

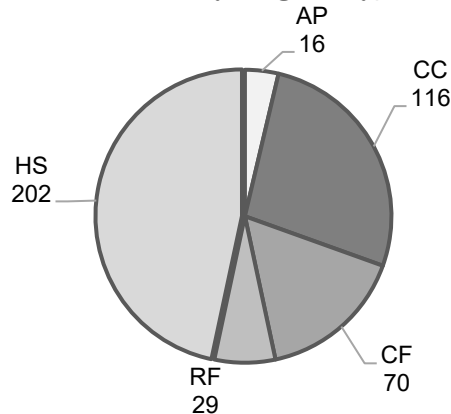
CC = Certified Center; CF = Certified Family; RF = Registered Family; HS = Head Start; AP = Alternative Pathway

Children in Spark Programs: 433

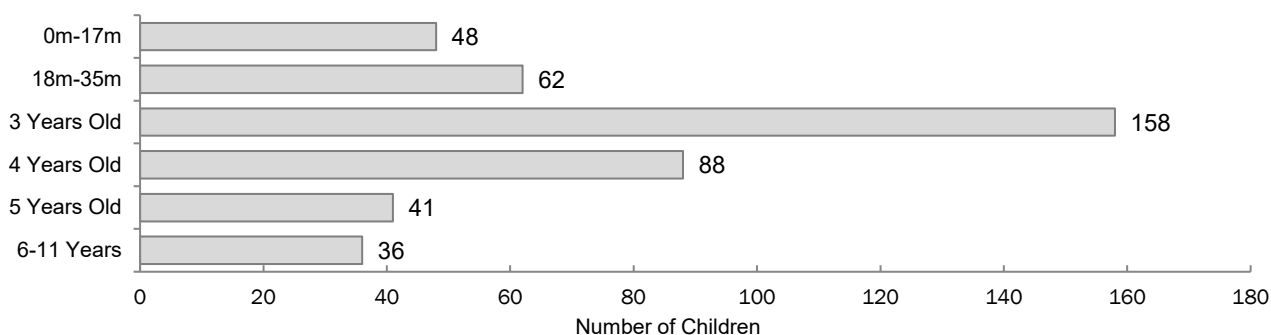
Children by Designation



Children by Program Type



Children by Age



Western Oregon
UNIVERSITY

The Research Institute

County Data Facts

All data as of October 31, 2021



Jackson

45

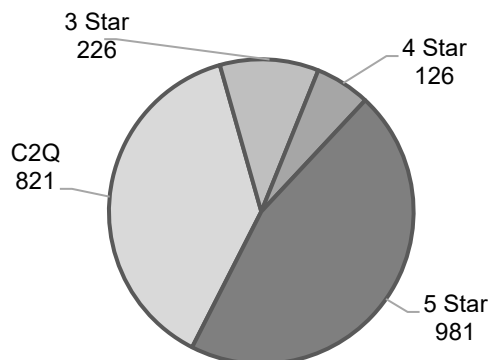
Star Rated Programs

	# Licensed	C2Q	3-Star	4-Star	5-Star
CC	39	8	2	2	2
CF	44	9	11	3	1
RF	63	13	7	0	0
HS	18	1	0	0	17
AP	1	1	0	0	0
Totals	165	32	20	5	20

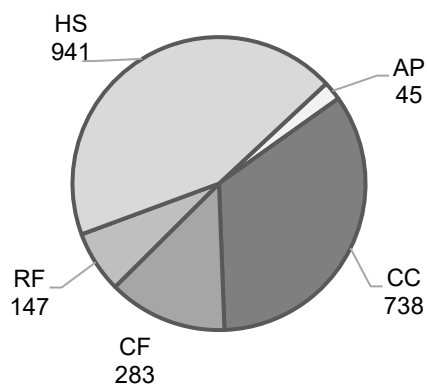
CC = Certified Center; CF = Certified Family; RF = Registered Family; HS = Head Start; AP = Alternative Pathway

Children in Spark Programs: 2,154

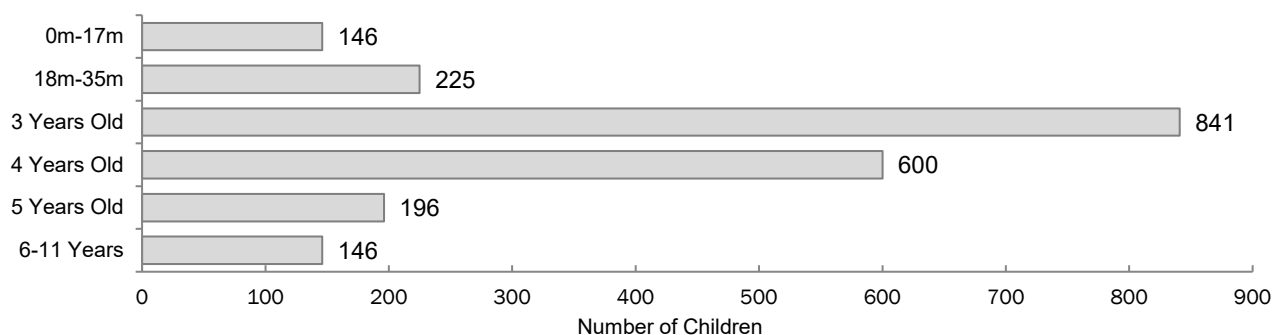
Children by Designation



Children by Program Type



Children by Age



Western Oregon
UNIVERSITY

The Research Institute

County Data Facts

All data as of October 31, 2021



Jefferson

County Spark Participation

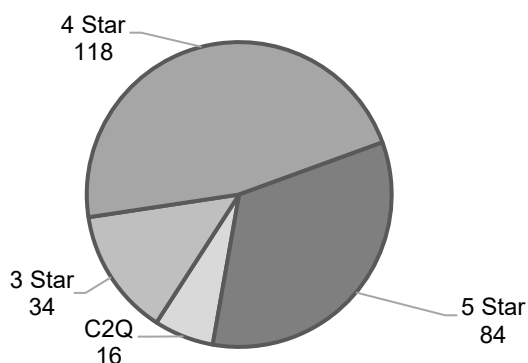
Star Rated Programs

	# Licensed	C2Q	3-Star	4-Star	5-Star
CC	4	0	2	1	0
CF	2	1	0	0	0
RF	3	1	0	0	0
HS	2	0	0	0	2
AP	1	0	0	0	0
Totals	12	2	2	1	2

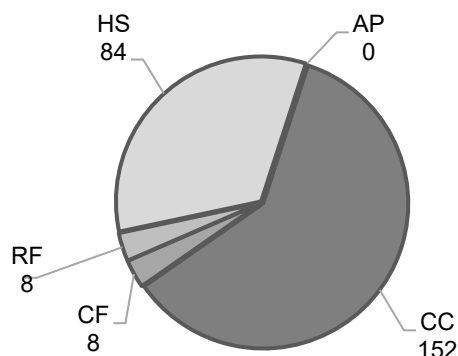
CC = Certified Center; CF = Certified Family; RF = Registered Family; HS = Head Start; AP = Alternative Pathway

Children in Spark Programs: 252

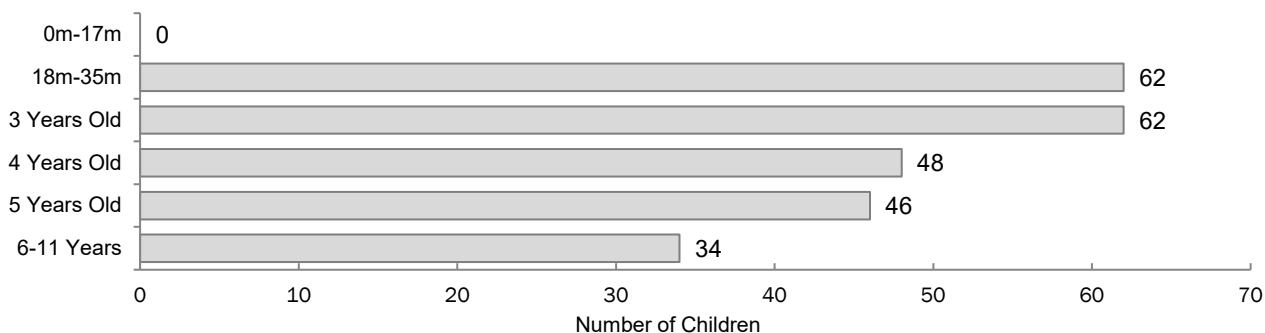
Children by Designation



Children by Program Type



Children by Age



Western Oregon
UNIVERSITY

The Research Institute

County Data Facts

All data as of October 31, 2021



Josephine

16

County Spark Participation

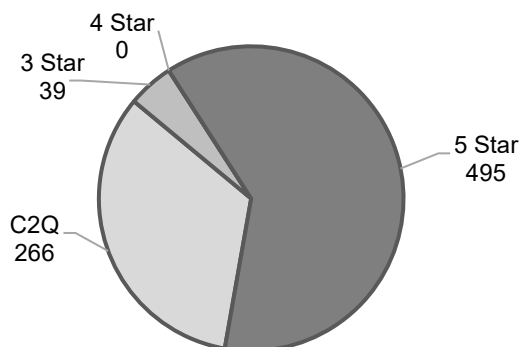
Star Rated Programs

	# Licensed	C2Q	3-Star	4-Star	5-Star
CC	25	7	0	0	1
CF	13	3	2	0	1
RF	12	0	2	0	0
HS	9	0	0	0	9
AP	1	0	0	0	1
Totals	60	10	4	0	12

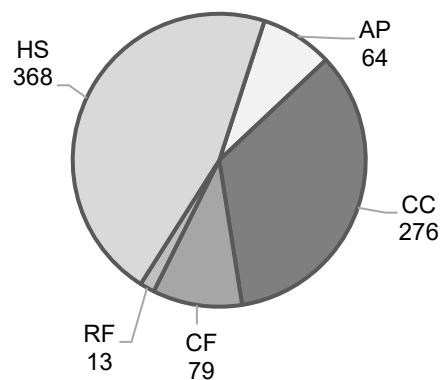
CC = Certified Center; CF = Certified Family; RF = Registered Family; HS = Head Start; AP = Alternative Pathway

Children in Spark Programs: 800

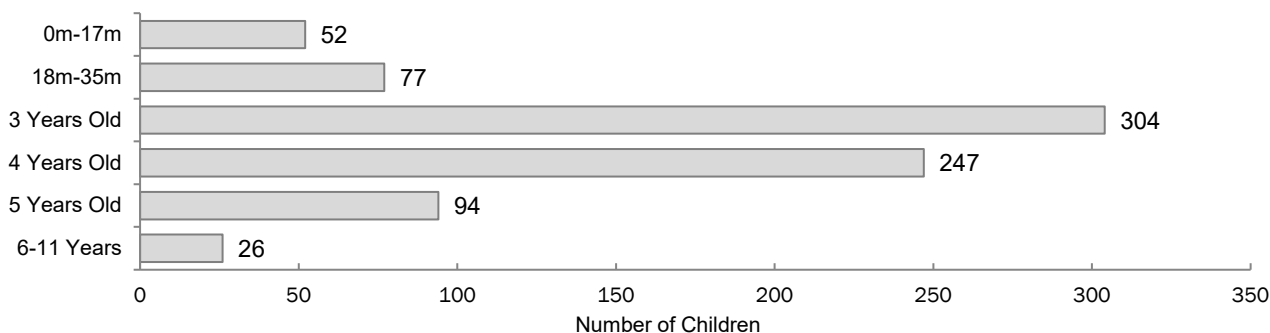
Children by Designation



Children by Program Type



Children by Age



Western Oregon
UNIVERSITY

The Research Institute

County Data Facts

All data as of October 31, 2021



Klamath

13

County Spark Participation

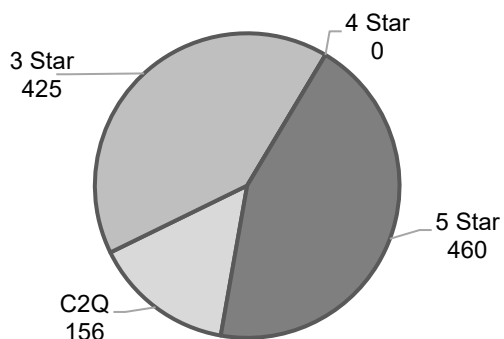
Star Rated Programs

	# Licensed	C2Q	3-Star	4-Star	5-Star
CC	9	2	1	0	1
CF	5	2	2	0	1
RF	21	2	1	0	0
HS	7	0	1	0	6
AP	3	3	0	0	0
Totals	45	9	5	0	8

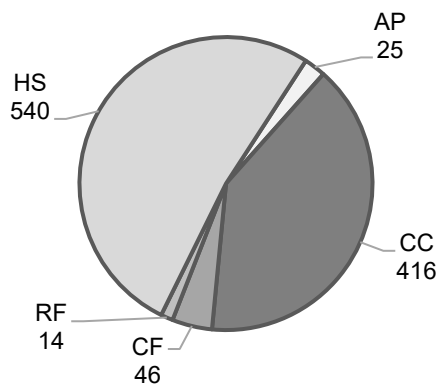
CC = Certified Center; CF = Certified Family; RF = Registered Family; HS = Head Start; AP = Alternative Pathway

Children in Spark Programs: 1,041

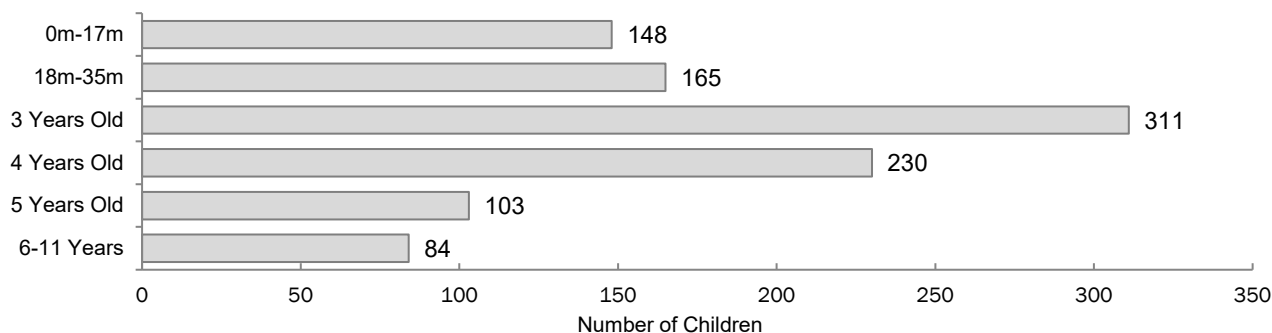
Children by Designation



Children by Program Type



Children by Age



Western Oregon
UNIVERSITY


The Research Institute

County Data Facts

All data as of October 31, 2021



Lake




County Spark Participation

	# Licensed	C2Q	Star Rated Programs		
			3-Star	4-Star	5-Star
CC	0	0	0	0	0
CF	0	0	0	0	0
RF	0	0	0	0	0
HS	1	0	0	0	1
AP	0	0	0	0	0
Totals	1	0	0	0	1

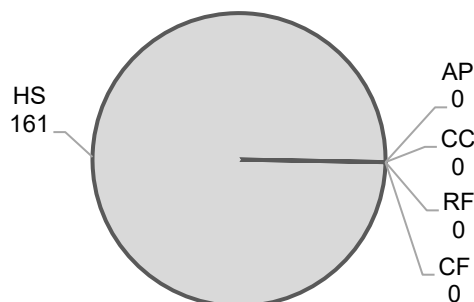
CC = Certified Center; CF = Certified Family; RF = Registered Family; HS = Head Start; AP = Alternative Pathway

Children in Spark Programs: 161

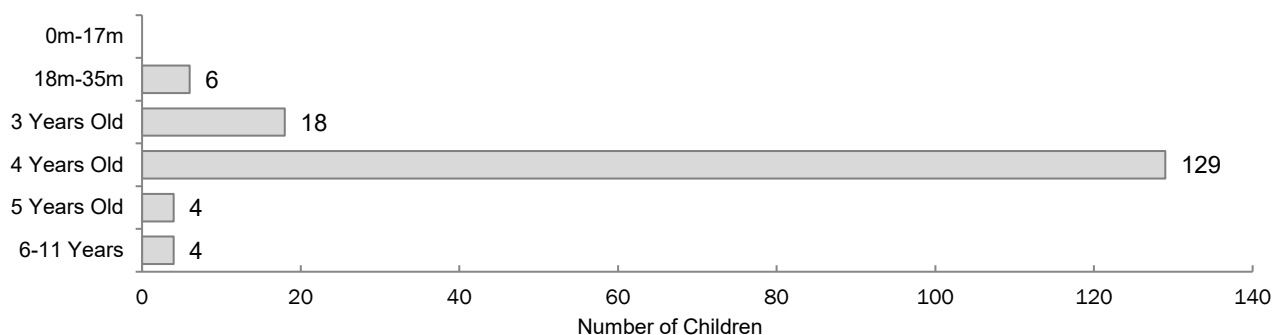
Children by Designation



Children by Program Type



Children by Age



Western Oregon
UNIVERSITY

The Research Institute

County Data Facts

All data as of October 31, 2021



Lane

77

County Spark Participation

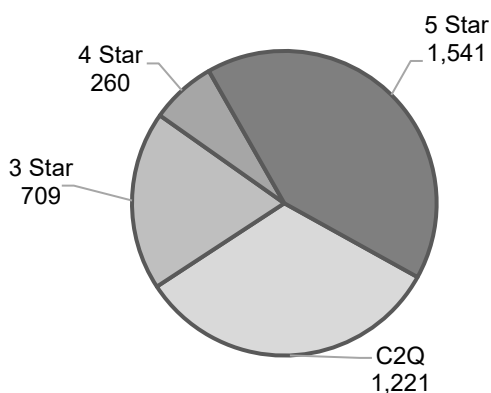
Star Rated Programs

	# Licensed	C2Q	3-Star	4-Star	5-Star
CC	83	21	9	1	11
CF	68	9	9	9	6
RF	86	1	7	0	1
HS	20	0	0	0	18
AP	8	2	1	4	1
Totals	265	33	26	14	37

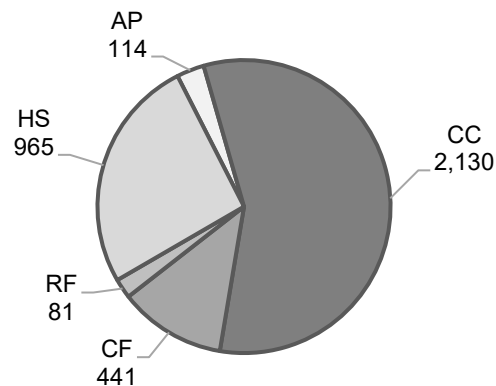
CC = Certified Center; CF = Certified Family; RF = Registered Family; HS = Head Start; AP = Alternative Pathway

Children in Spark Programs: 3,731

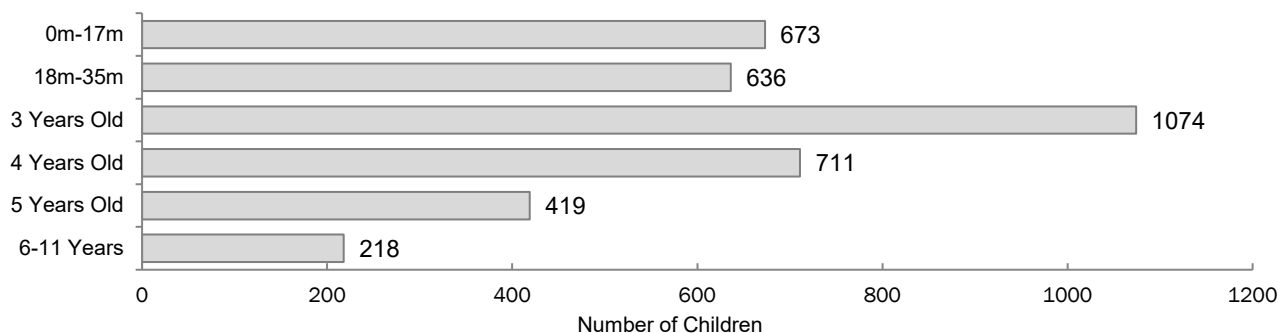
Children by Designation



Children by Program Type



Children by Age



Western Oregon
UNIVERSITY

The Research Institute

County Data Facts

All data as of October 31, 2021



Lincoln

County Spark Participation

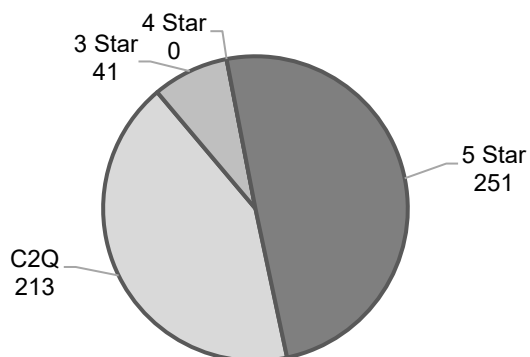
Star Rated Programs

	# Licensed	C2Q	3-Star	4-Star	5-Star
CC	5	2	0	0	1
CF	6	2	1	0	0
RF	6	0	2	0	0
HS	3	0	0	0	3
AP	5	5	0	0	0
Totals	20	4	3	0	4

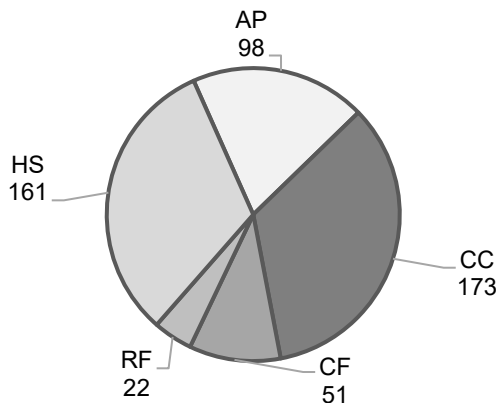
CC = Certified Center; CF = Certified Family; RF = Registered Family; HS = Head Start; AP = Alternative Pathway

Children in Spark Programs: 505

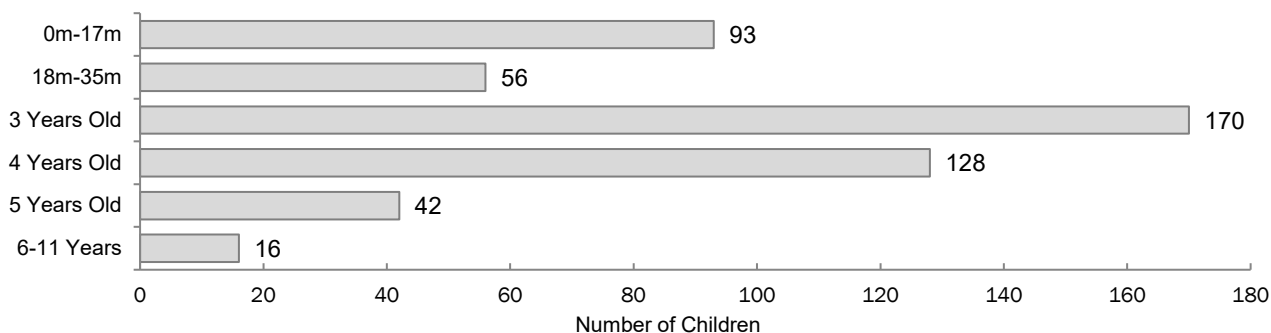
Children by Designation



Children by Program Type



Children by Age



Western Oregon
UNIVERSITY

The Research Institute

County Data Facts

All data as of October 31, 2021



Malheur

12

County Spark Participation

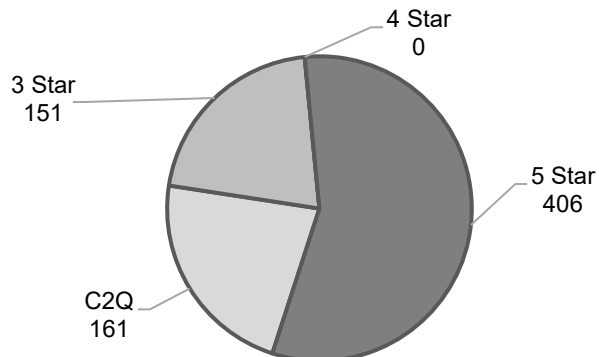
Star Rated Programs

	# Licensed	C2Q	3-Star	4-Star	5-Star
CC	5	2	1	0	0
CF	5	1	2	0	0
RF	8	3	4	0	0
HS	6	1	0	0	5
AP	3	2	0	0	0
Totals	27	9	7	0	5

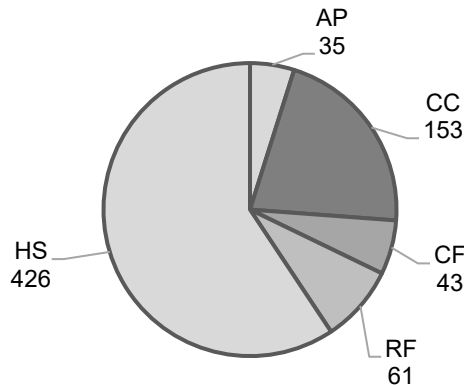
CC = Certified Center; CF = Certified Family; RF = Registered Family; HS = Head Start; AP = Alternative Pathway

Children in Spark Programs: 718

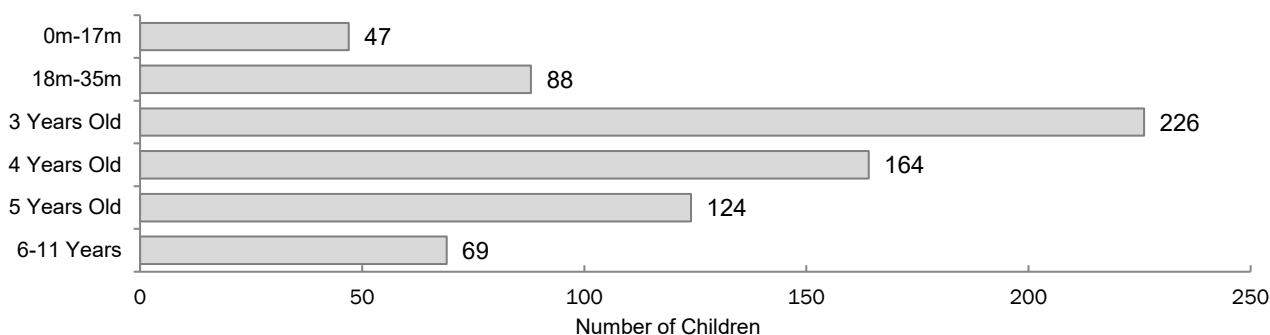
Children by Designation



Children by Program Type



Children by Age



Western Oregon
UNIVERSITY

The Research Institute

County Data Facts

All data as of October 31, 2021



Marion

63

County Spark Participation

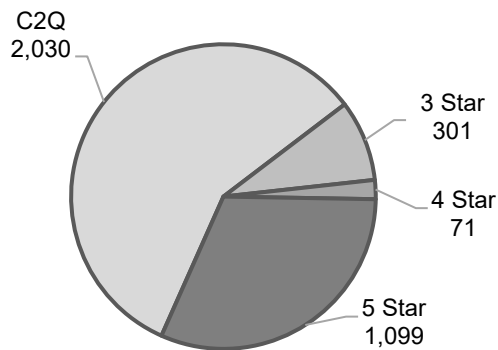
Star Rated Programs

	# Licensed	C2Q	3-Star	4-Star	5-Star
CC	63	34	2	2	1
CF	80	11	11	3	11
RF	136	18	7	0	2
HS	23	2	0	0	21
AP	8	5	0	0	3
Totals	310	70	20	5	38

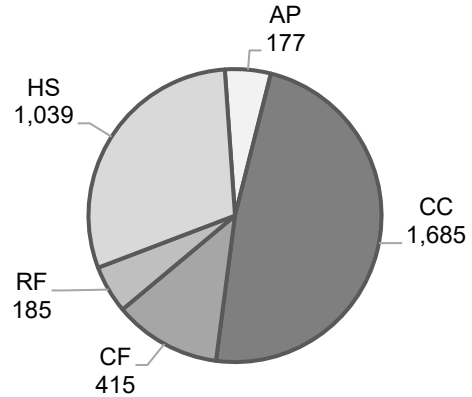
CC = Certified Center; CF = Certified Family; RF = Registered Family; HS = Head Start; AP = Alternative Pathway

Children in Spark Programs: 3,501

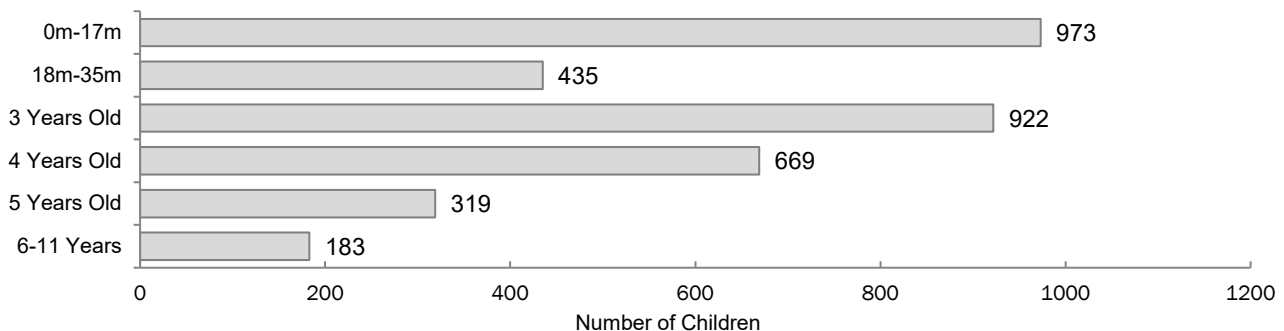
Children by Designation



Children by Program Type



Children by Age



Western Oregon
UNIVERSITY

The Research Institute

County Data Facts

All data as of October 31, 2021



Morrow

County Spark Participation

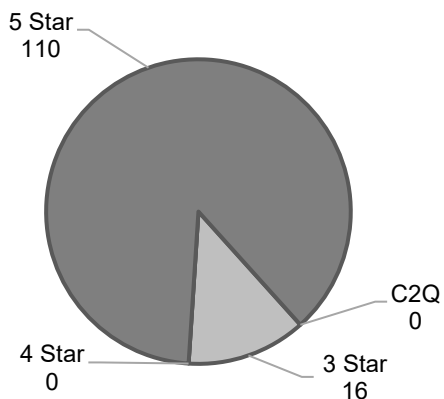
Star Rated Programs

	# Licensed	C2Q	3-Star	4-Star	5-Star
CC	3	0	1	0	0
CF	0	0	0	0	0
RF	0	0	0	0	0
HS	2	0	0	0	2
AP	0	0	0	0	0
Totals	5	0	1	0	2

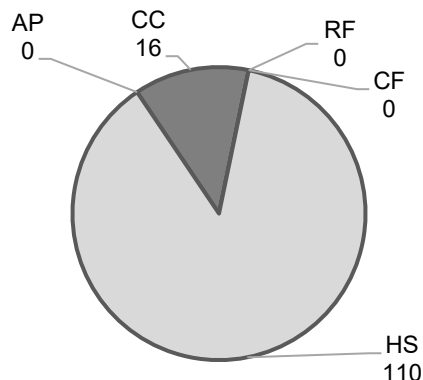
CC = Certified Center; CF = Certified Family; RF = Registered Family; HS = Head Start; AP = Alternative Pathway

Children in Spark Programs: 126

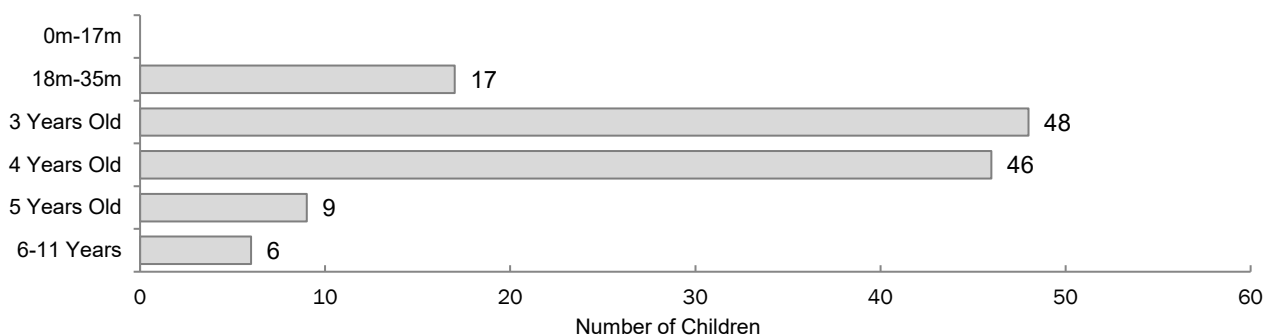
Children by Designation



Children by Program Type



Children by Age



Western Oregon
UNIVERSITY

The Research Institute

County Data Facts

All data as of October 31, 2021



Multnomah

133

County Spark Participation

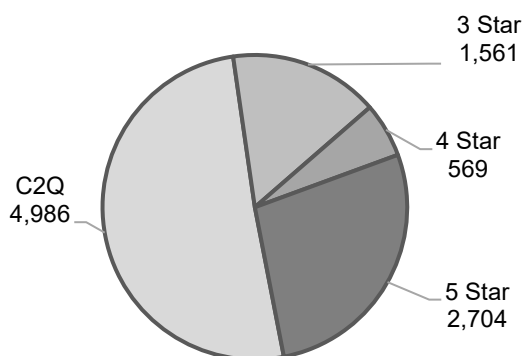
Star Rated Programs

	# Licensed	C2Q	3-Star	4-Star	5-Star
CC	201	65	15	7	9
CF	210	65	18	5	13
RF	274	35	26	0	0
HS	37	1	1	0	35
AP	8	0	1	1	2
Totals	730	166	61	13	59

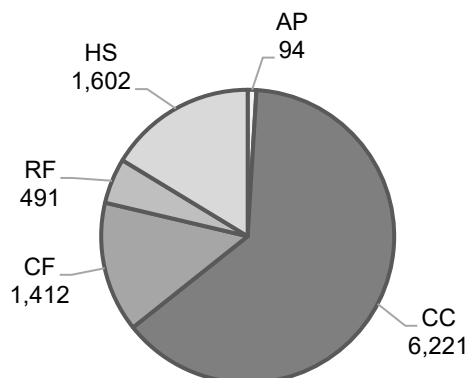
CC = Certified Center; CF = Certified Family; RF = Registered Family; HS = Head Start; AP = Alternative Pathway

Children in Spark Programs: 9,820

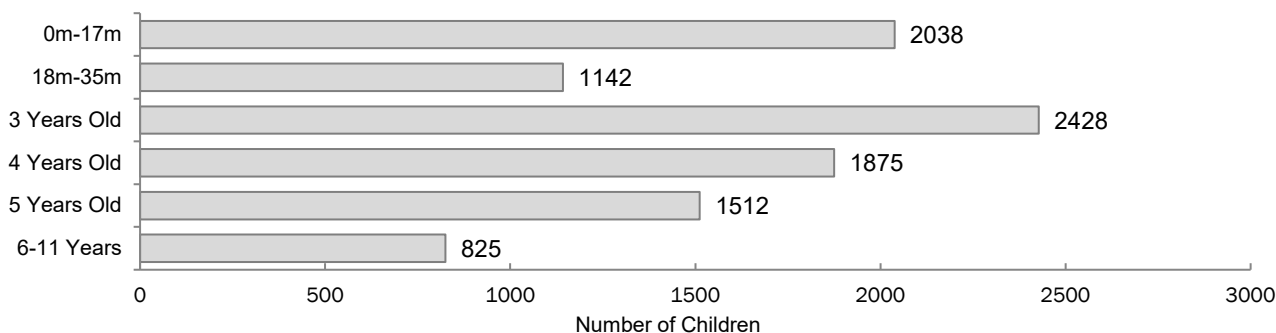
Children by Designation



Children by Program Type



Children by Age



Western Oregon
UNIVERSITY

The Research Institute

County Data Facts

All data as of October 31, 2021



Polk

13

County Spark Participation

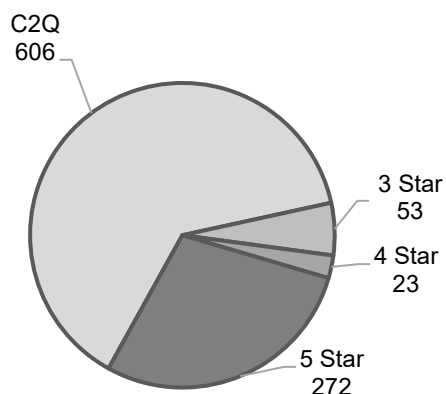
Star Rated Programs

	# Licensed	C2Q	3-Star	4-Star	5-Star
CC	13	9	1	0	3
CF	20	10	1	1	1
RF	21	6	2	1	0
HS	4	1	0	0	3
AP	1	0	0	0	0
Totals	59	26	4	2	7

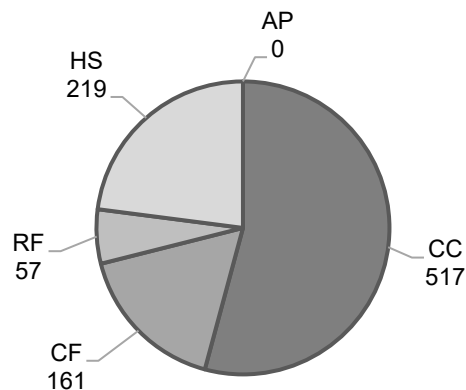
CC = Certified Center; CF = Certified Family; RF = Registered Family; HS = Head Start; AP = Alternative Pathway

Children in Spark Programs: 954

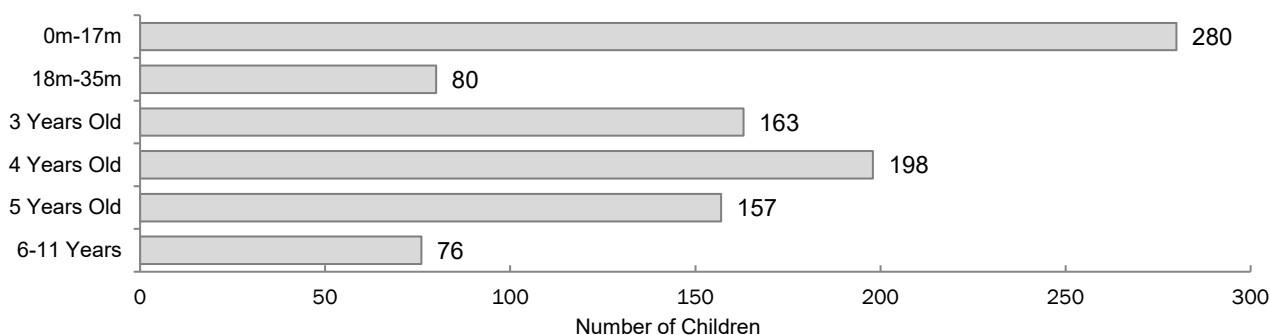
Children by Designation



Children by Program Type



Children by Age



Western Oregon
UNIVERSITY

The Research Institute

County Data Facts

All data as of October 31, 2021



Sherman

County Spark Participation

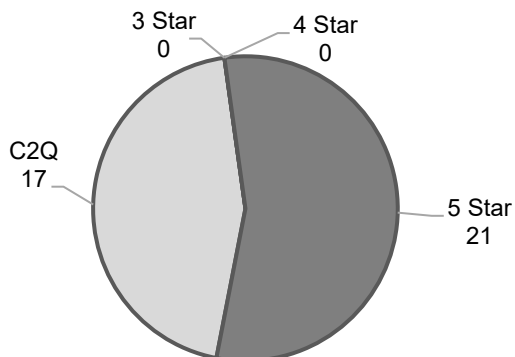
Star Rated Programs

	# Licensed	C2Q	3-Star	4-Star	5-Star
CC	1	0	0	0	1
CF	2	1	0	0	0
RF	0	0	0	0	0
HS	0	0	0	0	0
AP	0	0	0	0	0
Totals	3	1	0	0	1

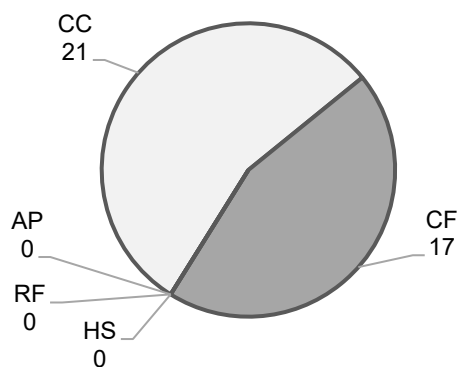
CC = Certified Center; CF = Certified Family; RF = Registered Family; HS = Head Start; AP = Alternative Pathway

Children in Spark Programs: 38

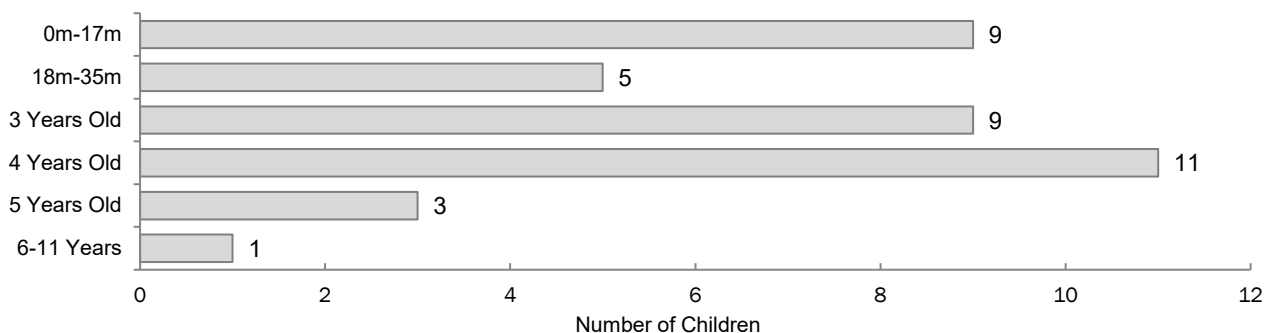
Children by Designation



Children by Program Type



Children by Age



Western Oregon
UNIVERSITY

The Research Institute

County Data Facts

All data as of October 31, 2021



Tillamook

County Spark Participation

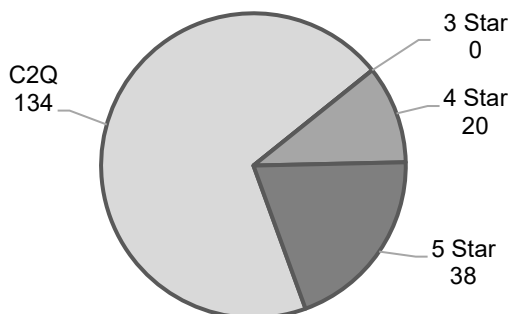
Star Rated Programs

	# Licensed	C2Q	3-Star	4-Star	5-Star
CC	2	1	0	1	0
CF	1	0	0	0	0
RF	4	4	0	0	0
HS	2	0	0	0	1
AP	3	2	0	1	0
Totals	12	7	0	2	1

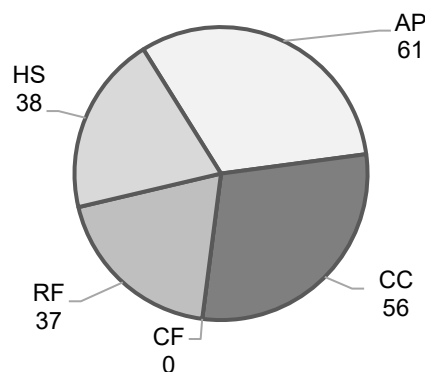
CC = Certified Center; CF = Certified Family; RF = Registered Family; HS = Head Start; AP = Alternative Pathway

Children in Spark Programs: 192

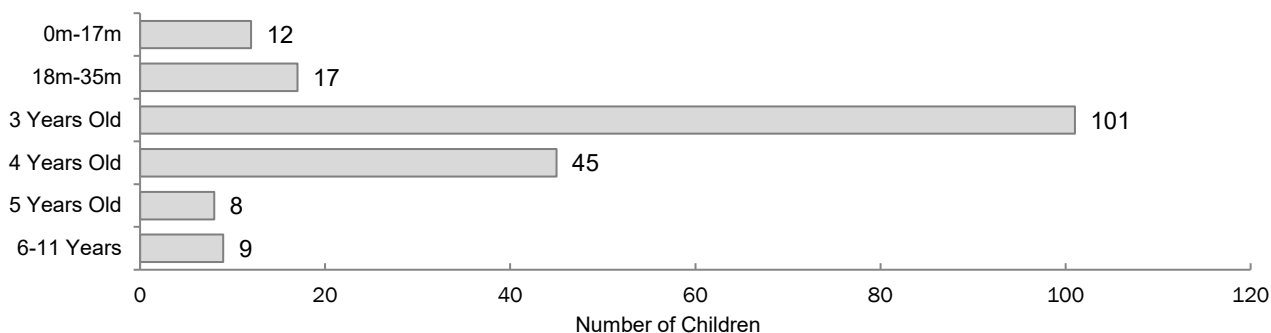
Children by Designation



Children by Program Type



Children by Age



Western Oregon
UNIVERSITY

The Research Institute

County Data Facts

All data as of October 31, 2021



Umatilla

18

County Spark Participation

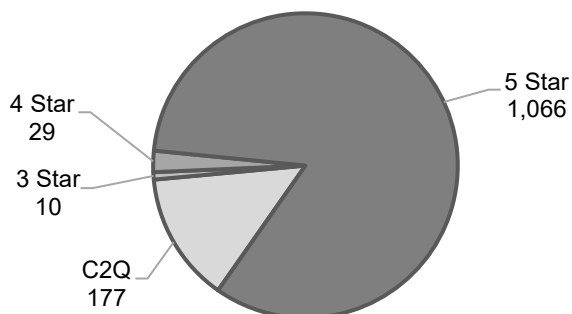
Star Rated Programs

	# Licensed	C2Q	3-Star	4-Star	5-Star
CC	10	2	0	0	2
CF	16	5	1	1	1
RF	36	6	1	1	0
HS	11	0	0	0	11
AP	1	1	0	0	0
Totals	74	14	2	2	14

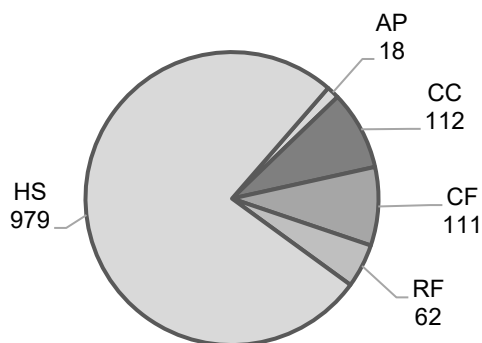
CC = Certified Center; CF = Certified Family; RF = Registered Family; HS = Head Start; AP = Alternative Pathway

Children in Spark Programs: 1,282

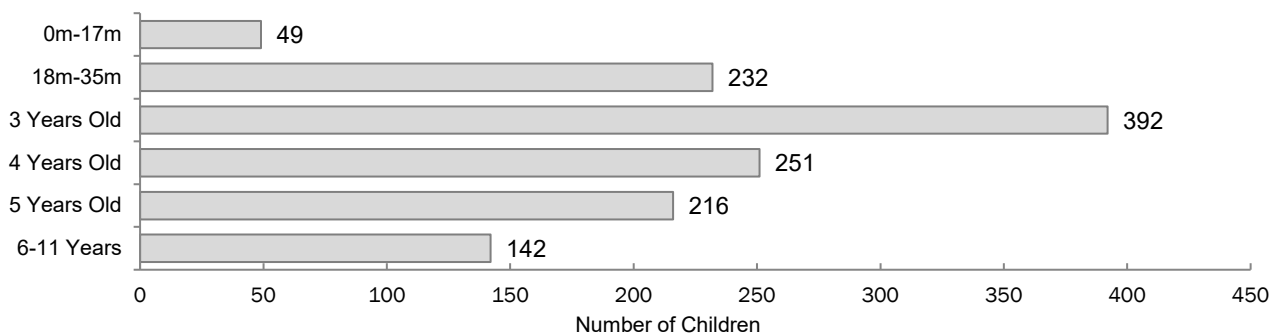
Children by Designation



Children by Program Type



Children by Age



Western Oregon
UNIVERSITY


The Research Institute

County Data Facts

All data as of October 31, 2021



Union



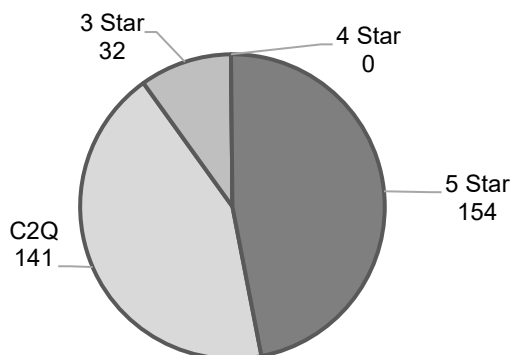
County Spark Participation

	# Licensed	C2Q	3-Star	4-Star	5-Star
CC	2	0	0	0	0
CF	4	2	0	0	0
RF	22	13	3	0	0
HS	5	0	0	0	5
AP	0	0	0	0	0
Totals	33	15	3	0	5

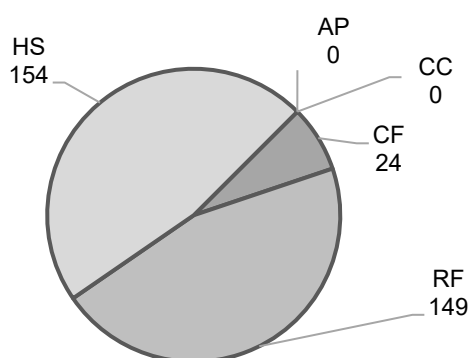
CC = Certified Center; CF = Certified Family; RF = Registered Family; HS = Head Start; AP = Alternative Pathway

Children in Spark Programs: 327

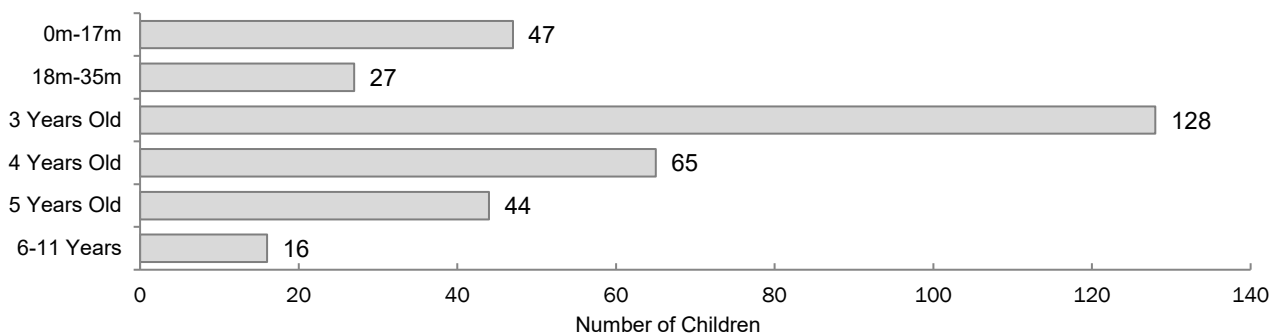
Children by Designation



Children by Program Type



Children by Age



Western Oregon
UNIVERSITY

The Research Institute

County Data Facts

All data as of October 31, 2021



Wallowa

County Spark Participation

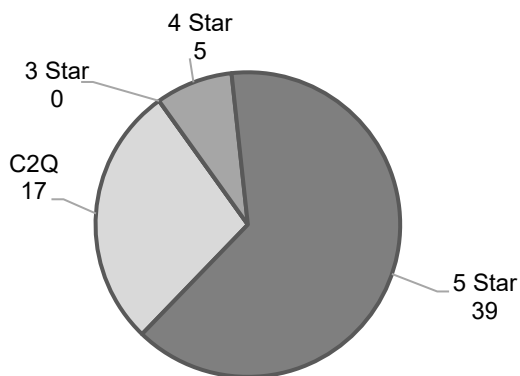
Star Rated Programs

	# Licensed	C2Q	3-Star	4-Star	5-Star
CC	1	0	0	1	0
CF	4	1	0	0	0
RF	1	1	0	0	0
HS	2	0	0	0	2
AP	0	0	0	0	0
Totals	8	2	0	1	2

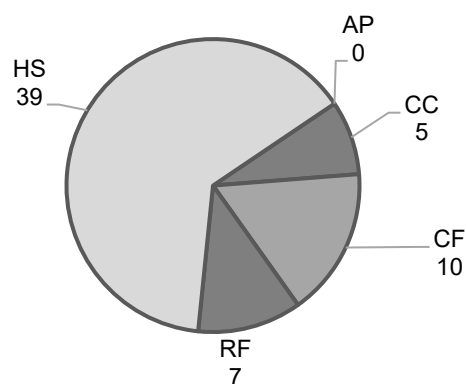
CC = Certified Center; CF = Certified Family; RF = Registered Family; HS = Head Start; AP = Alternative Pathway

Children in Spark Programs: 61

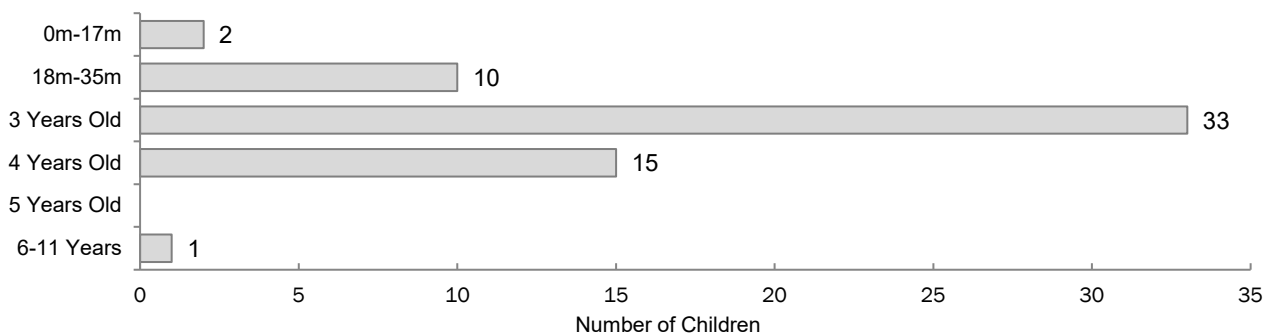
Children by Designation



Children by Program Type



Children by Age



Western Oregon
UNIVERSITY


The Research Institute

County Data Facts

All data as of October 31, 2021



Wasco



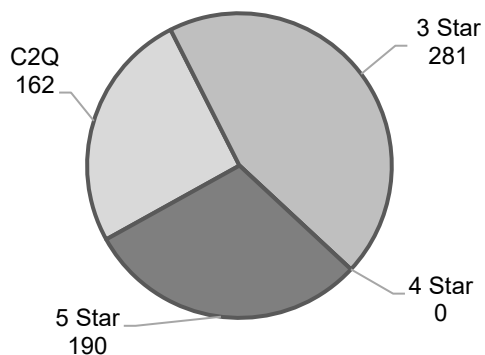
County Spark Participation

	# Licensed	C2Q	Star Rated Programs		
			3-Star	4-Star	5-Star
CC	2	1	1	0	0
CF	6	4	1	0	0
RF	16	7	1	0	0
HS	5	0	0	0	5
AP	1	0	0	0	0
Totals	30	12	3	0	5

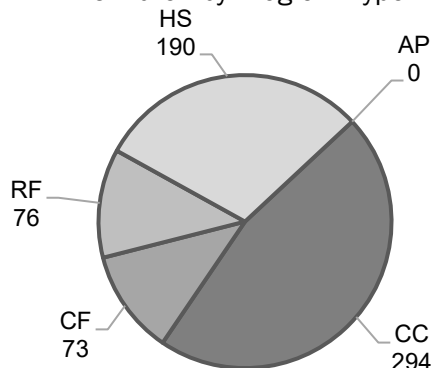
CC = Certified Center; CF = Certified Family; RF = Registered Family; HS = Head Start; AP = Alternative Pathway

Children in Spark Programs: 633

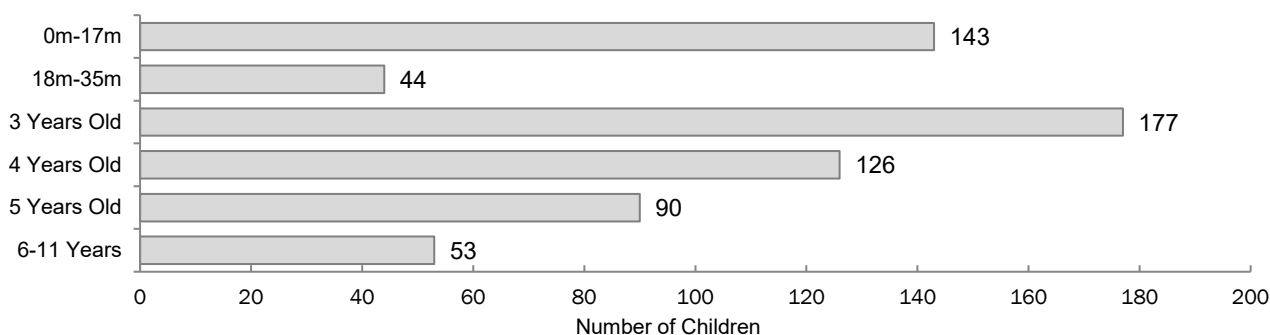
Children by Designation



Children by Program Type



Children by Age



Western Oregon
UNIVERSITY

The Research Institute

County Data Facts

All data as of October 31, 2021



Washington

79

County Spark Participation

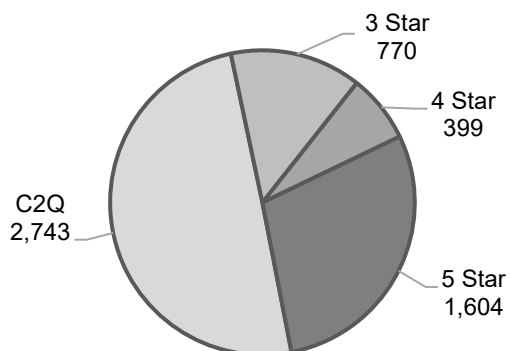
Star Rated Programs

	# Licensed	C2Q	3-Star	4-Star	5-Star
CC	190	31	8	5	3
CF	194	68	15	5	8
RF	181	49	7	2	1
HS	21	2	1	0	18
AP	12	6	2	1	3
Totals	598	156	33	13	33

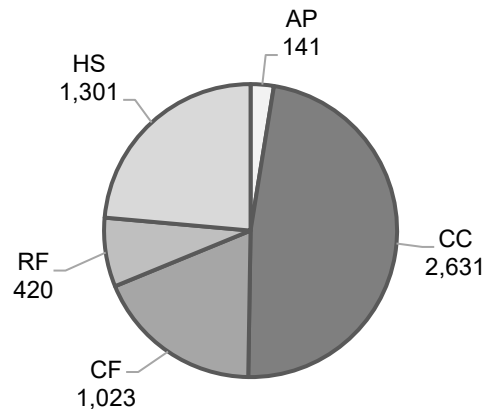
CC = Certified Center; CF = Certified Family; RF = Registered Family; HS = Head Start; AP = Alternative Pathway

Children in Spark Programs: 5,516

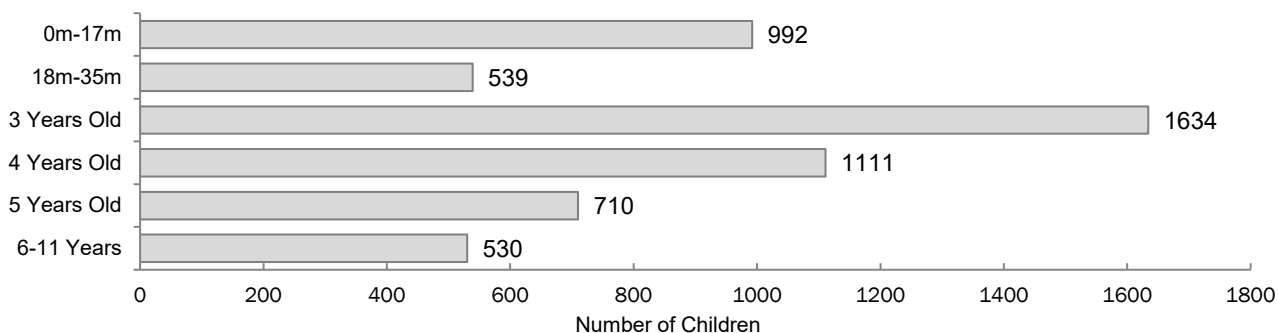
Children by Designation



Children by Program Type



Children by Age



Western Oregon
UNIVERSITY

The Research Institute

County Data Facts

All data as of October 31, 2021



Wheeler

County Spark Participation

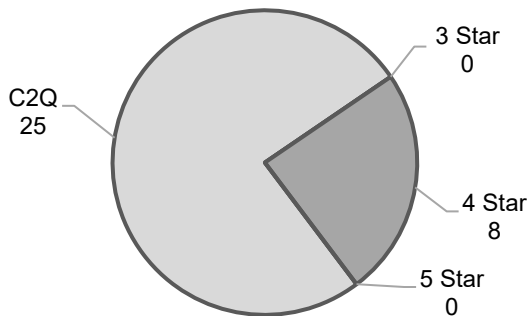
Star Rated Programs

	# Licensed	C2Q	3-Star	4-Star	5-Star
CC	0	0	0	0	0
CF	0	0	0	0	0
RF	1	0	0	0	0
HS	0	0	0	0	0
AP	3	2	0	1	0
Totals	4	2	0	1	0

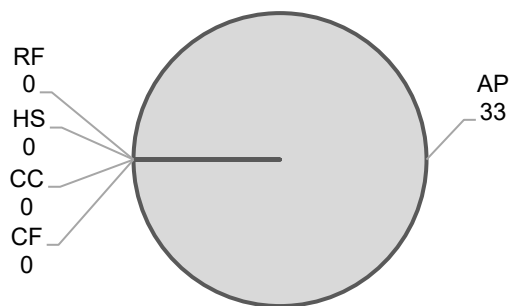
CC = Certified Center; CF = Certified Family; RF = Registered Family; HS = Head Start; AP = Alternative Pathway

Children in Spark Programs: 33

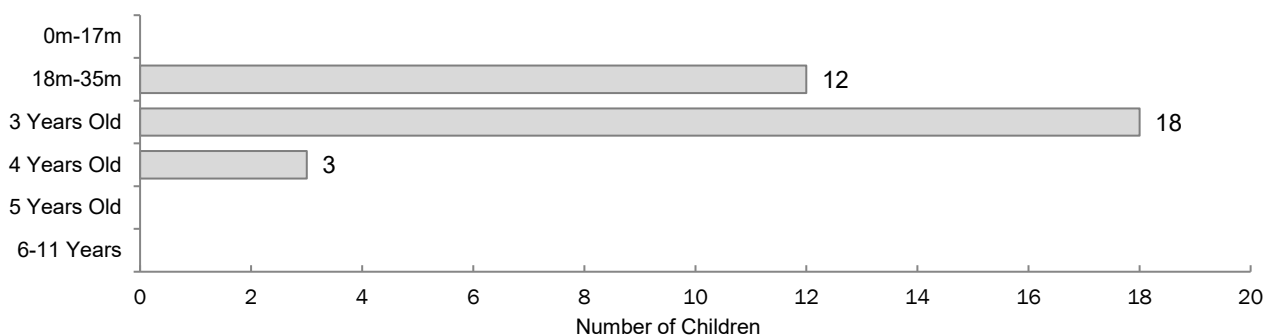
Children by Designation



Children by Program Type



Children by Age



Western Oregon
UNIVERSITY

The Research Institute

County Data Facts

All data as of October 31, 2021



Yamhill

17

County Spark Participation

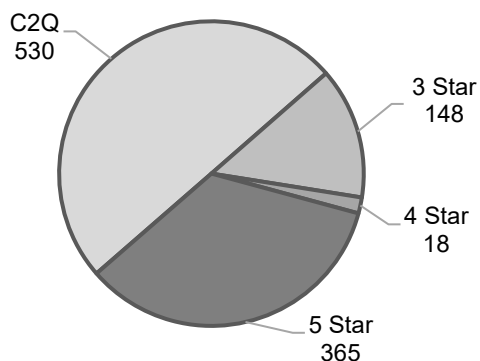
Star Rated Programs

	# Licensed	C2Q	3-Star	4-Star	5-Star
CC	22	5	2	0	0
CF	27	3	2	2	3
RF	19	2	1	0	2
HS	6	0	0	0	4
AP	3	2	1	0	0
Totals	77	12	6	2	9

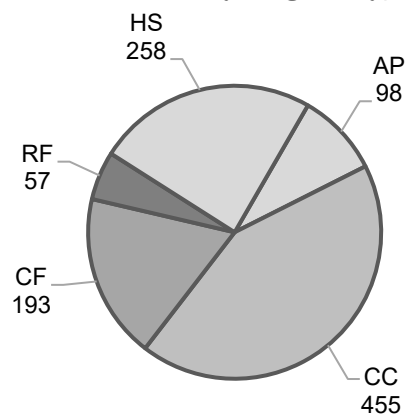
CC = Certified Center; CF = Certified Family; RF = Registered Family; HS = Head Start; AP = Alternative Pathway

Children in Spark Programs: 1,061

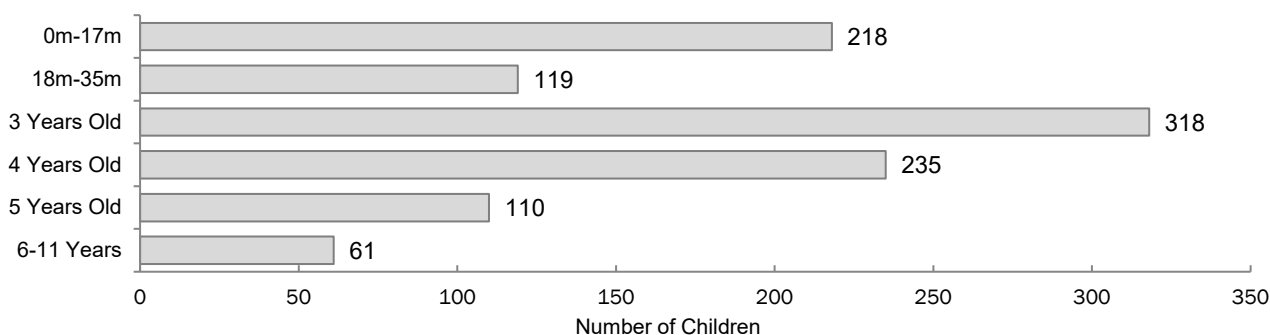
Children by Designation



Children by Program Type



Children by Age



Western Oregon
UNIVERSITY

The Research Institute