



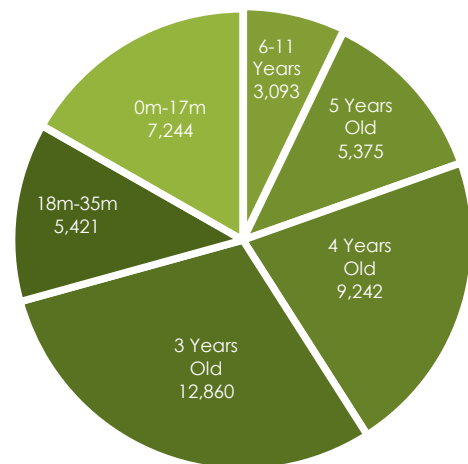
Data Facts

November 30, 2021
Oregonspark.org

Spark, Oregon's Quality Rating and Improvement System is a system designed to raise the quality and consistency of early learning programs across the state. Spark aligns with the national trend of QRISs that recognizes, rewards, and builds on the current quality of early learning. Spark provides a framework for program quality improvement while providing a tool that helps parents looking for quality early learning and care options.

Visit <http://www.oregonspark.org> for more information on requirements and standards.

There were 43,235 children in Early Learning & Development Programs (ELDPs) that had achieved a Commitment to Quality (C2Q) rating or above. Four in five (79%) of those children are in child care centers, 12% are in certified family child care, and 5% are in registered family child care. ELDPs that have attained a 3-, 4-, or 5-star rating provide service to 24,657 children. The age distribution of children in C2Q or star rated programs is highlighted in the figure. Head Start programs participating in the QRIS provide services to 12,448 children.



Total Children in Programs Participating in QRIS

43,235

This report reflects information gathered as of Nov 30, 2021.
For additional information please contact: 1-877-768-8290

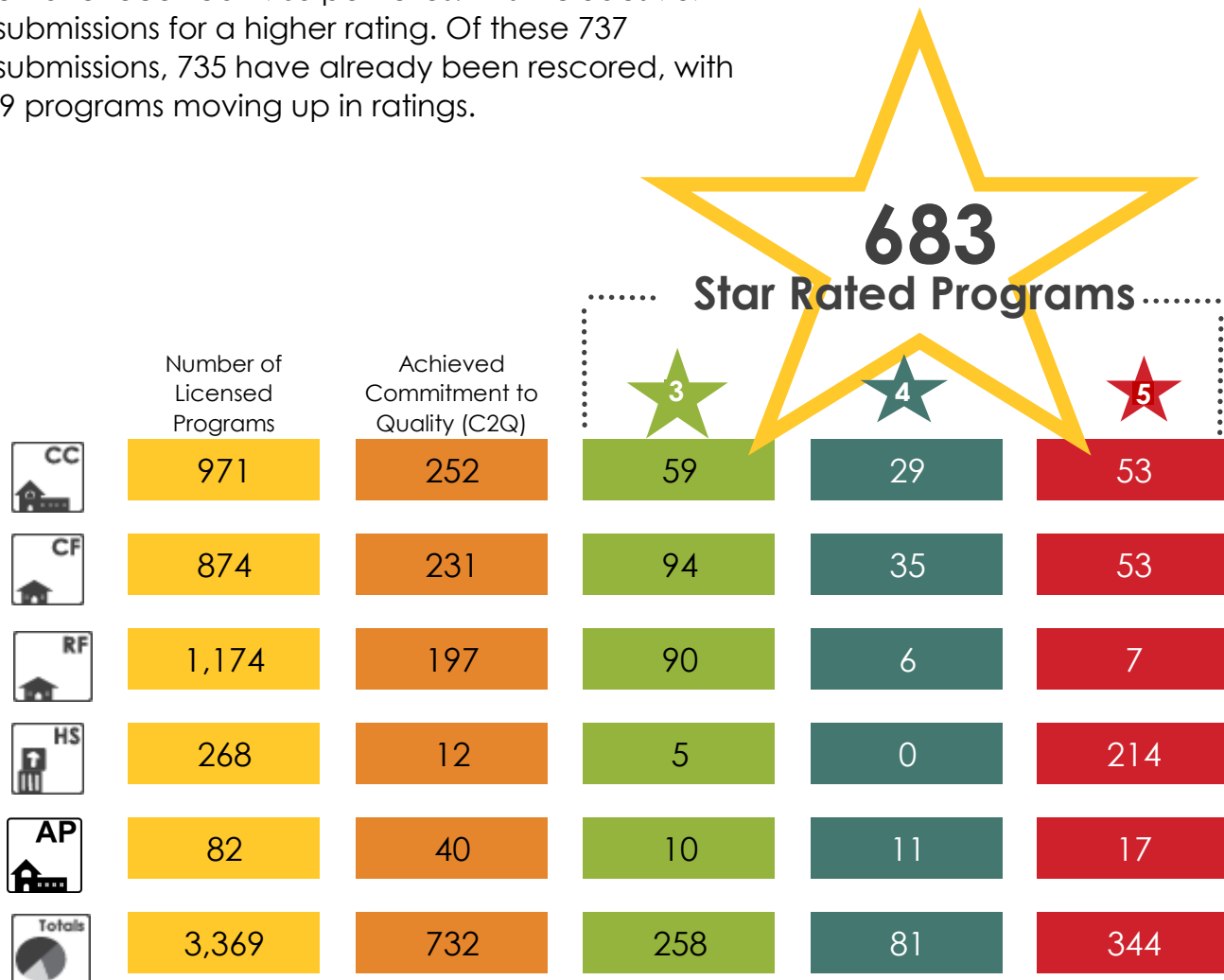
Data Fact Archive



Data Facts

November 30, 2021
Oregonspark.org

We have received 1965 portfolios. This includes 737 resubmissions for a higher rating. Of these 737 resubmissions, 735 have already been rescored, with 639 programs moving up in ratings.



CC = Certified Center; **CF** = Certified Family; **RF** = Registered Family; **HS** = Head Start; **AP** = Alternative Pathway

Alternative Pathway (AP) indicates programs that are license exempt due to their association with school districts. These School Partner programs may have been licensed in the past and are still eligible for Spark participation. There are other School Partner programs that are not currently participating in Spark. However, the full list is not available yet so there may be discrepancies in the Data Facts until all School Partners and School Partners participating in Spark (AP) can be identified.

This report reflects information gathered as of Nov 30, 2021.
For additional information please contact: 1-877-768-8290

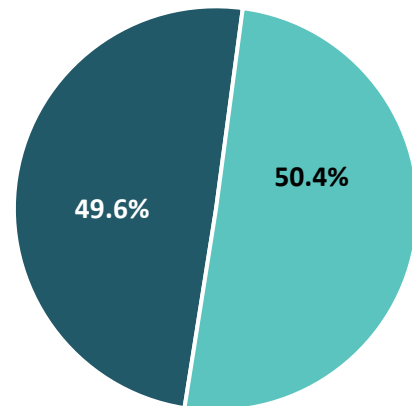
[Data Fact Archive](#)

Participation

This infographic shows the percentage of child care programs participating in Oregon's Spark by county.

Breakdown by Type

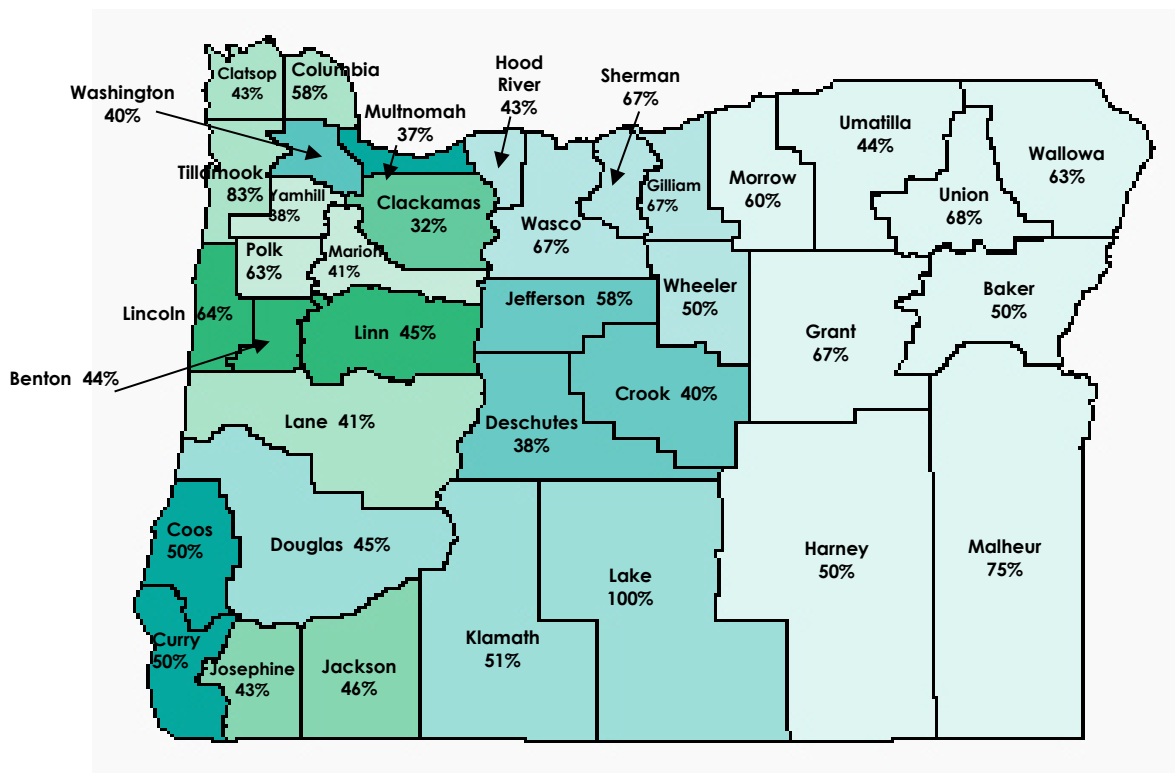
Centers includes licensed, alternative pathway, and Head Start programs. Family Child Care includes both large certified family and small registered family programs. There are 1415 programs participating in total.



Breakdown by Participation

Participation is a percentage of the total number of eligible programs in each county.

■ Centers ■ Family Child Care



Produced by the Center on Research, Evaluation & Analysis - The Research Institute at Western Oregon University

County Data Facts

All data as of November 30, 2021



Baker

County Spark Participation

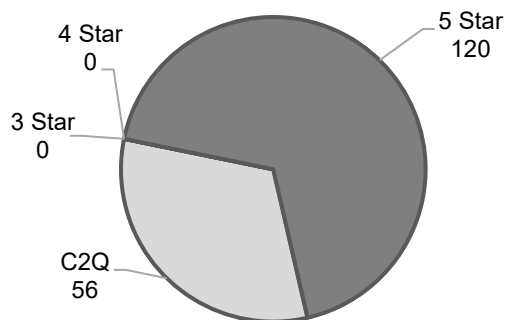
Star Rated Programs

	# Licensed	C2Q	3-Star	4-Star	5-Star
CC	3	2	0	0	0
CF	1	1	0	0	0
RF	12	4	0	0	0
HS	2	0	0	0	2
AP	0	0	0	0	0
Totals	18	7	0	0	2

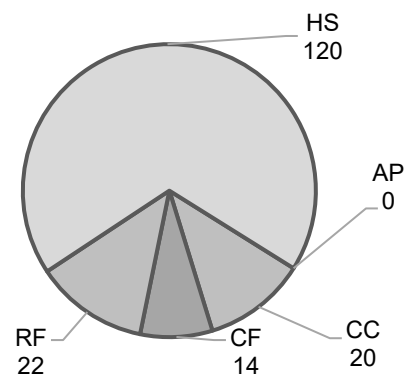
CC = Certified Center; CF = Certified Family; RF = Registered Family; HS = Head Start; AP = Alternative Pathway

Children in Spark Programs: 176

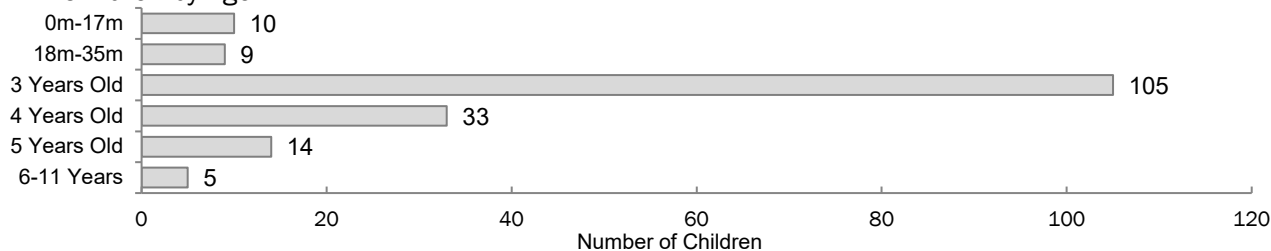
Children by Designation



Children by Program Type



Children by Age



Western Oregon
UNIVERSITY

The Research Institute

County Data Facts

All data as of November 30, 2021



Benton

14

County Spark Participation

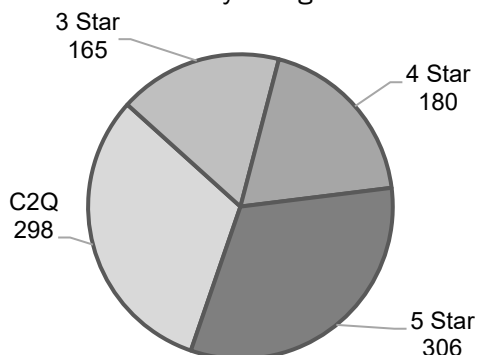
Star Rated Programs

	# Licensed	C2Q	3-Star	4-Star	5-Star
CC	24	8	2	2	4
CF	9	0	0	0	1
RF	14	1	1	2	0
HS	5	0	0	0	2
AP	0	0	0	0	0
Totals	52	9	3	4	7

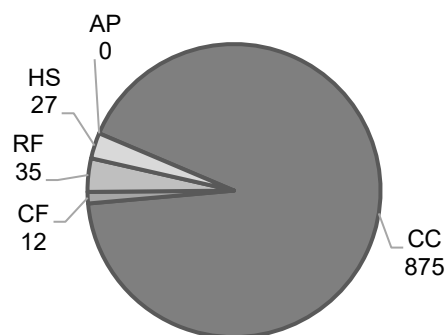
CC = Certified Center; CF = Certified Family; RF = Registered Family; HS = Head Start; AP = Alternative Pathway

Children in Spark Programs: 949

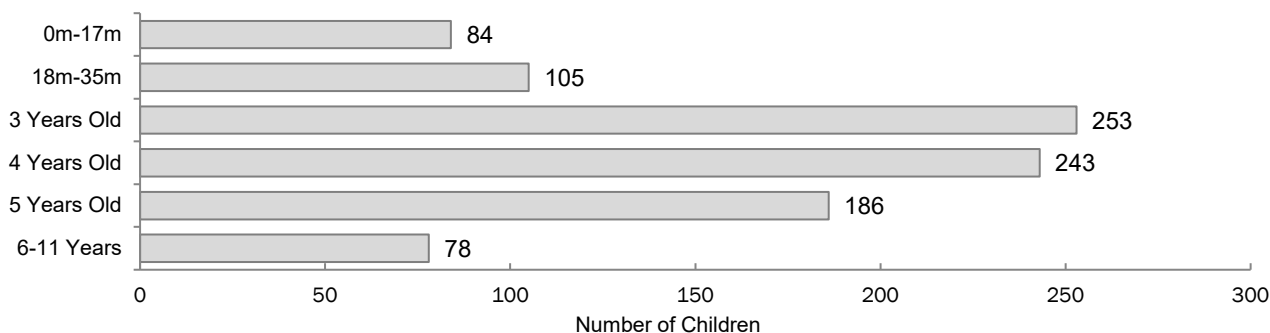
Children by Designation



Children by Program Type



Children by Age



Western Oregon
UNIVERSITY

The Research Institute

County Data Facts

All data as of November 30, 2021



Clackamas

34

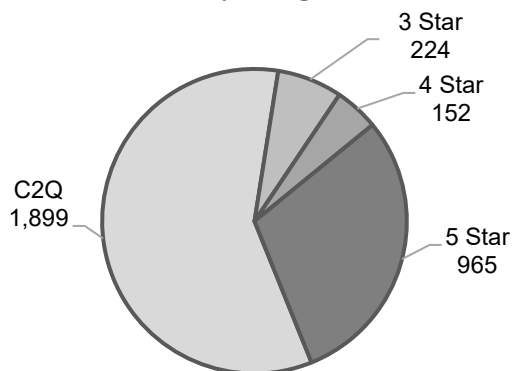
Star Rated Programs

	# Licensed	C2Q	3-Star	4-Star	5-Star
CC	90	21	1	2	3
CF	55	9	7	1	3
RF	79	9	4	0	0
HS	16	2	0	0	12
AP	5	4	1	0	0
Totals	245	45	13	3	18

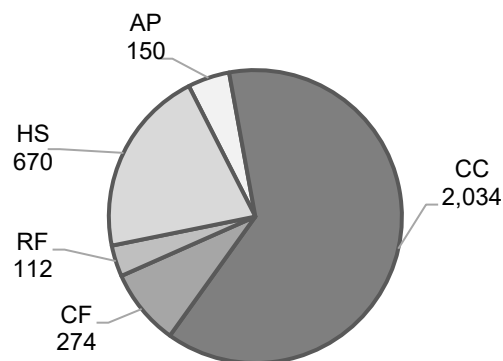
CC = Certified Center; CF = Certified Family; RF = Registered Family; HS = Head Start; AP = Alternative Pathway

Children in Spark Programs: 3,240

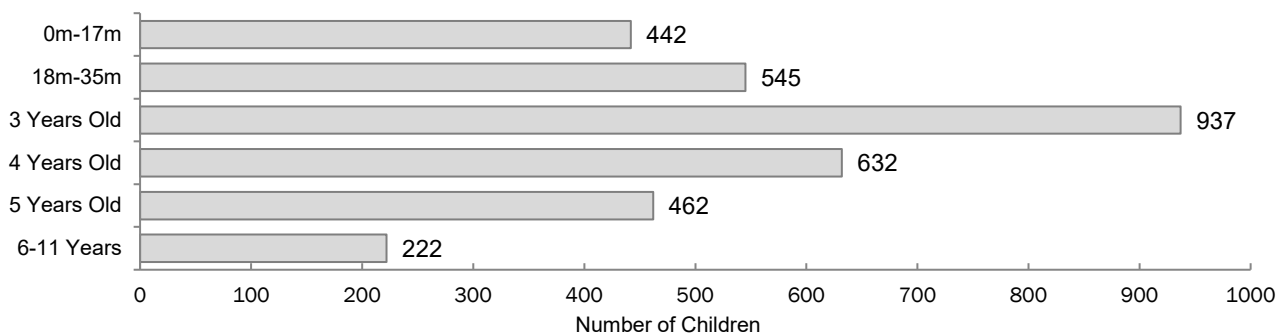
Children by Designation



Children by Program Type



Children by Age



Western Oregon
UNIVERSITY

The Research Institute

County Data Facts

All data as of November 30, 2021



Clatsop

County Spark Participation

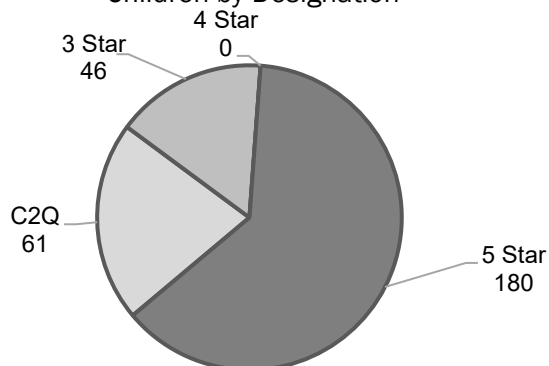
Star Rated Programs

	# Licensed	C2Q	3-Star	4-Star	5-Star
CC	6	0	1	0	0
CF	2	1	0	0	0
RF	9	2	1	0	0
HS	4	0	0	0	3
AP	2	1	0	0	1
Totals	23	4	2	0	4

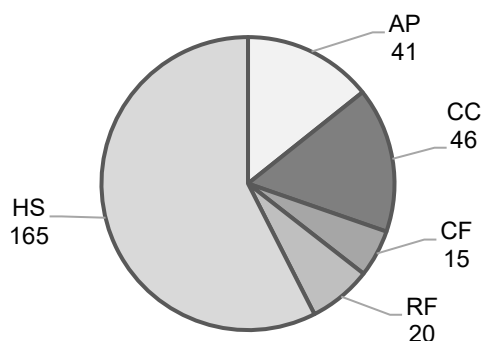
CC = Certified Center; CF = Certified Family; RF = Registered Family; HS = Head Start; AP = Alternative Pathway

Children in Spark Programs: 287

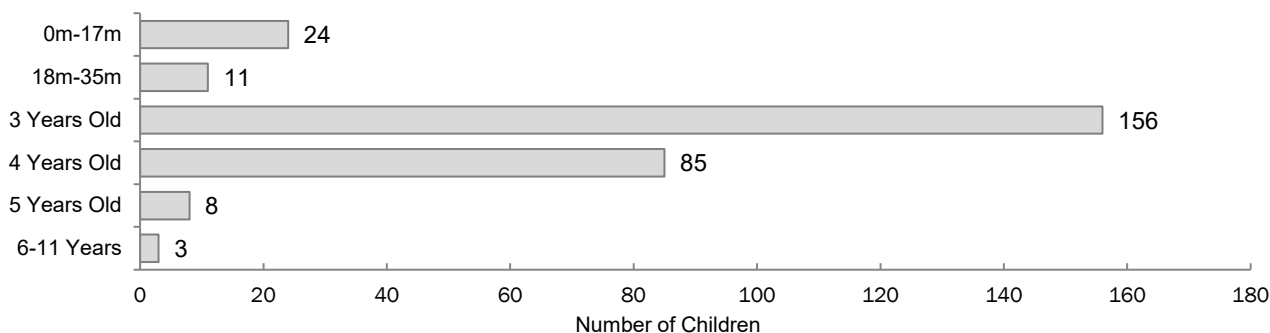
Children by Designation



Children by Program Type



Children by Age



Western Oregon
UNIVERSITY

The Research Institute

County Data Facts

All data as of November 30, 2021



Columbia

14

County Spark Participation

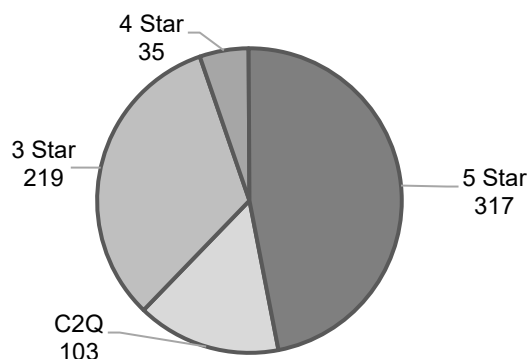
Star Rated Programs

	# Licensed	C2Q	3-Star	4-Star	5-Star
CC	7	2	2	0	1
CF	4	1	2	0	0
RF	13	2	1	0	0
HS	5	0	0	0	4
AP	4	0	0	1	3
Totals	33	5	5	1	8

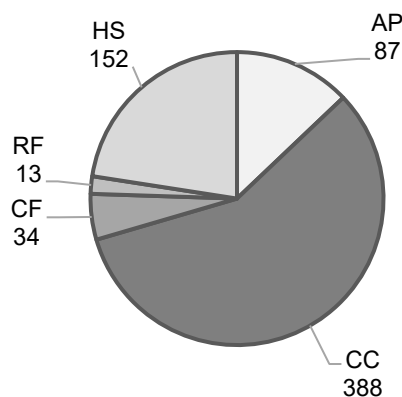
CC = Certified Center; CF = Certified Family; RF = Registered Family; HS = Head Start; AP = Alternative Pathway

Children in Spark Programs: 674

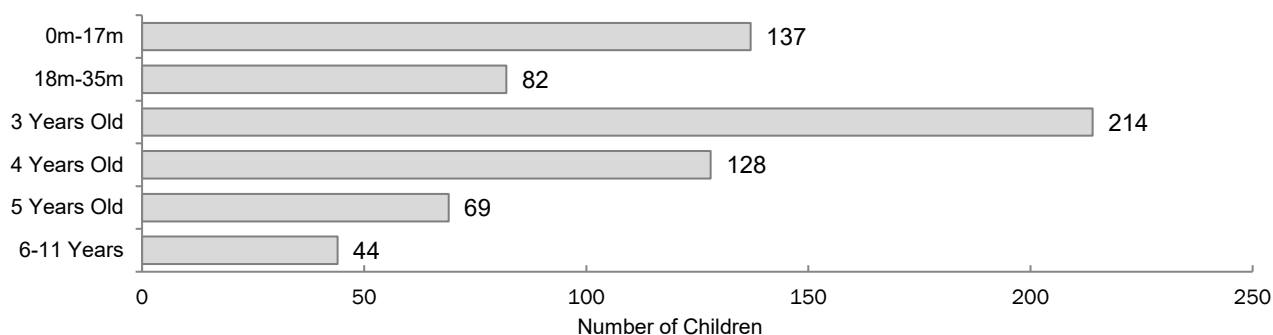
Children by Designation



Children by Program Type



Children by Age



Western Oregon
UNIVERSITY

The Research Institute

County Data Facts

All data as of November 30, 2021



Coos

12

County Spark Participation

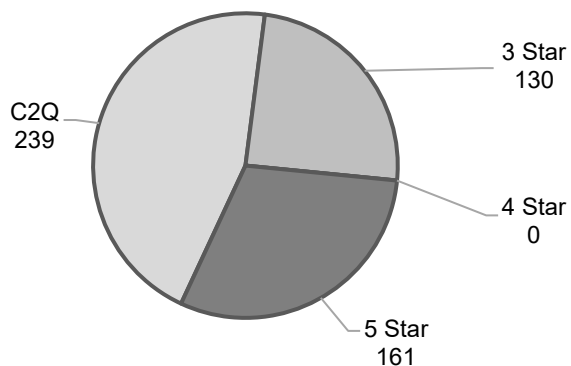
Star Rated Programs

	# Licensed	C2Q	3-Star	4-Star	5-Star
CC	7	4	1	0	0
CF	5	0	3	0	0
RF	20	2	3	0	0
HS	6	0	1	0	4
AP	2	2	0	0	0
Totals	40	8	8	0	4

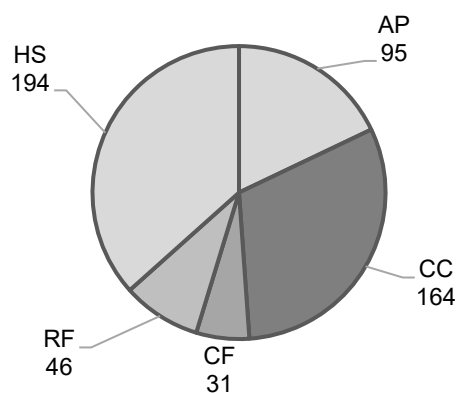
CC = Certified Center; CF = Certified Family; RF = Registered Family; HS = Head Start; AP = Alternative Pathway

Children in Spark Programs: 530

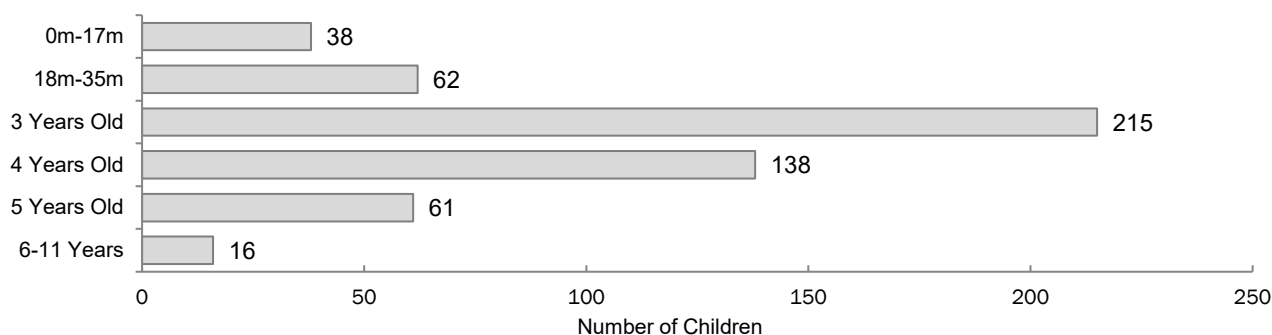
Children by Designation



Children by Program Type



Children by Age



Western Oregon
UNIVERSITY


The Research Institute

County Data Facts

All data as of November 30, 2021



Crook



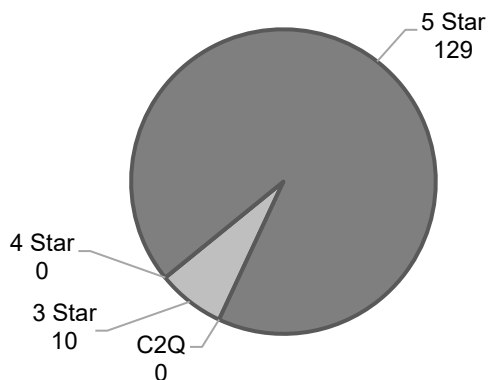
County Spark Participation

	# Licensed	C2Q	Star Rated Programs		
			3-Star	4-Star	5-Star
CC	4	0	0	0	1
CF	1	0	0	0	0
RF	3	0	1	0	0
HS	2	0	0	0	2
AP	0	0	0	0	0
Totals	10	0	1	0	3

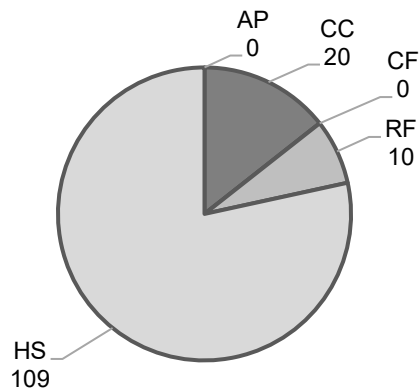
CC = Certified Center; CF = Certified Family; RF = Registered Family; HS = Head Start; AP = Alternative Pathway

Children in Spark Programs: 139

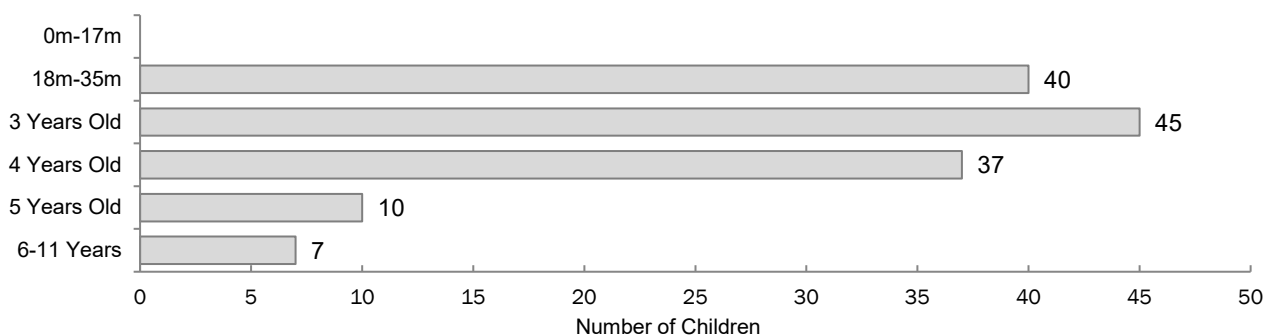
Children by Designation



Children by Program Type



Children by Age



Western Oregon
UNIVERSITY
The Research Institute

County Data Facts

All data as of November 30, 2021



Curry

County Spark Participation

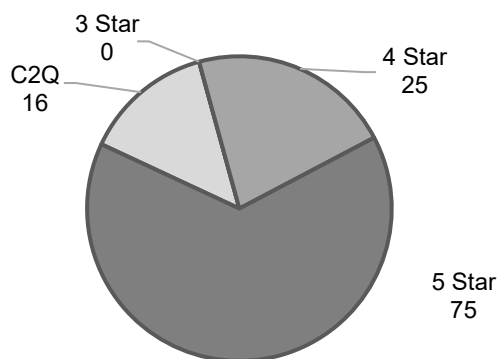
Star Rated Programs

	# Licensed	C2Q	3-Star	4-Star	5-Star
CC	3	0	0	0	0
CF	3	1	0	1	0
RF	1	0	0	0	0
HS	3	0	0	0	3
AP	0	0	0	0	0
Totals	10	1	0	1	3

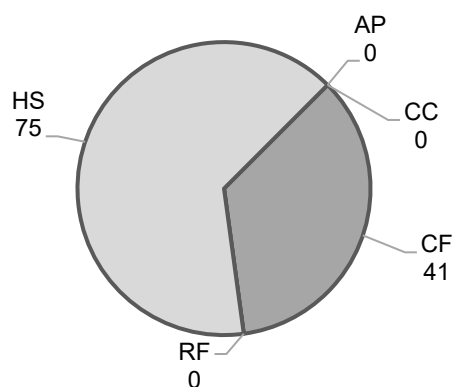
CC = Certified Center; CF = Certified Family; RF = Registered Family; HS = Head Start; AP = Alternative Pathway

Children in Spark Programs: 116

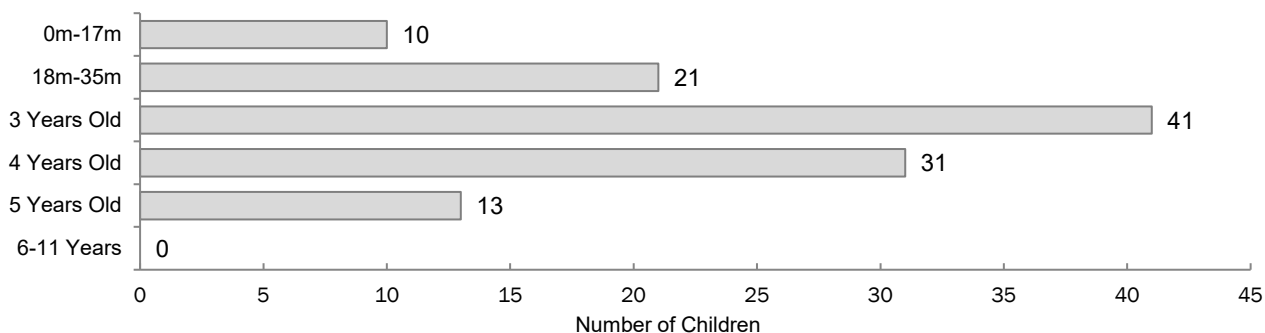
Children by Designation



Children by Program Type



Children by Age



Western Oregon
UNIVERSITY

The Research Institute

County Data Facts

All data as of November 30, 2021



Douglas

22

County Spark Participation

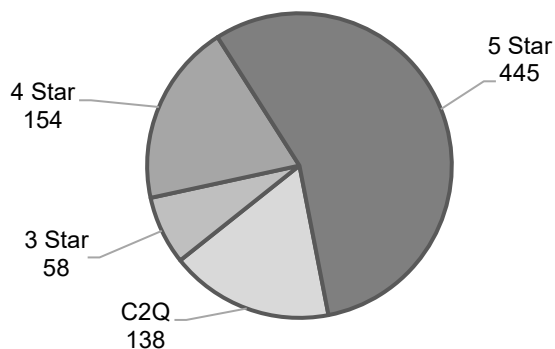
Star Rated Programs

	# Licensed	C2Q	3-Star	4-Star	5-Star
CC	12	3	1	0	3
CF	6	0	1	0	2
RF	34	4	1	0	2
HS	7	0	0	0	5
AP	8	1	1	3	3
Totals	67	8	4	3	15

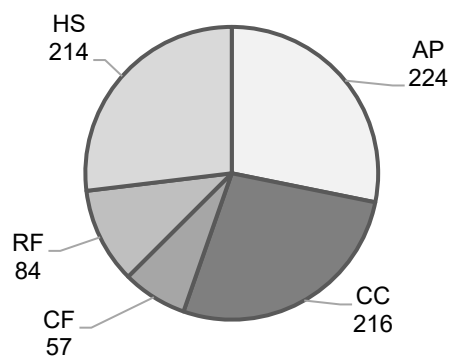
CC = Certified Center; CF = Certified Family; RF = Registered Family; HS = Head Start; AP = Alternative Pathway

Children in Spark Programs: 795

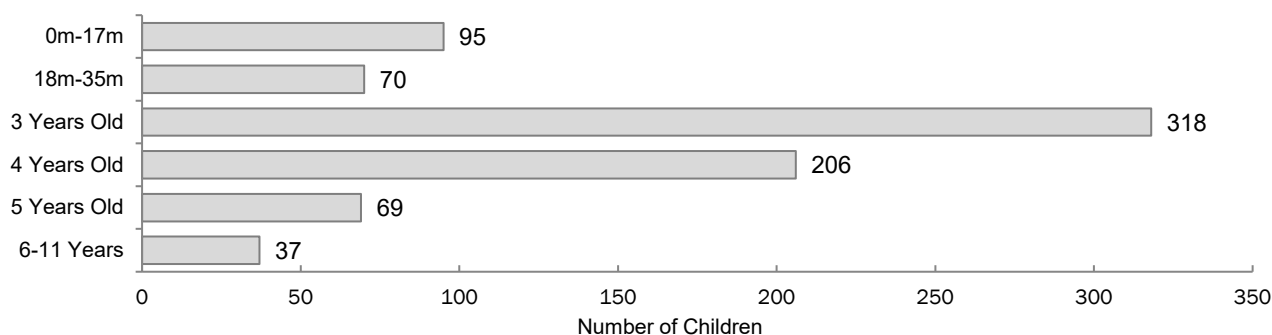
Children by Designation



Children by Program Type



Children by Age



Western Oregon
UNIVERSITY

The Research Institute

County Data Facts

All data as of November 30, 2021



Gilliam

County Spark Participation

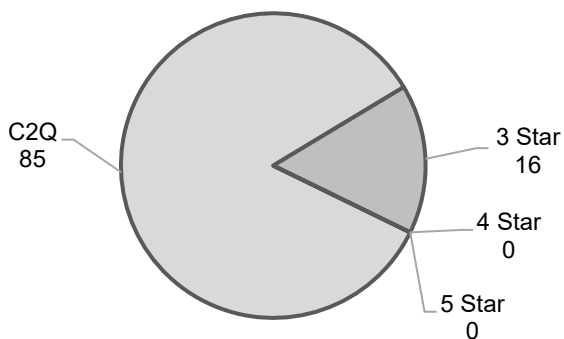
Star Rated Programs

	# Licensed	C2Q	3-Star	4-Star	5-Star
CC	1	1	0	0	0
CF	1	0	1	0	0
RF	0	0	0	0	0
HS	1	0	0	0	0
AP	0	0	0	0	0
Totals	3	1	1	0	0

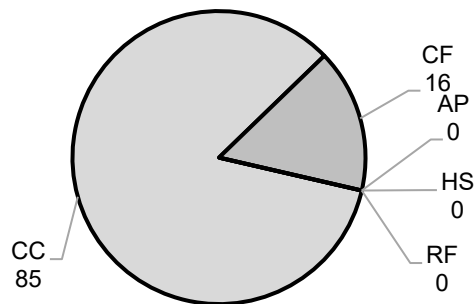
CC = Certified Center; CF = Certified Family; RF = Registered Family; HS = Head Start; AP = Alternative Pathway

Children in Spark Programs: 101

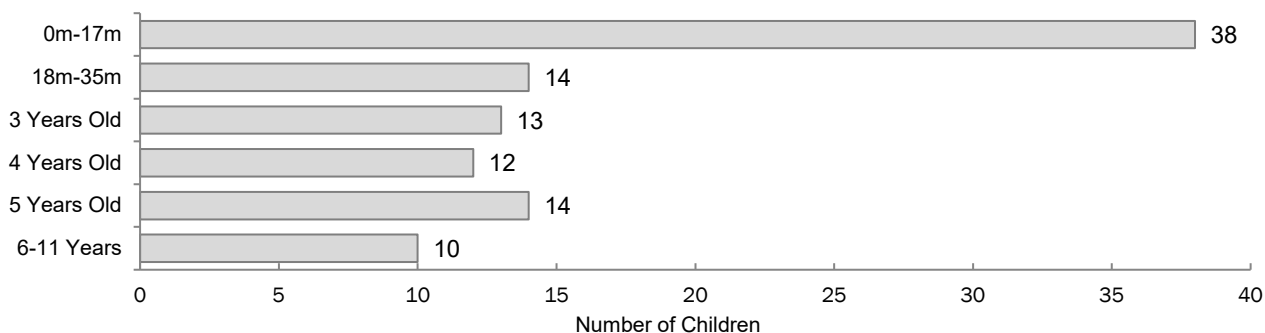
Children by Designation



Children by Program Type



Children by Age



Western Oregon
UNIVERSITY

The Research Institute

County Data Facts

All data as of November 30, 2021



Deschutes

30

County Spark Participation

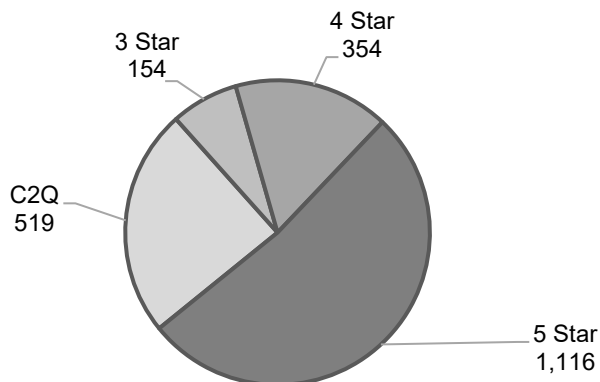
Star Rated Programs

	# Licensed	C2Q	3-Star	4-Star	5-Star
CC	58	7	2	5	6
CF	45	13	3	2	1
RF	34	4	4	0	0
HS	8	0	0	0	7
AP	1	1	0	0	0
Totals	146	25	9	7	14

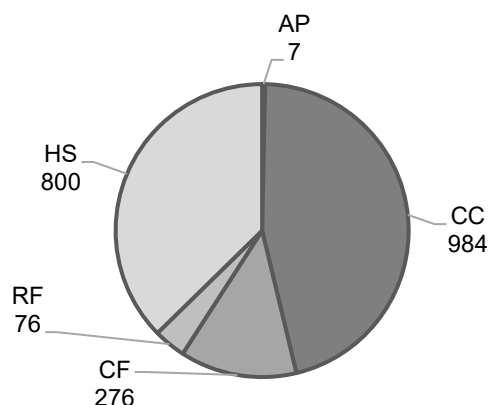
CC = Certified Center; CF = Certified Family; RF = Registered Family; HS = Head Start; AP = Alternative Pathway

Children in Spark Programs: 2,143

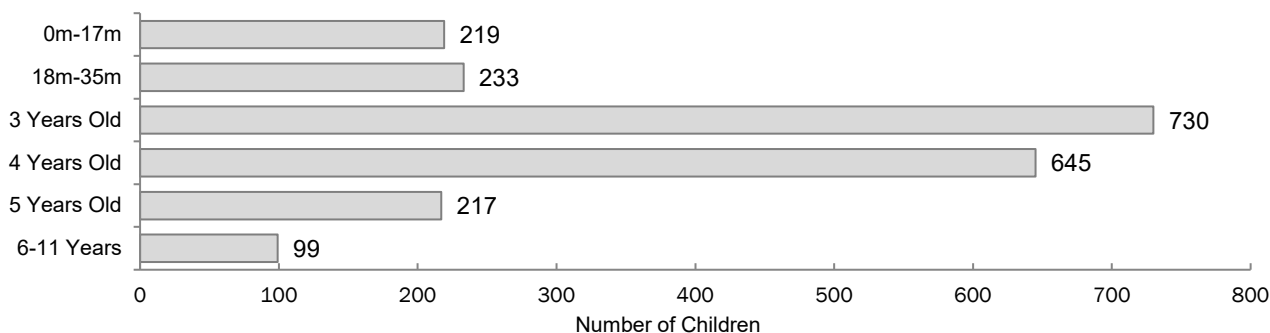
Children by Designation



Children by Program Type



Children by Age



Western Oregon
UNIVERSITY

The Research Institute

County Data Facts

All data as of November 30, 2021



Linn

11

County Spark Participation

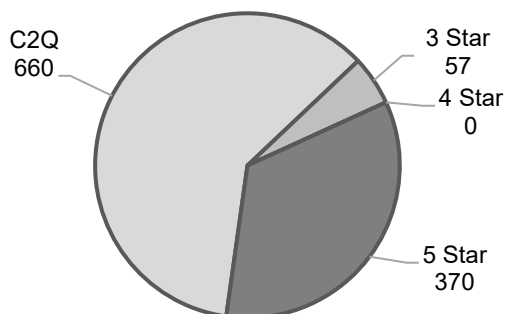
Star Rated Programs

	# Licensed	C2Q	3-Star	4-Star	5-Star
CC	18	10	1	0	1
CF	16	6	2	0	0
RF	33	4	3	0	0
HS	5	0	0	0	4
AP	2	2	0	0	0
Totals	74	22	6	0	5

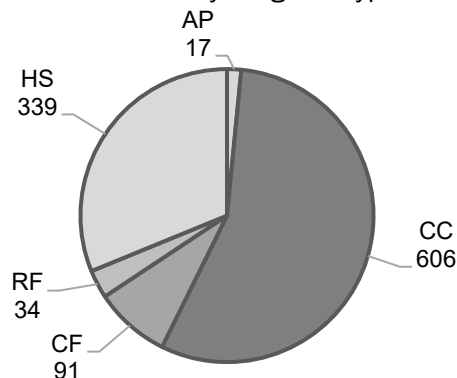
CC = Certified Center; CF = Certified Family; RF = Registered Family; HS = Head Start; AP = Alternative Pathway

Children in Spark Programs: 1,087

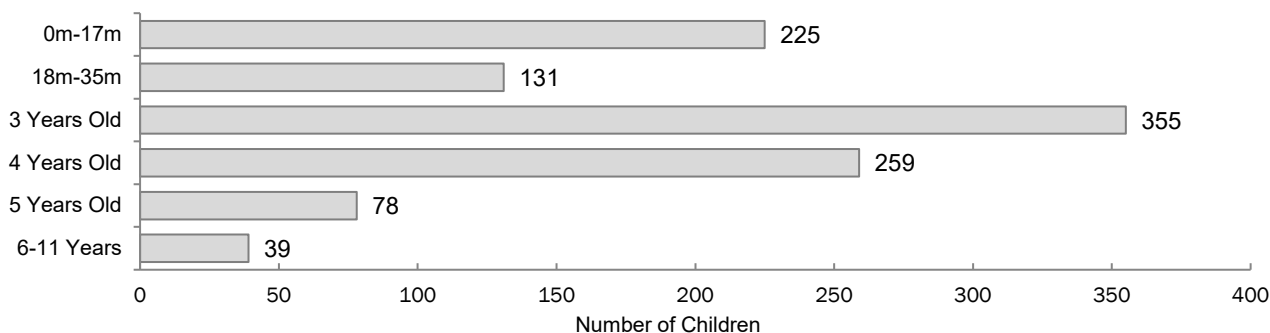
Children by Designation



Children by Program Type



Children by Age



Western Oregon
UNIVERSITY

The Research Institute

County Data Facts

All data as of November 30, 2021



Grant

County Spark Participation

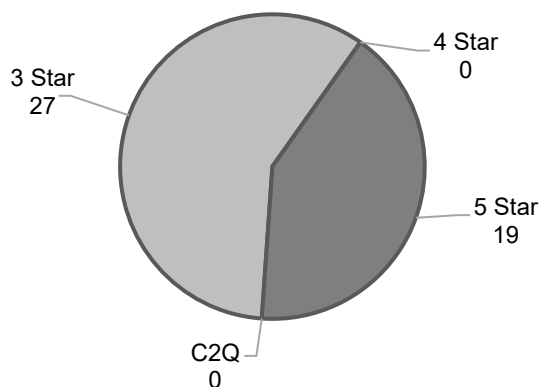
Star Rated Programs

	# Licensed	C2Q	3-Star	4-Star	5-Star
CC	1	0	1	0	0
CF	1	0	0	0	0
RF	0	0	0	0	0
HS	1	0	0	0	1
AP	0	0	0	0	0
Totals	3	0	1	0	1

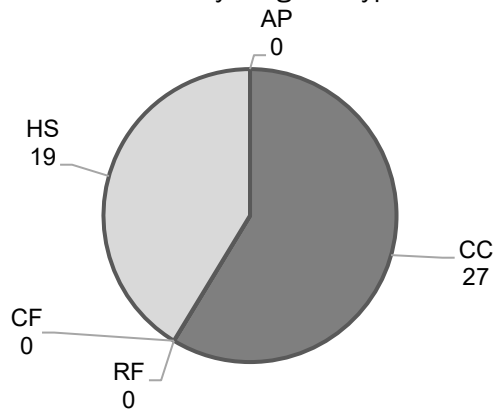
CC = Certified Center; CF = Certified Family; RF = Registered Family; HS = Head Start; AP = Alternative Pathway

Children in Spark Programs: 46

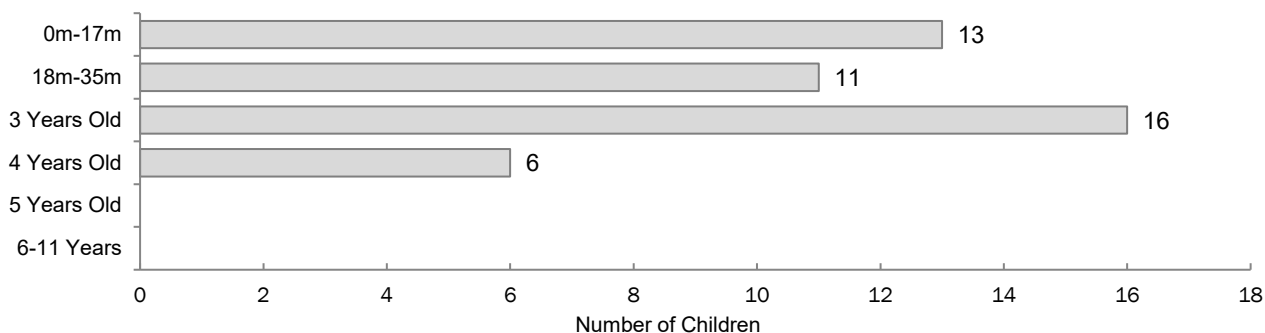
Children by Designation



Children by Program Type



Children by Age




Western Oregon
UNIVERSITY

The Research Institute

County Data Facts

All data as of November 30, 2021



Harney

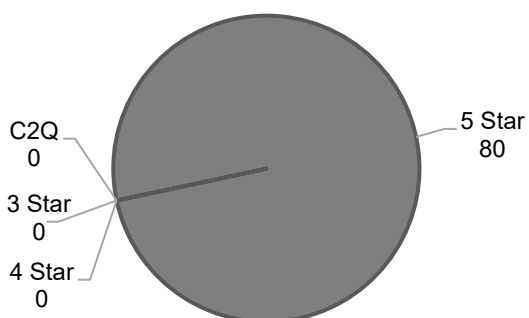
County Spark Participation

	# Licensed	C2Q	Star Rated Programs		
			3-Star	4-Star	5-Star
CC	0	0	0	0	0
CF	0	0	0	0	0
RF	1	0	0	0	0
HS	1	0	0	0	1
AP	0	0	0	0	0
Totals	2	0	0	0	1

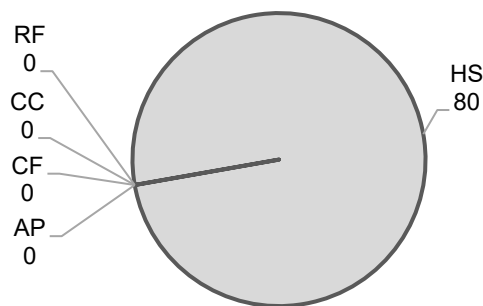
CC = Certified Center; CF = Certified Family; RF = Registered Family; HS = Head Start; AP = Alternative Pathway

Children in Spark Programs: 80

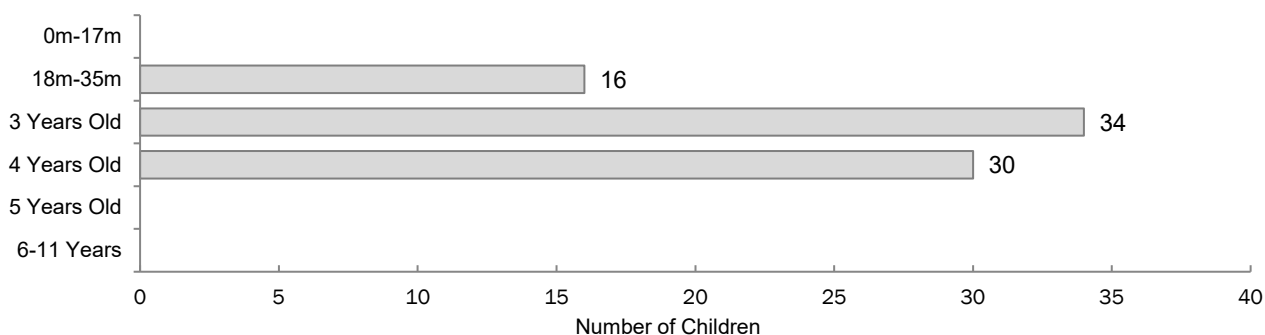
Children by Designation



Children by Program Type



Children by Age



Western Oregon
UNIVERSITY


The Research Institute

County Data Facts

All data as of November 30, 2021



Hood River



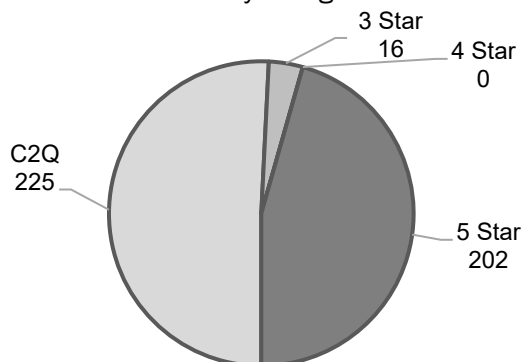
County Spark Participation

		Star Rated Programs			
	# Licensed	C2Q	3-Star	4-Star	5-Star
CC	13	4	0	0	0
CF	9	3	0	0	0
RF	12	3	0	0	0
HS	7	0	0	0	7
AP	1	0	1	0	0
Totals	42	10	1	0	7

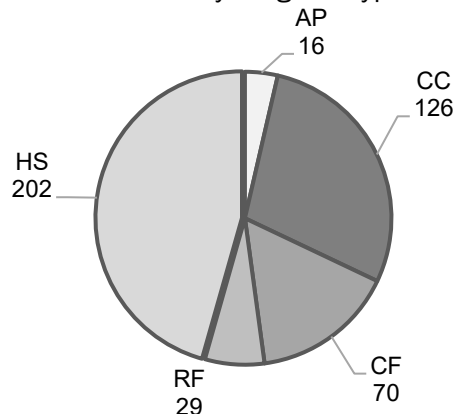
CC = Certified Center; CF = Certified Family; RF = Registered Family; HS = Head Start; AP = Alternative Pathway

Children in Spark Programs: 443

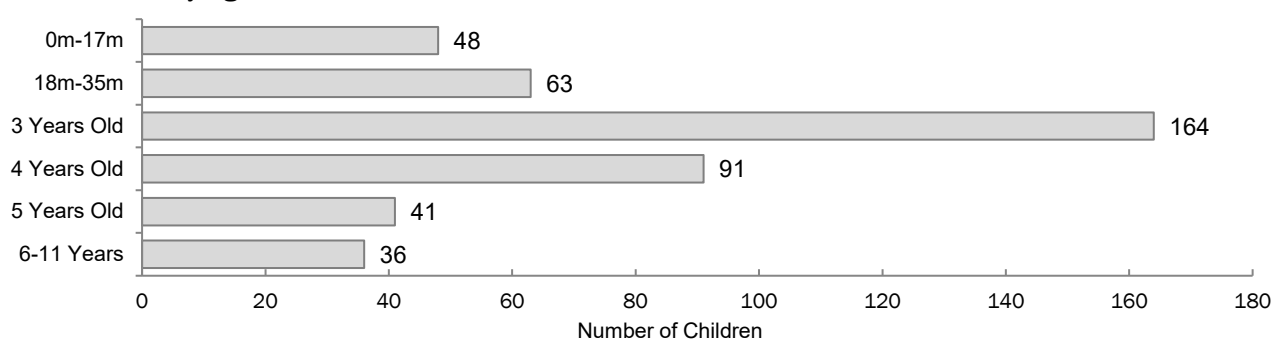
Children by Designation



Children by Program Type



Children by Age



Western Oregon
UNIVERSITY

The Research Institute

County Data Facts

All data as of November 30, 2021



Jackson

42

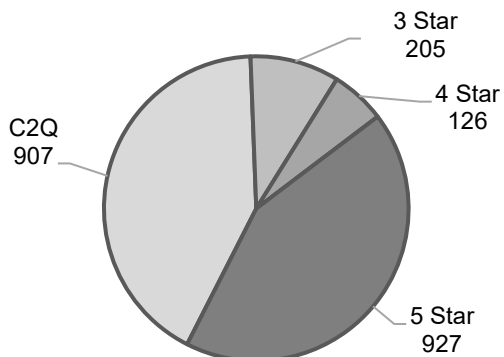
Star Rated Programs

	# Licensed	C2Q	3-Star	4-Star	5-Star
CC	41	9	2	2	2
CF	44	10	10	3	1
RF	63	13	7	0	0
HS	16	1	0	0	15
AP	1	1	0	0	0
Totals	165	34	19	5	18

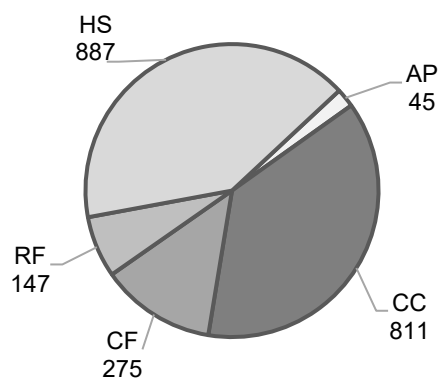
CC = Certified Center; CF = Certified Family; RF = Registered Family; HS = Head Start; AP = Alternative Pathway

Children in Spark Programs: 2,165

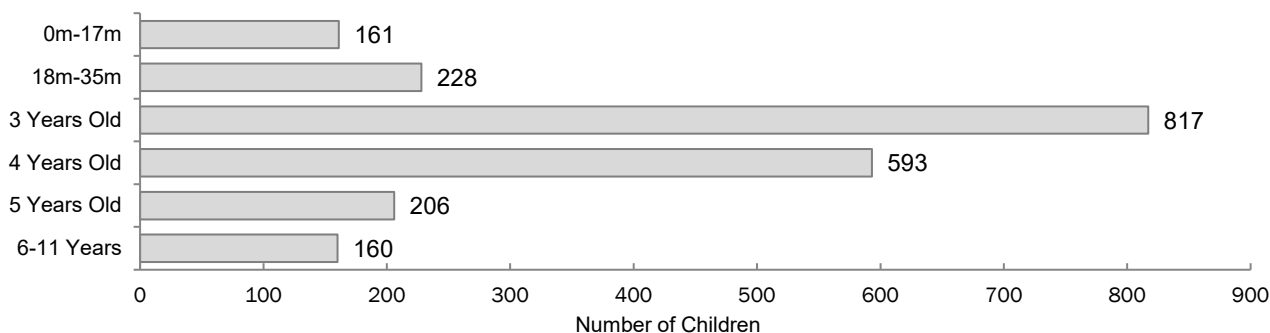
Children by Designation



Children by Program Type



Children by Age



Western Oregon
UNIVERSITY

The Research Institute

County Data Facts

All data as of November 30, 2021



Jefferson

County Spark Participation

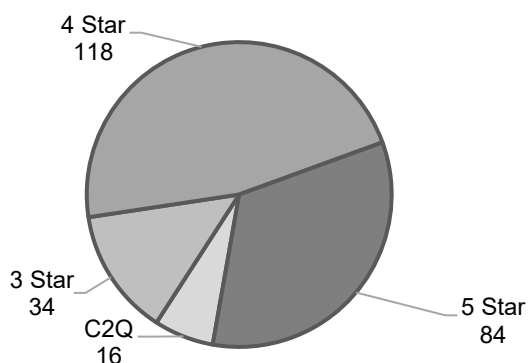
Star Rated Programs

	# Licensed	C2Q	3-Star	4-Star	5-Star
CC	3	0	2	1	0
CF	2	1	0	0	0
RF	3	1	0	0	0
HS	3	0	0	0	2
AP	1	0	0	0	0
Totals	12	2	2	1	2

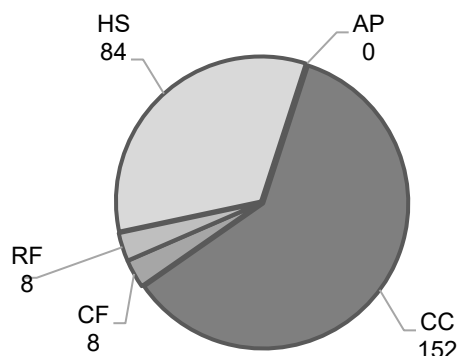
CC = Certified Center; CF = Certified Family; RF = Registered Family; HS = Head Start; AP = Alternative Pathway

Children in Spark Programs: 252

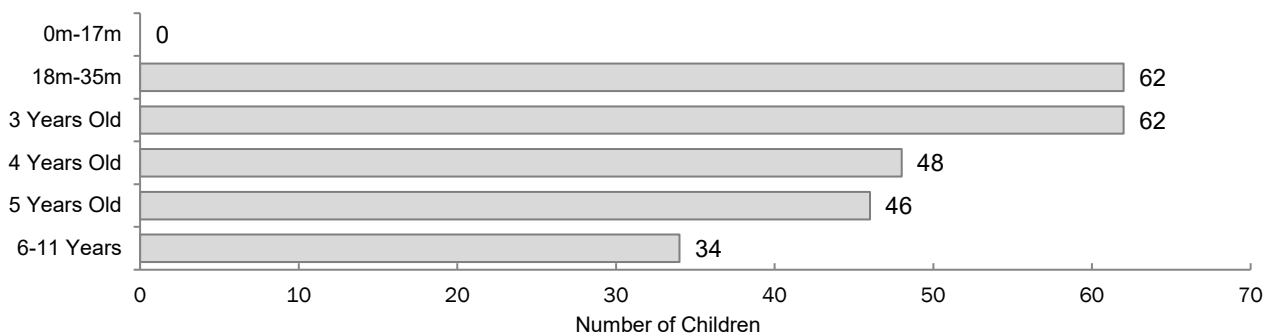
Children by Designation



Children by Program Type



Children by Age



Western Oregon
UNIVERSITY

The Research Institute

County Data Facts

All data as of November 30, 2021



Josephine

16

County Spark Participation

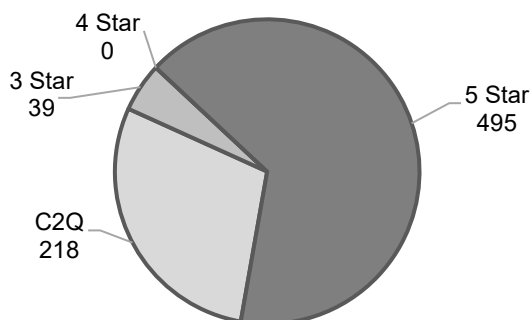
Star Rated Programs

	# Licensed	C2Q	3-Star	4-Star	5-Star
CC	25	6	0	0	1
CF	13	3	2	0	1
RF	12	1	2	0	0
HS	10	0	0	0	9
AP	1	0	0	0	1
Totals	61	10	4	0	12

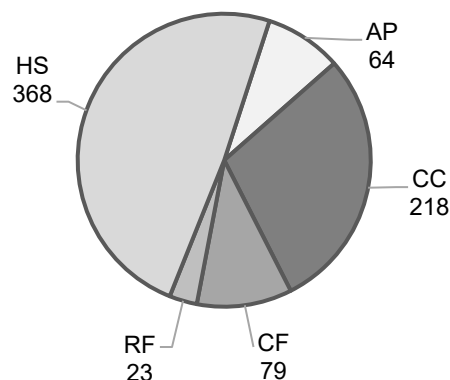
CC = Certified Center; CF = Certified Family; RF = Registered Family; HS = Head Start; AP = Alternative Pathway

Children in Spark Programs: 752

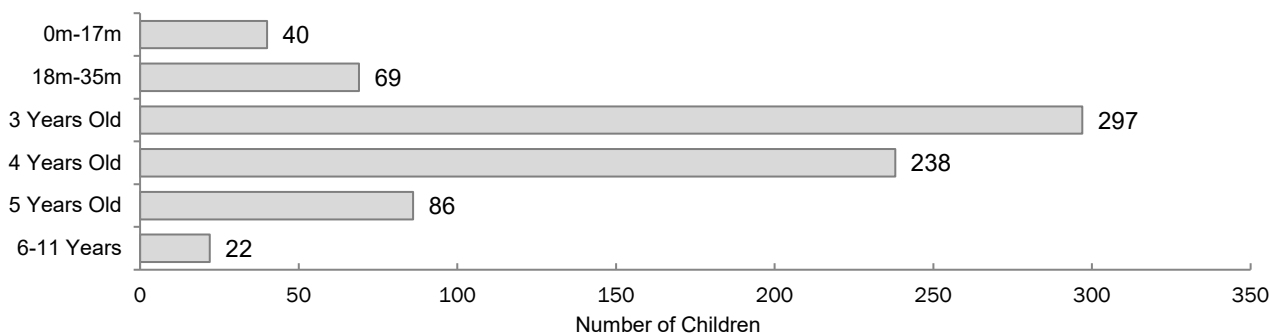
Children by Designation



Children by Program Type



Children by Age



Western Oregon
UNIVERSITY

The Research Institute

County Data Facts

All data as of November 30, 2021



Klamath

14

County Spark Participation

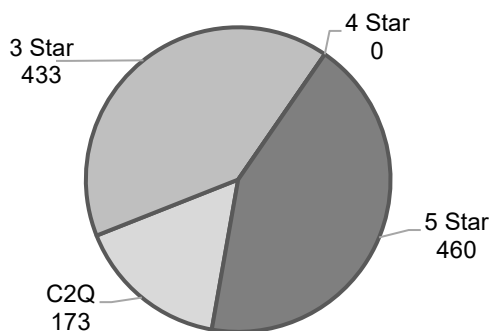
Star Rated Programs

	# Licensed	C2Q	3-Star	4-Star	5-Star
CC	9	2	1	0	1
CF	5	2	2	0	1
RF	22	2	2	0	0
HS	8	1	1	0	6
AP	3	3	0	0	0
Totals	47	10	6	0	8

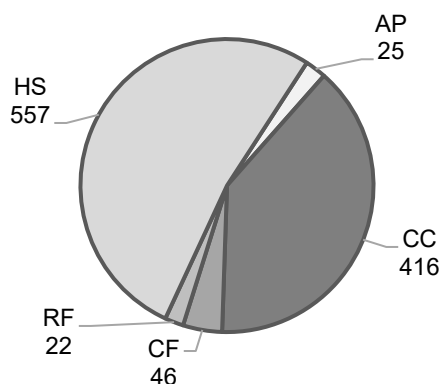
CC = Certified Center; CF = Certified Family; RF = Registered Family; HS = Head Start; AP = Alternative Pathway

Children in Spark Programs: 1,066

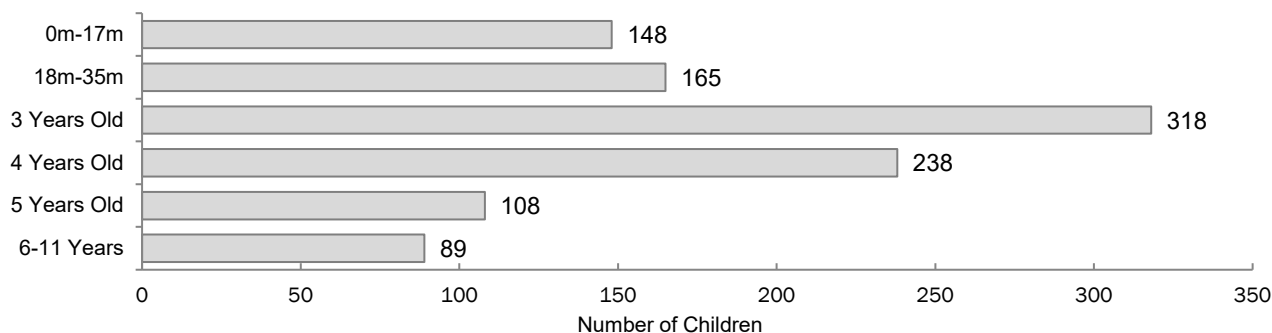
Children by Designation



Children by Program Type



Children by Age



Western Oregon
UNIVERSITY


The Research Institute

County Data Facts

All data as of November 30, 2021



Lake




County Spark Participation

	# Licensed	C2Q	Star Rated Programs		
			3-Star	4-Star	5-Star
CC	0	0	0	0	0
CF	0	0	0	0	0
RF	0	0	0	0	0
HS	1	0	0	0	1
AP	0	0	0	0	0
Totals	1	0	0	0	1

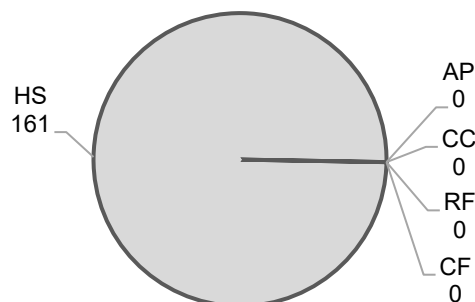
CC = Certified Center; CF = Certified Family; RF = Registered Family; HS = Head Start; AP = Alternative Pathway

Children in Spark Programs: 161

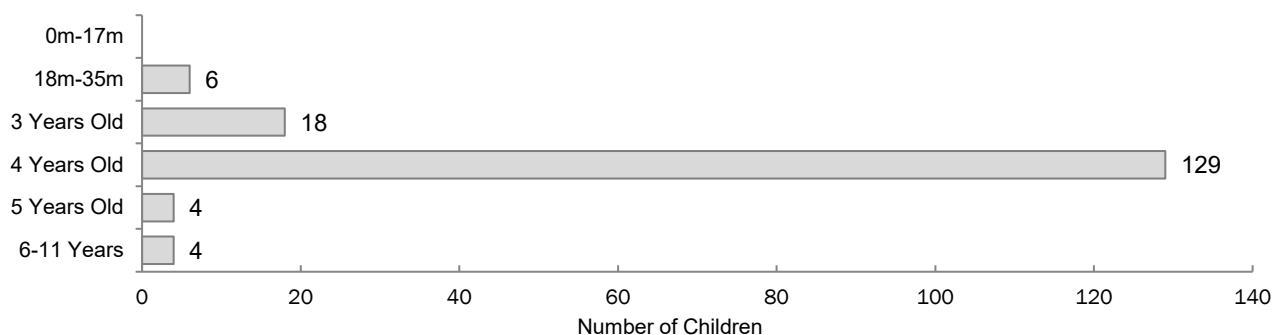
Children by Designation



Children by Program Type



Children by Age



Western Oregon
UNIVERSITY

The Research Institute

County Data Facts

All data as of November 30, 2021



Lane

77

County Spark Participation

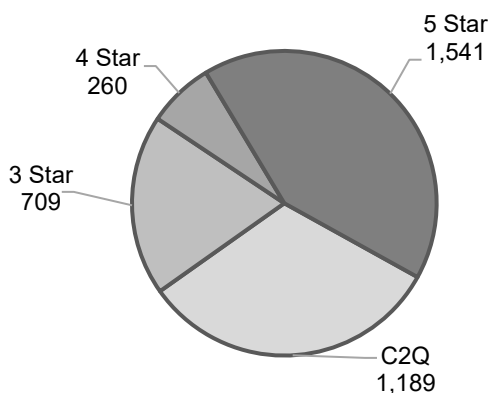
Star Rated Programs

	# Licensed	C2Q	3-Star	4-Star	5-Star
CC	81	20	9	1	11
CF	69	9	9	9	6
RF	87	1	7	0	1
HS	21	0	0	0	18
AP	8	2	1	4	1
Totals	266	32	26	14	37

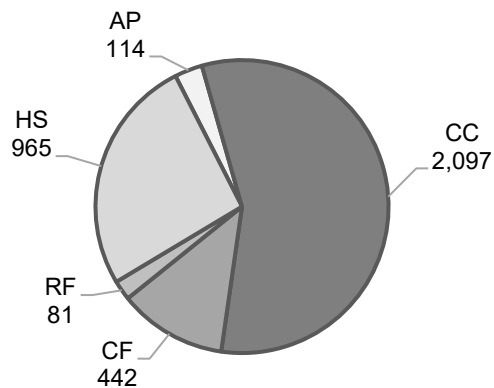
CC = Certified Center; CF = Certified Family; RF = Registered Family; HS = Head Start; AP = Alternative Pathway

Children in Spark Programs: 3,699

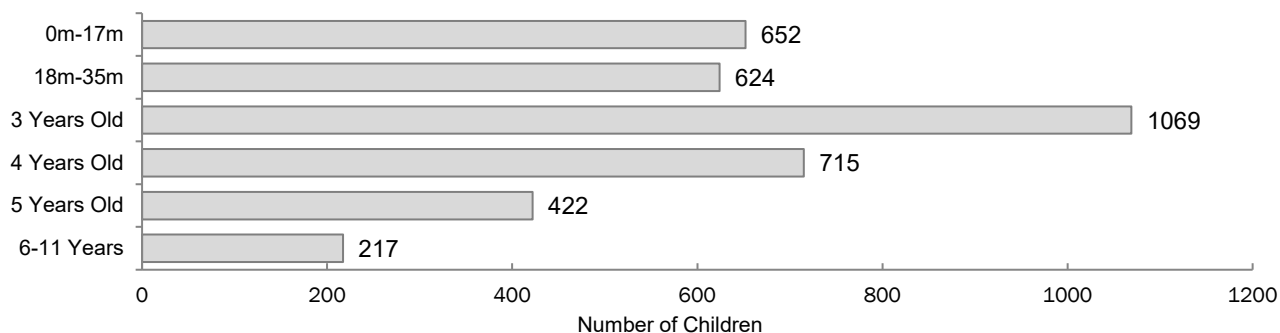
Children by Designation



Children by Program Type



Children by Age



Western Oregon
UNIVERSITY

The Research Institute

County Data Facts

All data as of November 30, 2021



Lincoln

County Spark Participation

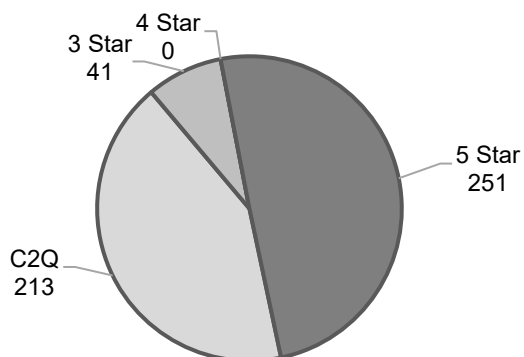
Star Rated Programs

	# Licensed	C2Q	3-Star	4-Star	5-Star
CC	5	2	0	0	1
CF	6	2	1	0	0
RF	6	0	2	0	0
HS	3	0	0	0	3
AP	5	5	0	0	0
Totals	20	4	3	0	4

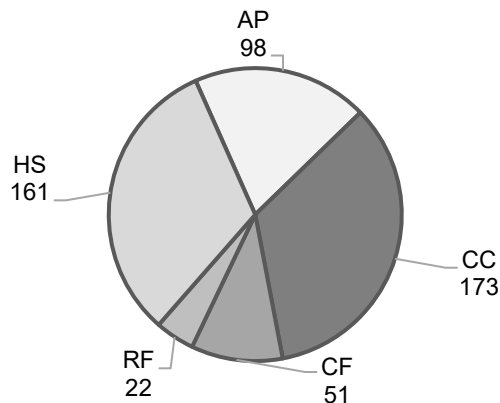
CC = Certified Center; CF = Certified Family; RF = Registered Family; HS = Head Start; AP = Alternative Pathway

Children in Spark Programs: 505

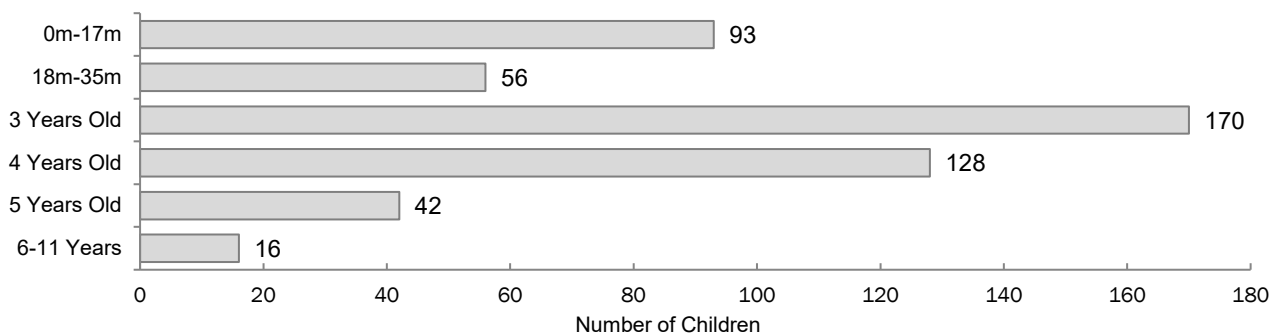
Children by Designation



Children by Program Type



Children by Age



Western Oregon
UNIVERSITY

The Research Institute

County Data Facts

All data as of November 30, 2021



Malheur

12

County Spark Participation

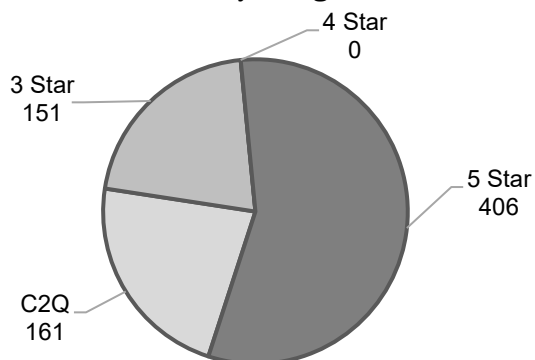
Star Rated Programs

	# Licensed	C2Q	3-Star	4-Star	5-Star
CC	5	2	1	0	0
CF	5	1	2	0	0
RF	8	3	4	0	0
HS	8	1	0	0	5
AP	2	2	0	0	0
Totals	28	9	7	0	5

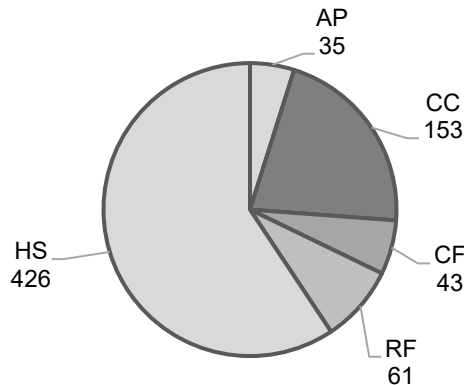
CC = Certified Center; CF = Certified Family; RF = Registered Family; HS = Head Start; AP = Alternative Pathway

Children in Spark Programs: 718

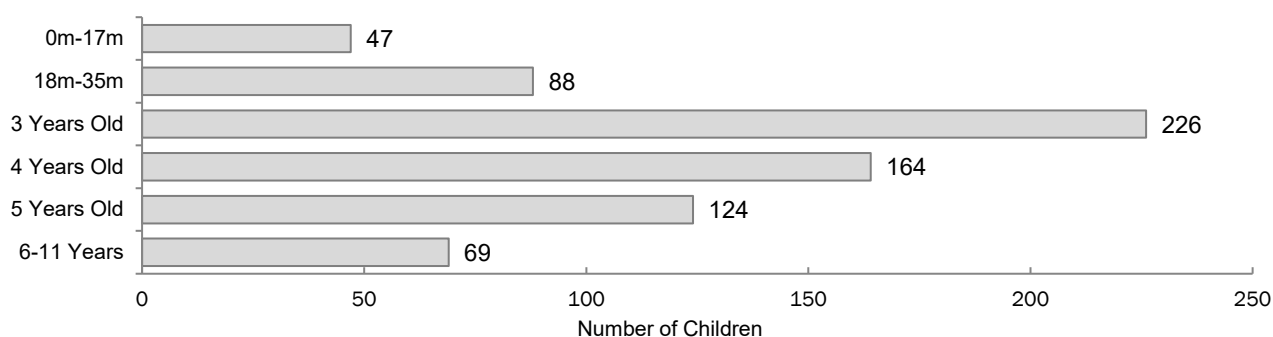
Children by Designation



Children by Program Type



Children by Age



Western Oregon
UNIVERSITY

The Research Institute

County Data Facts

All data as of November 30, 2021



Marion

64

County Spark Participation

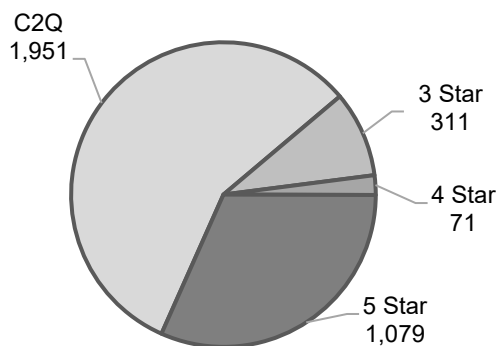
Star Rated Programs

	# Licensed	C2Q	3-Star	4-Star	5-Star
CC	75	33	2	2	1
CF	79	10	12	3	11
RF	133	18	8	0	2
HS	26	2	0	0	20
AP	7	4	0	0	3
Totals	320	67	22	5	37

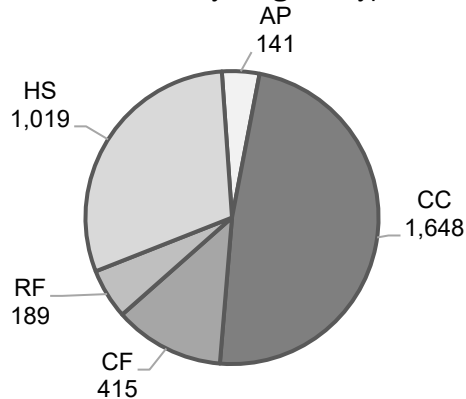
CC = Certified Center; CF = Certified Family; RF = Registered Family; HS = Head Start; AP = Alternative Pathway

Children in Spark Programs: 3,412

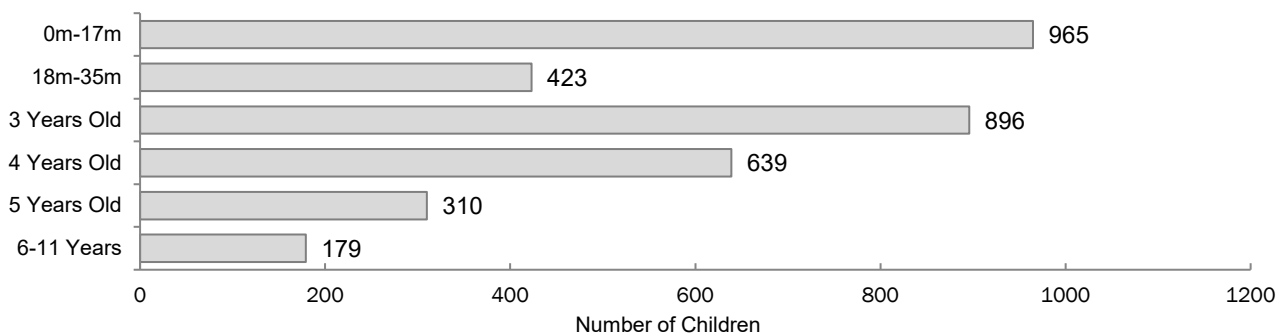
Children by Designation



Children by Program Type



Children by Age



Western Oregon
UNIVERSITY

The Research Institute

County Data Facts

All data as of November 30, 2021



Morrow

County Spark Participation

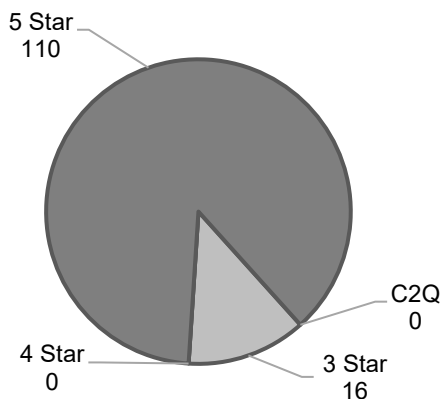
Star Rated Programs

	# Licensed	C2Q	3-Star	4-Star	5-Star
CC	2	0	1	0	0
CF	0	0	0	0	0
RF	0	0	0	0	0
HS	3	0	0	0	2
AP	0	0	0	0	0
Totals	5	0	1	0	2

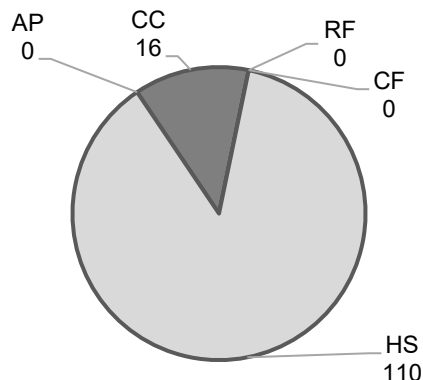
CC = Certified Center; CF = Certified Family; RF = Registered Family; HS = Head Start; AP = Alternative Pathway

Children in Spark Programs: 126

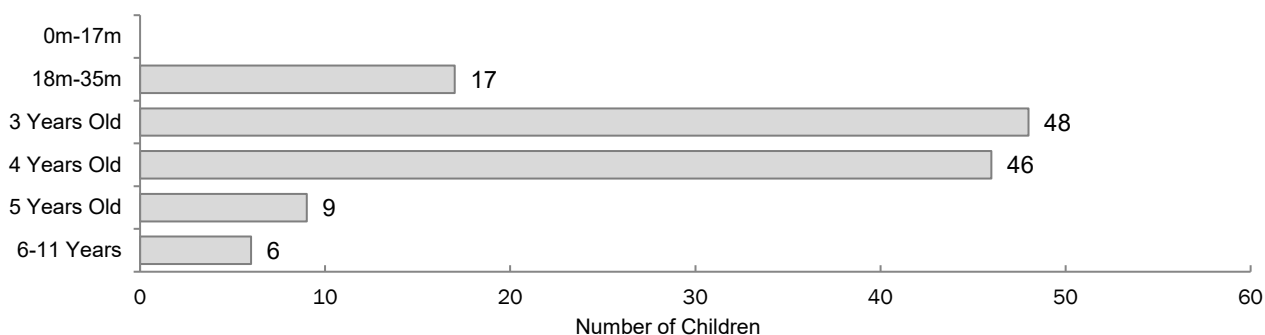
Children by Designation



Children by Program Type



Children by Age



Western Oregon
UNIVERSITY

The Research Institute

County Data Facts

All data as of November 30, 2021



Multnomah

122

County Spark Participation

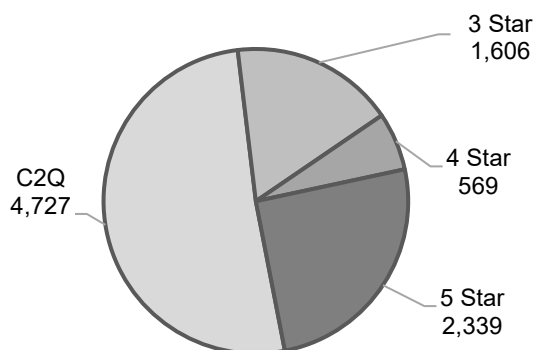
Star Rated Programs

	# Licensed	C2Q	3-Star	4-Star	5-Star
CC	238	62	16	7	9
CF	213	65	17	5	13
RF	274	34	25	0	0
HS	34	2	1	0	24
AP	7	0	2	1	2
Totals	766	163	61	13	48

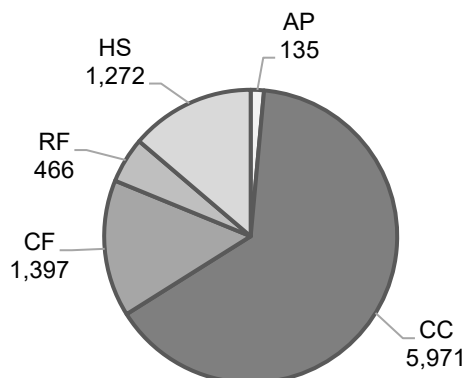
CC = Certified Center; CF = Certified Family; RF = Registered Family; HS = Head Start; AP = Alternative Pathway

Children in Spark Programs: 9,241

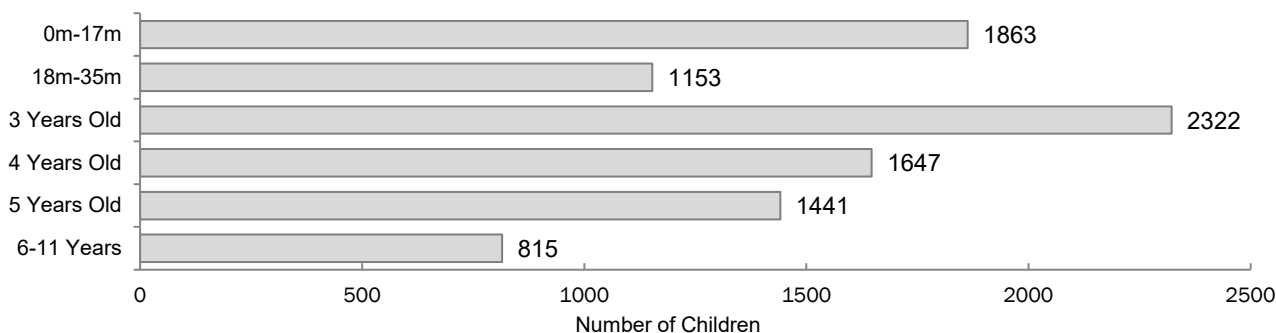
Children by Designation



Children by Program Type



Children by Age



Western Oregon
UNIVERSITY
The Research Institute

County Data Facts

All data as of November 30, 2021



Polk

13

County Spark Participation

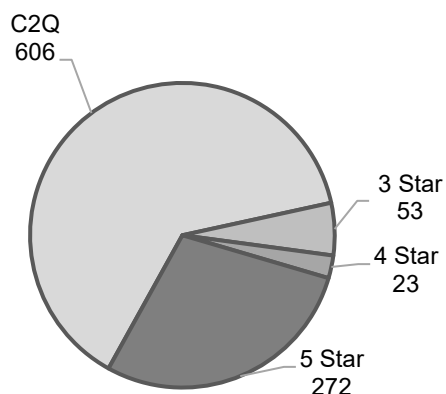
Star Rated Programs

	# Licensed	C2Q	3-Star	4-Star	5-Star
CC	15	9	1	0	3
CF	21	10	1	1	1
RF	21	6	2	1	0
HS	5	1	0	0	3
AP	0	0	0	0	0
Totals	62	26	4	2	7

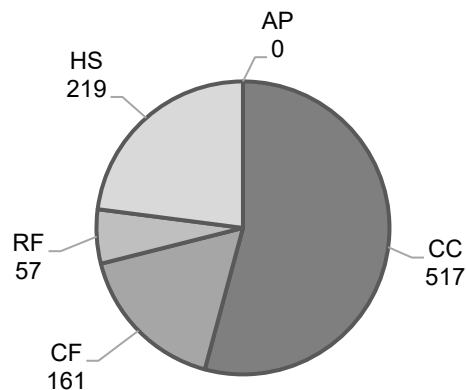
CC = Certified Center; CF = Certified Family; RF = Registered Family; HS = Head Start; AP = Alternative Pathway

Children in Spark Programs: 954

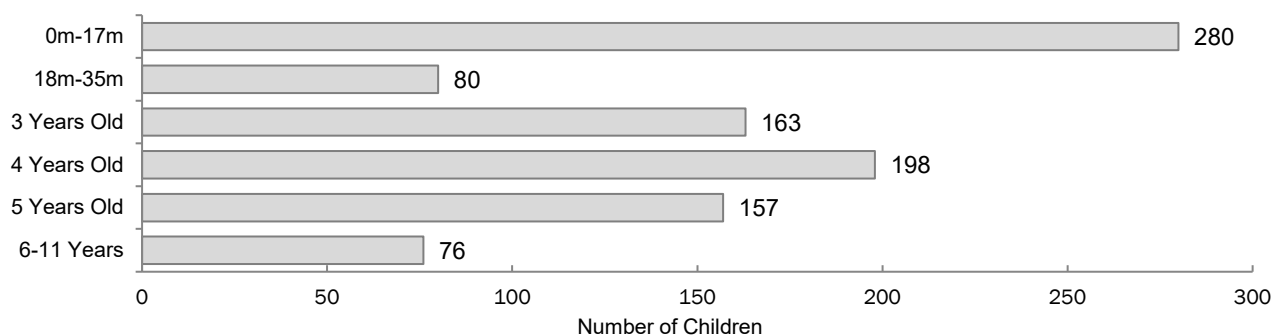
Children by Designation



Children by Program Type



Children by Age




Western Oregon
UNIVERSITY

The Research Institute

County Data Facts

All data as of November 30, 2021



Sherman

County Spark Participation

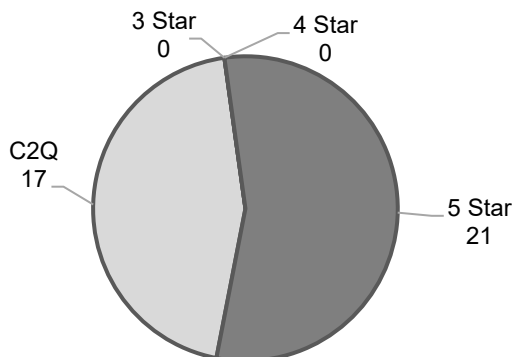
County Spark Participation

	# Licensed	C2Q	Star Rated Programs		
			3-Star	4-Star	5-Star
CC	1	0	0	0	1
CF	2	1	0	0	0
RF	0	0	0	0	0
HS	0	0	0	0	0
AP	0	0	0	0	0
Totals	3	1	0	0	1

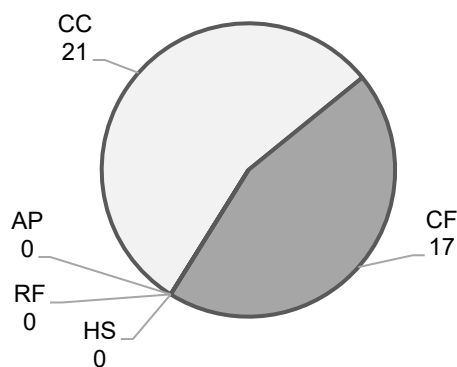
CC = Certified Center; CF = Certified Family; RF = Registered Family; HS = Head Start; AP = Alternative Pathway

Children in Spark Programs: 38

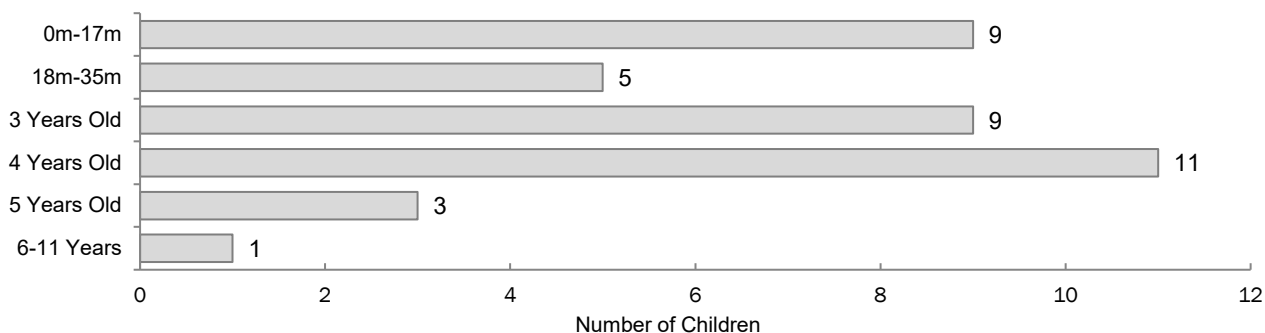
Children by Designation



Children by Program Type



Children by Age



Western Oregon
UNIVERSITY

The Research Institute

County Data Facts

All data as of November 30, 2021



Tillamook

County Spark Participation

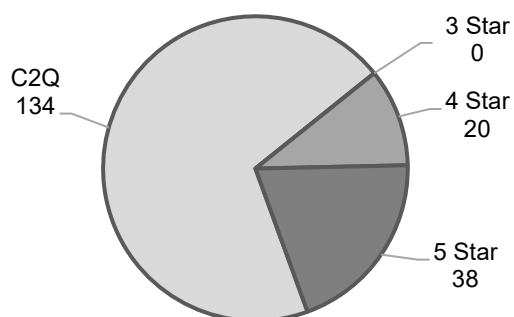
Star Rated Programs

	# Licensed	C2Q	3-Star	4-Star	5-Star
CC	2	1	0	1	0
CF	1	0	0	0	0
RF	4	4	0	0	0
HS	2	0	0	0	1
AP	3	2	0	1	0
Totals	12	7	0	2	1

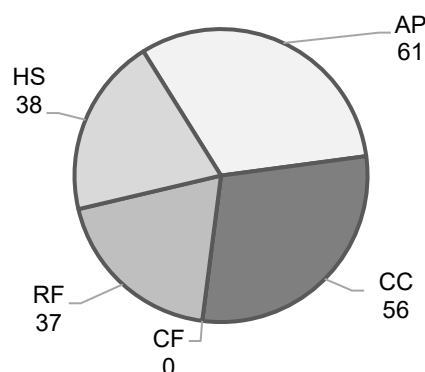
CC = Certified Center; CF = Certified Family; RF = Registered Family; HS = Head Start; AP = Alternative Pathway

Children in Spark Programs: 192

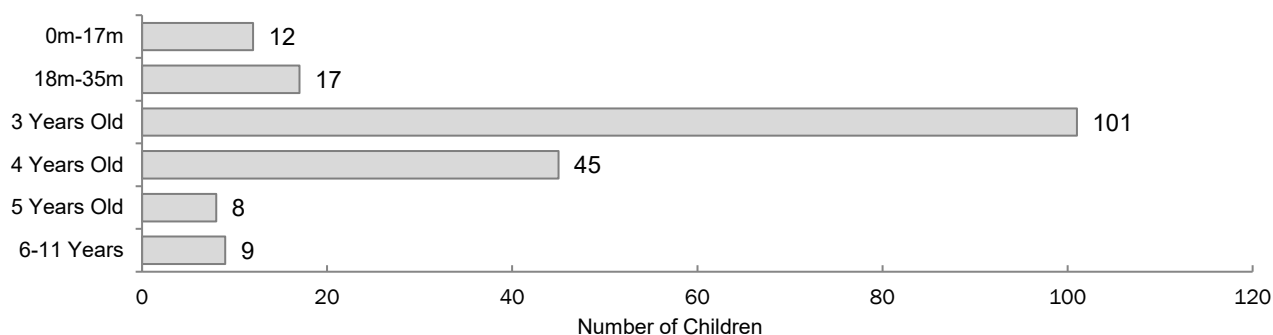
Children by Designation



Children by Program Type



Children by Age



Western Oregon
UNIVERSITY

The Research Institute

County Data Facts

All data as of November 30, 2021



Umatilla

18

County Spark Participation

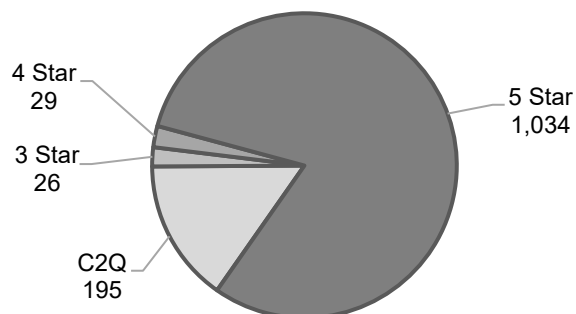
Star Rated Programs

	# Licensed	C2Q	3-Star	4-Star	5-Star
CC	8	3	1	0	1
CF	16	4	1	1	1
RF	36	6	1	1	0
HS	12	0	0	0	11
AP	1	1	0	0	0
Totals	73	14	3	2	13

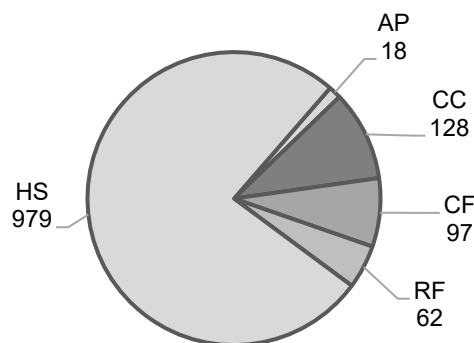
CC = Certified Center; CF = Certified Family; RF = Registered Family; HS = Head Start; AP = Alternative Pathway

Children in Spark Programs: 1,284

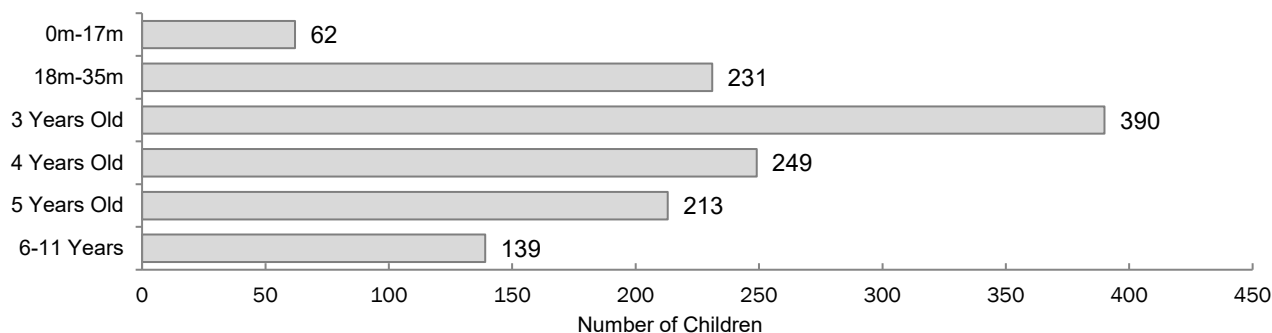
Children by Designation



Children by Program Type



Children by Age



Western Oregon
UNIVERSITY


The Research Institute

County Data Facts

All data as of November 30, 2021



Union



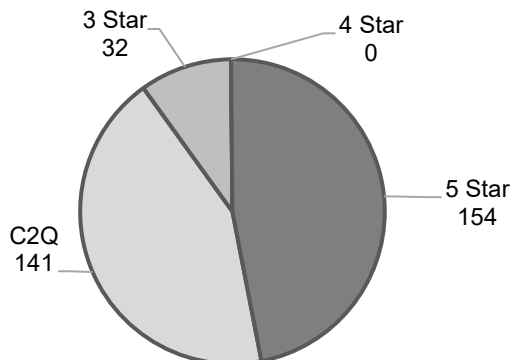
County Spark Participation

	# Licensed	C2Q	3-Star	4-Star	5-Star
CC	2	0	0	0	0
CF	4	2	0	0	0
RF	23	13	3	0	0
HS	5	0	0	0	5
AP	0	0	0	0	0
Totals	34	15	3	0	5

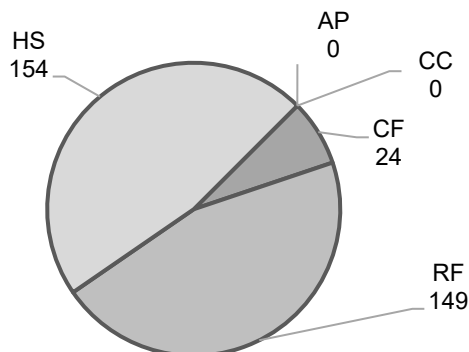
CC = Certified Center; CF = Certified Family; RF = Registered Family; HS = Head Start; AP = Alternative Pathway

Children in Spark Programs: 327

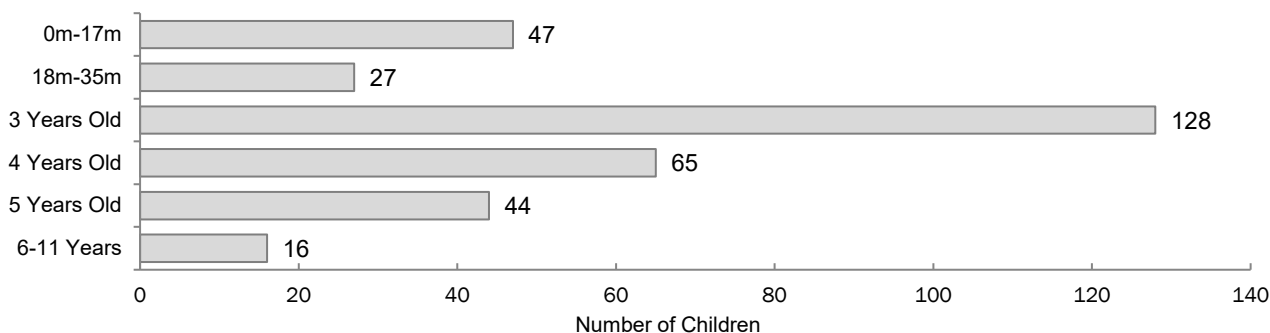
Children by Designation



Children by Program Type



Children by Age



Western Oregon
UNIVERSITY

The Research Institute

County Data Facts

All data as of November 30, 2021



Wallowa

County Spark Participation

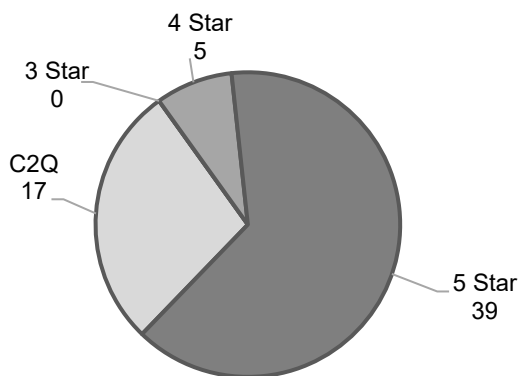
Star Rated Programs

	# Licensed	C2Q	3-Star	4-Star	5-Star
CC	1	0	0	1	0
CF	4	1	0	0	0
RF	1	1	0	0	0
HS	2	0	0	0	2
AP	0	0	0	0	0
Totals	8	2	0	1	2

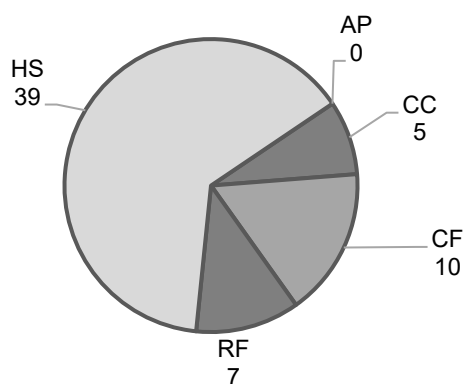
CC = Certified Center; CF = Certified Family; RF = Registered Family; HS = Head Start; AP = Alternative Pathway

Children in Spark Programs: 61

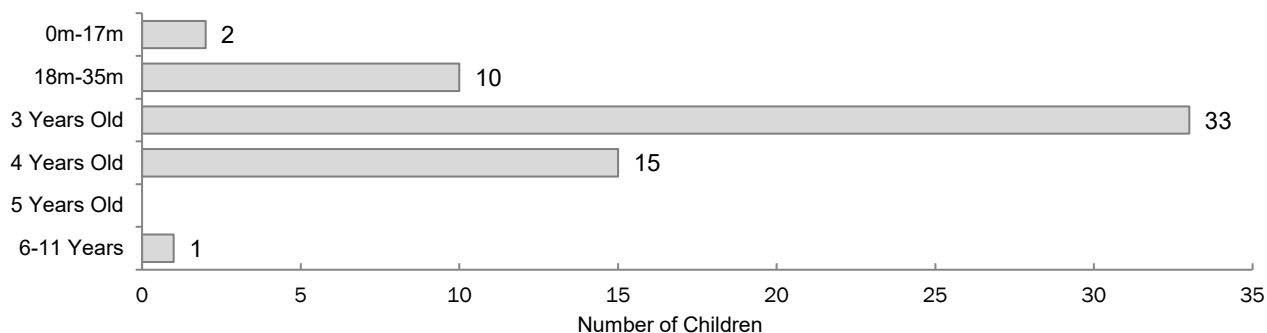
Children by Designation



Children by Program Type



Children by Age



Western Oregon
UNIVERSITY

The Research Institute

County Data Facts

All data as of November 30, 2021



Wasco

8

County Spark Participation

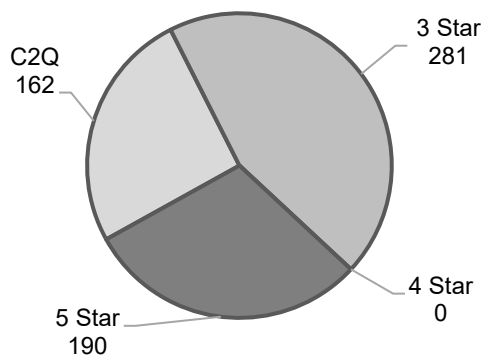
Star Rated Programs

	# Licensed	C2Q	3-Star	4-Star	5-Star
CC	2	1	1	0	0
CF	6	4	1	0	0
RF	16	7	1	0	0
HS	5	0	0	0	5
AP	1	0	0	0	0
Totals	30	12	3	0	5

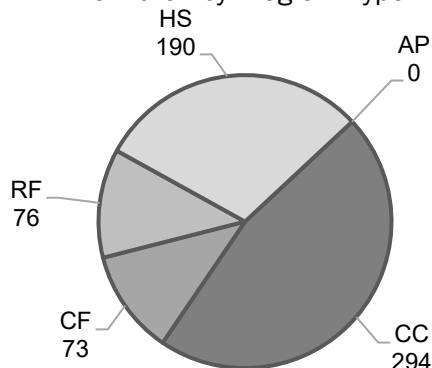
CC = Certified Center; CF = Certified Family; RF = Registered Family; HS = Head Start; AP = Alternative Pathway

Children in Spark Programs: 633

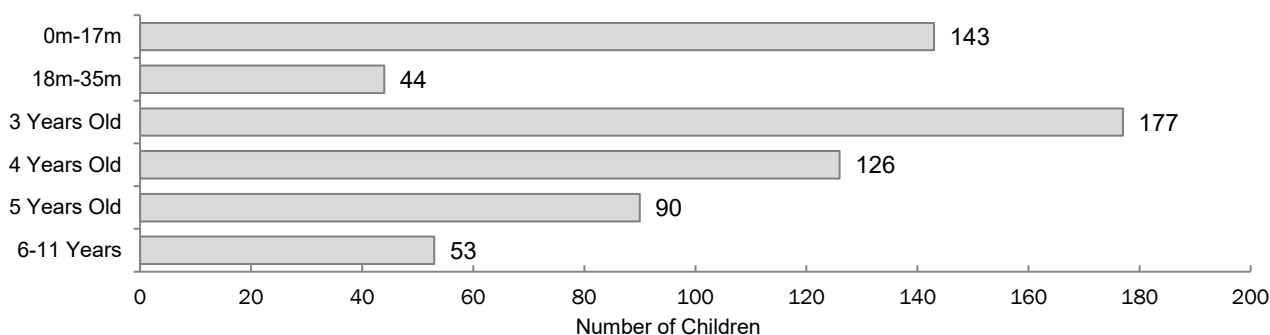
Children by Designation



Children by Program Type



Children by Age



Western Oregon
UNIVERSITY

The Research Institute

County Data Facts

All data as of November 30, 2021



Washington

82

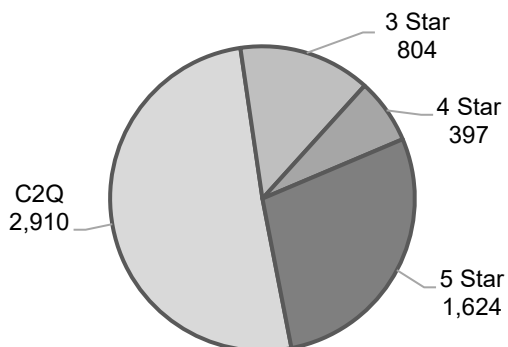
County Spark Participation

	# Licensed	C2Q	Star Rated Programs		
			3-Star	4-Star	5-Star
CC	188	35	8	5	3
CF	198	68	15	6	8
RF	180	50	7	2	1
HS	23	2	2	0	19
AP	12	6	3	0	3
Totals	601	161	35	13	34

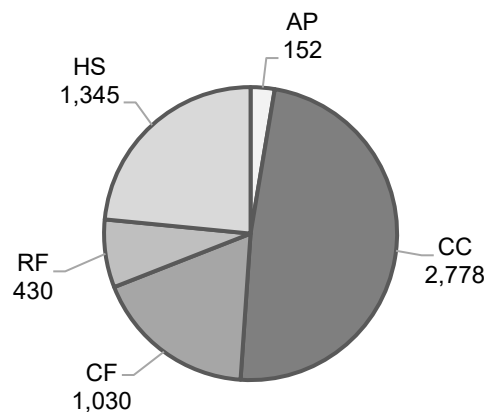
CC = Certified Center; CF = Certified Family; RF = Registered Family; HS = Head Start; AP = Alternative Pathway

Children in Spark Programs: 5,735

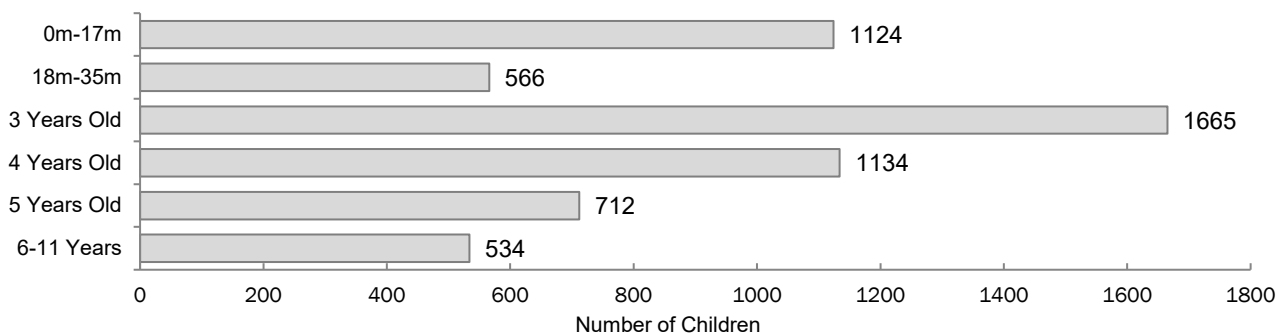
Children by Designation



Children by Program Type



Children by Age



Western Oregon
UNIVERSITY

The Research Institute

County Data Facts

All data as of November 30, 2021



Wheeler

County Spark Participation

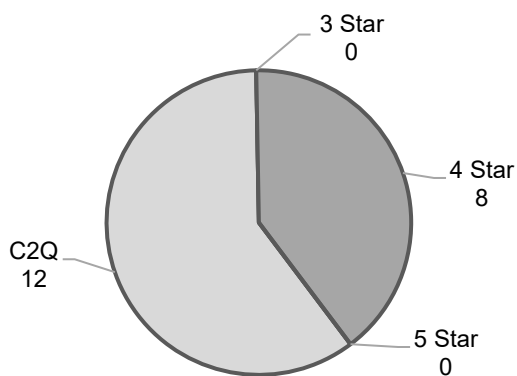
Star Rated Programs

	# Licensed	C2Q	3-Star	4-Star	5-Star
CC	0	0	0	0	0
CF	0	0	0	0	0
RF	1	0	0	0	0
HS	1	0	0	0	0
AP	2	1	0	1	0
Totals	4	1	0	1	0

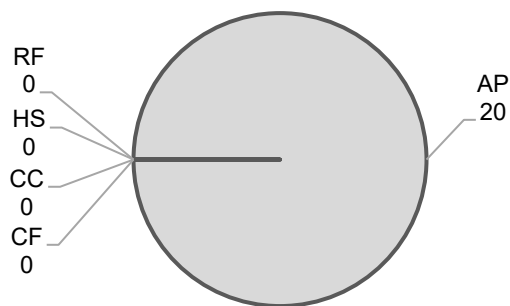
CC = Certified Center; CF = Certified Family; RF = Registered Family; HS = Head Start; AP = Alternative Pathway

Children in Spark Programs: 20

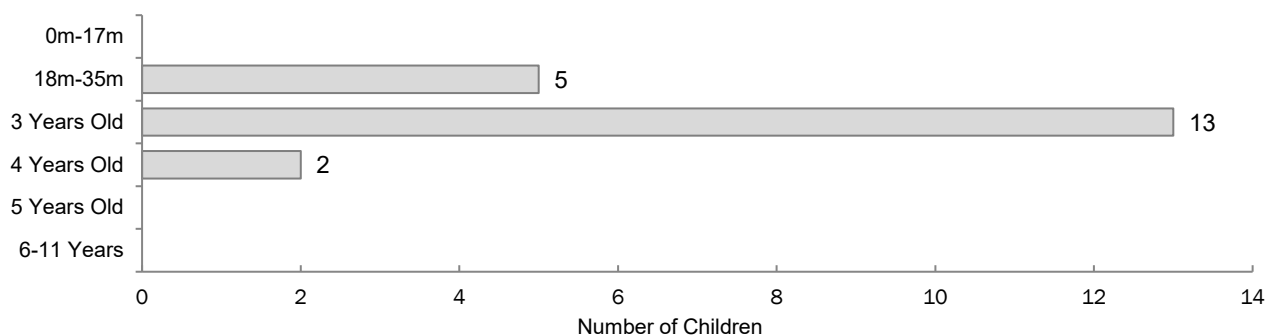
Children by Designation



Children by Program Type



Children by Age



Western Oregon
UNIVERSITY

The Research Institute

County Data Facts

All data as of November 30, 2021



Yamhill

18

County Spark Participation

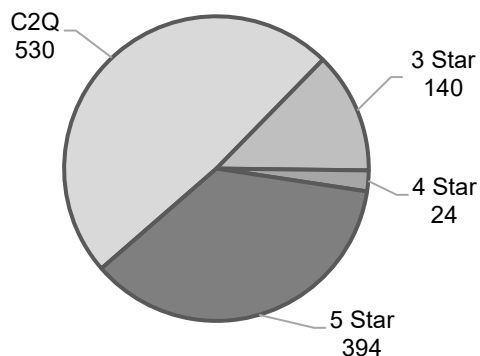
Star Rated Programs

	# Licensed	C2Q	3-Star	4-Star	5-Star
CC	21	5	2	0	0
CF	28	3	2	3	3
RF	19	2	0	0	1
HS	7	0	0	0	6
AP	3	2	1	0	0
Totals	78	12	5	3	10

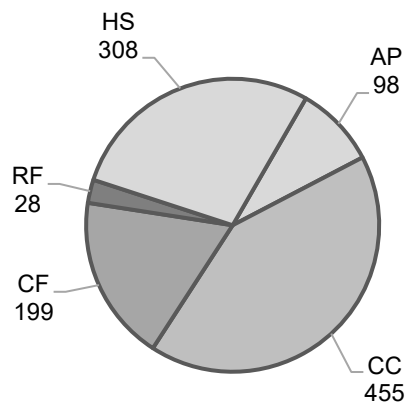
CC = Certified Center; CF = Certified Family; RF = Registered Family; HS = Head Start; AP = Alternative Pathway

Children in Spark Programs: 1,088

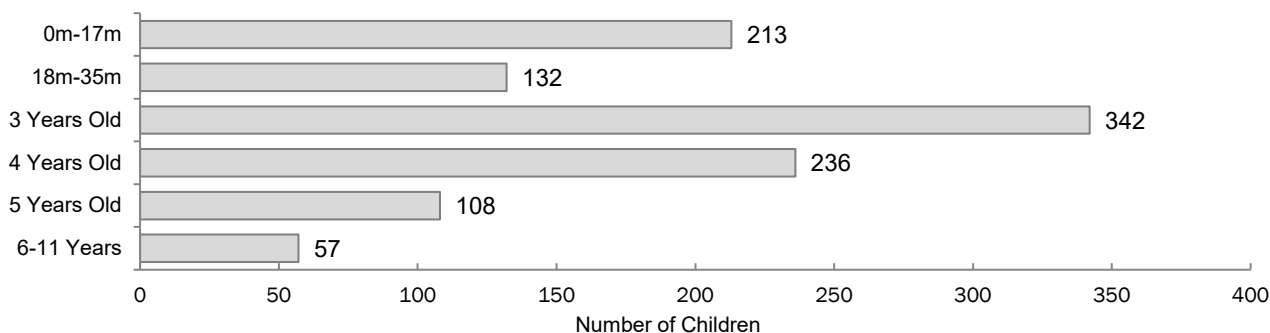
Children by Designation



Children by Program Type



Children by Age



Western Oregon
UNIVERSITY

The Research Institute