



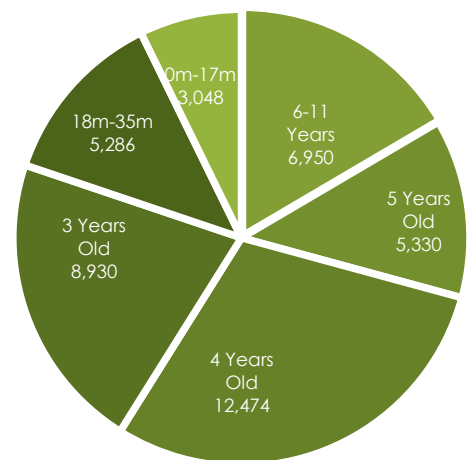
Data Facts

January 31, 2022
Oregonspark.org

Spark, Oregon's Quality Rating and Improvement System is a system designed to raise the quality and consistency of early learning programs across the state. Spark aligns with the national trend of QRISs that recognizes, rewards, and builds on the current quality of early learning. Spark provides a framework for program quality improvement while providing a tool that helps parents looking for quality early learning and care options.

Visit <http://www.oregonspark.org> for more information on requirements and standards.

There were 42,018 children in Early Learning & Development Programs (ELDPs) that had achieved a Commitment to Quality (C2Q) rating or above. Three in five (59%) of those children are in child care centers, 13% are in certified family child care, and 29% are in registered family child care. ELDPs that have attained a 3-, 4-, or 5-star rating provide service to 23,865 children. The age distribution of children in C2Q or star rated programs is highlighted in the figure. Head Start programs participating in the QRIS provide services to 2,319 children.



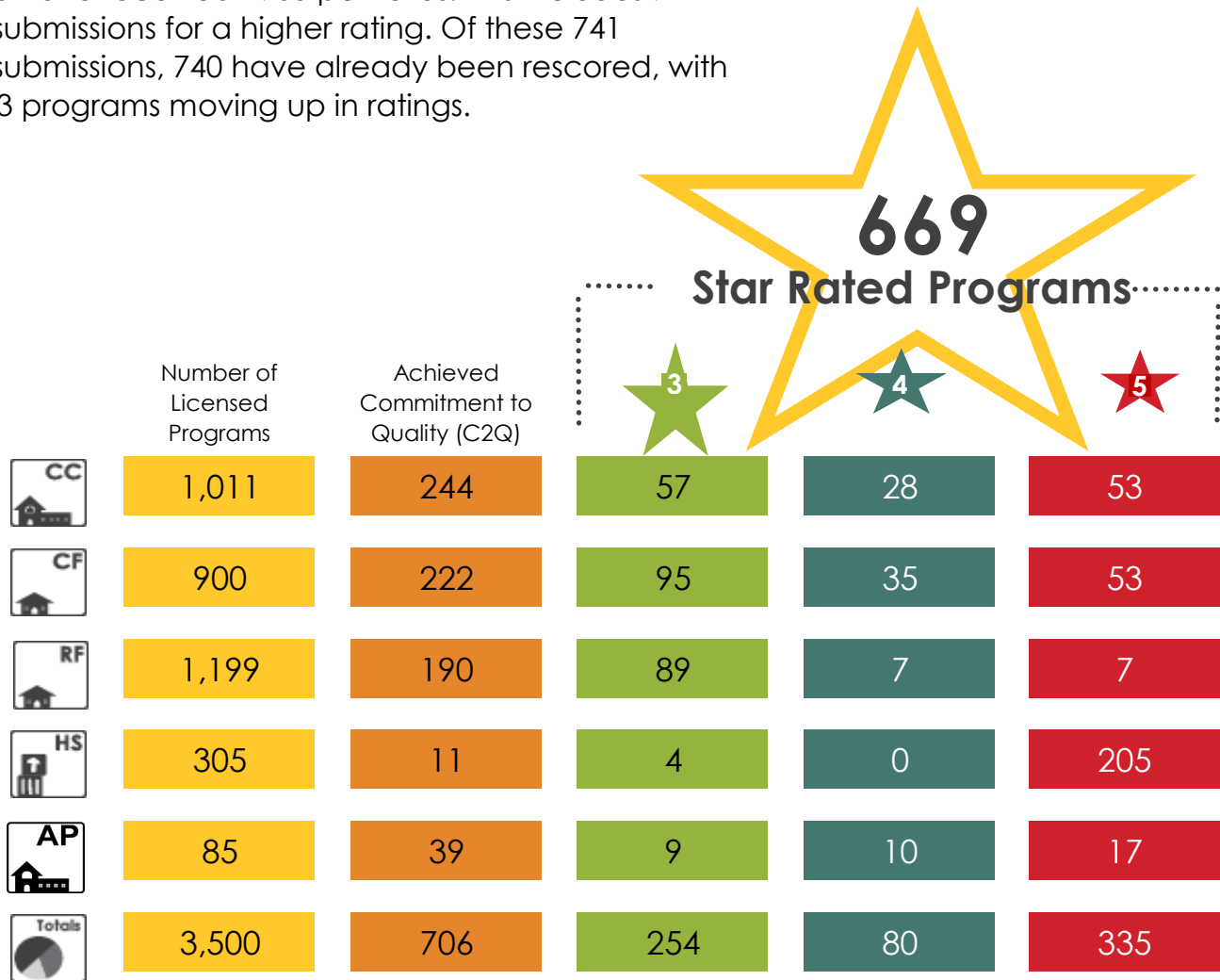
Total Children in Programs Participating in QRIS

42,018

This report reflects information gathered as of Jan 31, 2022.
For additional information please contact: 1-877-768-8290

Data Fact Archive

We have received 1960 portfolios. This includes 741 resubmissions for a higher rating. Of these 741 resubmissions, 740 have already been rescored, with 643 programs moving up in ratings.



CC = Certified Center; **CF** = Certified Family; **RF** = Registered Family; **HS** = Head Start; **AP** = Alternative Pathway

Alternative Pathway (AP) indicates programs that are license exempt due to their association with school districts. These School Partner programs may have been licensed in the past and are still eligible for Spark participation. There are other School Partner programs that are not currently participating in Spark. However, the full list is not available yet so there may be discrepancies in the Data Facts until all School Partners and School Partners participating in Spark (AP) can be identified.

This report reflects information gathered as of Jan 31, 2022.
For additional information please contact: 1-877-768-8290

[Data Fact Archive](#)

County Data Facts

All data as of January 31, 2022



Baker



County Spark Participation

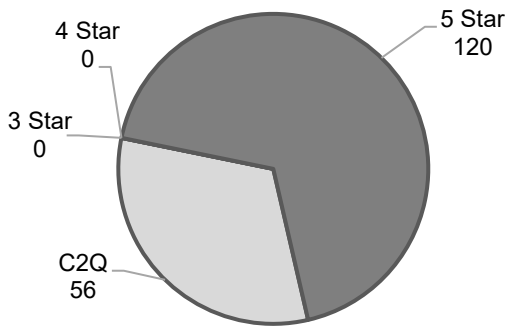
Star Rated Programs

	# Licensed	C2Q	3-Star	4-Star	5-Star
CC	4	2	0	0	0
CF	1	1	0	0	0
RF	11	4	0	0	0
HS	1	0	0	0	2
AP	0	0	0	0	0
Totals	17	7	0	0	2

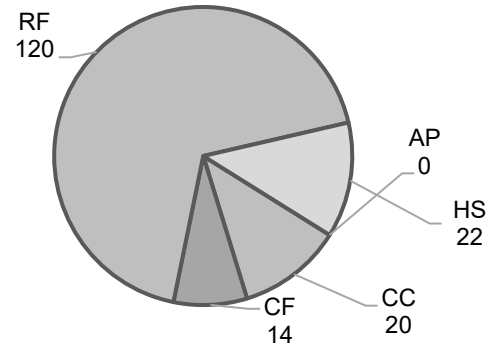
CC = Certified Center; CF = Certified Family; RF = Registered Family; HS = Head Start; AP = Alternative Pathway

Children in Spark Programs: 176

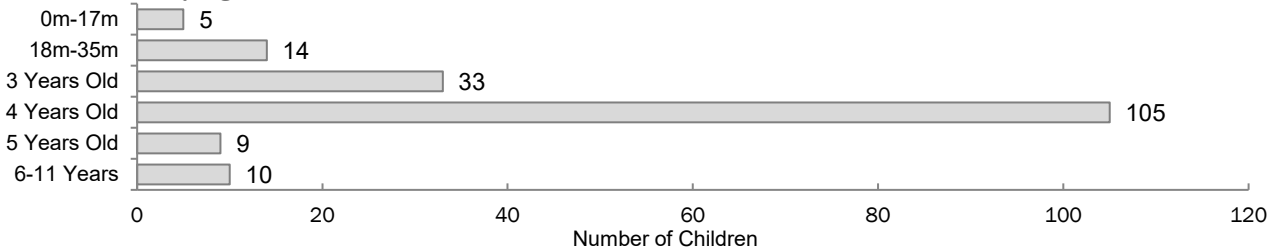
Children by Designation



Children by Program Type



Children by Age



County Data Facts

All data as of January 31, 2022



Benton



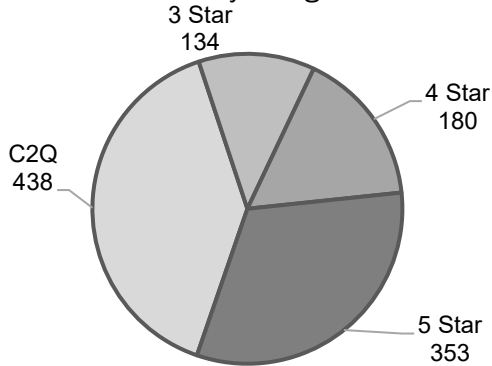
County Spark Participation

	# Licensed	C2Q	3-Star	4-Star	5-Star
CC	24	8	1	2	5
CF	11	4	1	0	1
RF	14	1	1	2	0
HS	6	0	0	0	2
AP	0	0	0	0	0
Totals	55	13	3	4	8

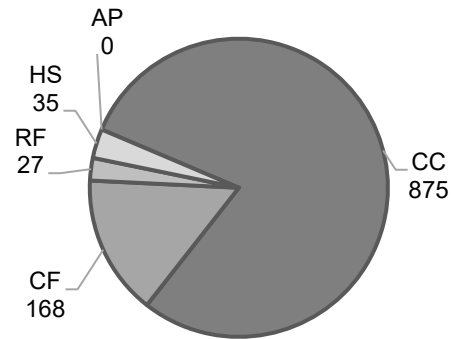
CC = Certified Center; CF = Certified Family; RF = Registered Family; HS = Head Start; AP = Alternative Pathway

Children in Spark Programs: 1,105

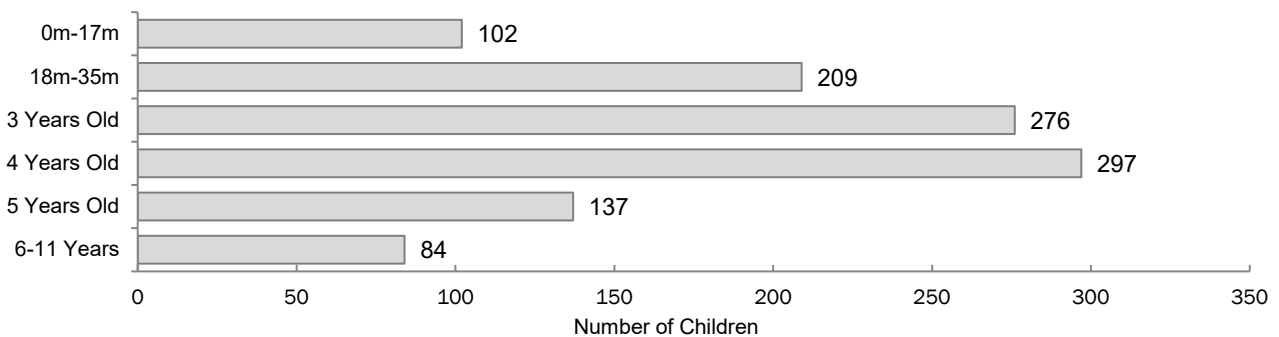
Children by Designation



Children by Program Type



Children by Age




County Data Facts

All data as of January 31, 2022



Clackamas



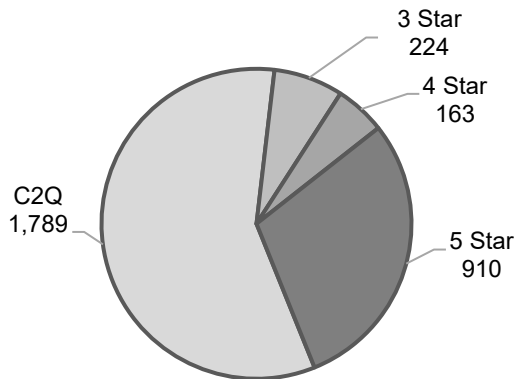
Star Rated Programs

	# Licensed	C2Q	3-Star	4-Star	5-Star
CC	93	20	1	2	3
CF	56	8	7	1	3
RF	81	9	4	1	0
HS	16	2	0	0	11
AP	4	4	1	0	0
Totals	250	43	13	4	17

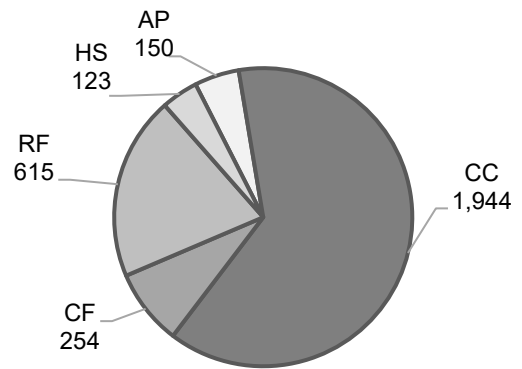
CC = Certified Center; CF = Certified Family; RF = Registered Family; HS = Head Start; AP = Alternative Pathway

Children in Spark Programs: 3,086

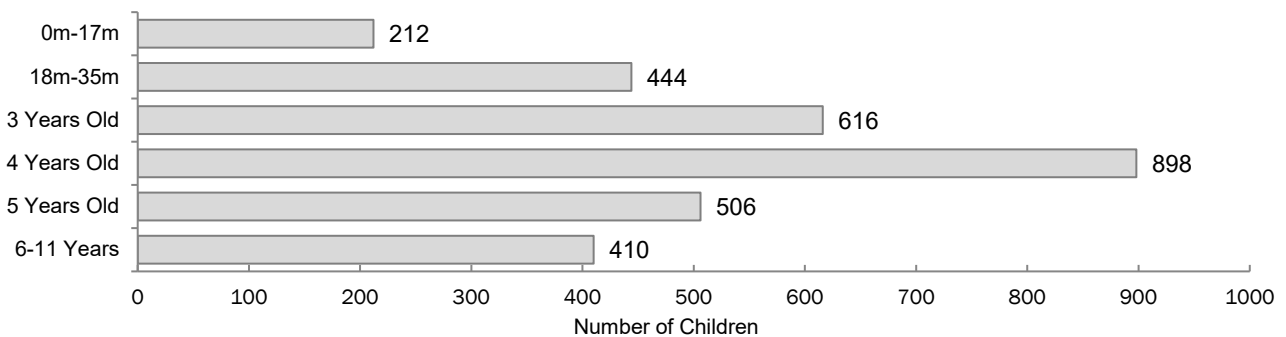
Children by Designation



Children by Program Type



Children by Age



County Data Facts

All data as of January 31, 2022



Clatsop



County Spark Participation

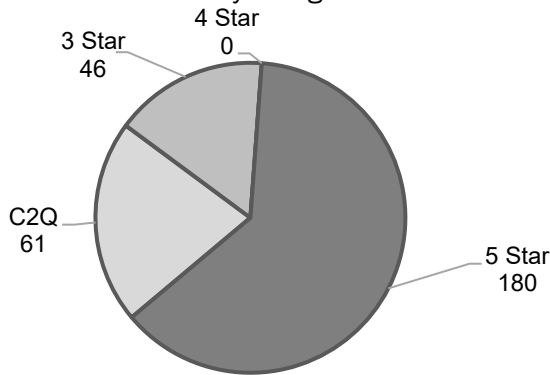
Star Rated Programs

	# Licensed	C2Q	3-Star	4-Star	5-Star
CC	7	0	1	0	0
CF	2	1	0	0	0
RF	9	2	1	0	0
HS	4	0	0	0	3
AP	2	1	0	0	1
Totals	24	4	2	0	4

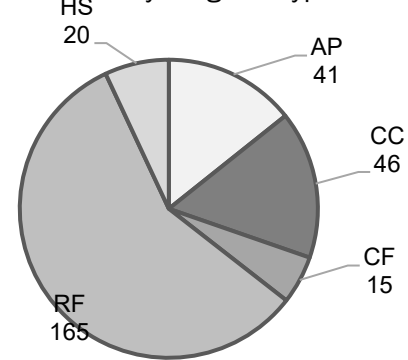
CC = Certified Center; CF = Certified Family; RF = Registered Family; HS = Head Start; AP = Alternative Pathway

Children in Spark Programs: 287

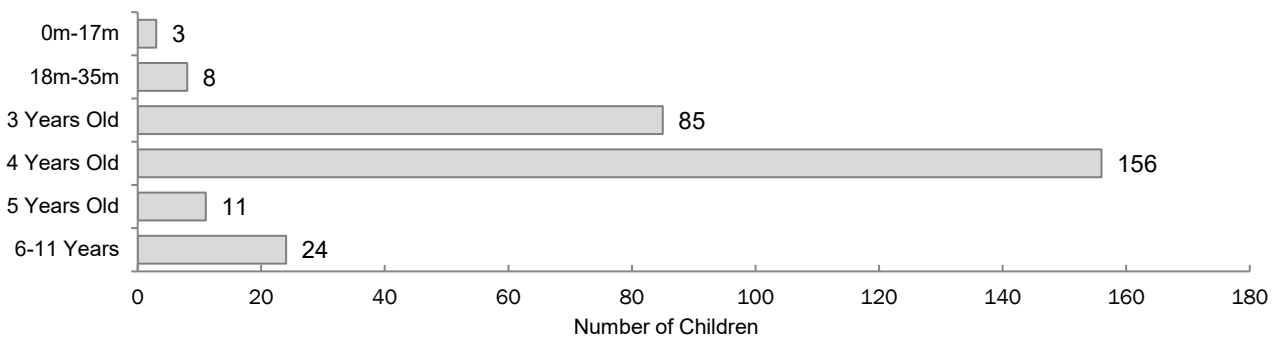
Children by Designation



Children by Program Type



Children by Age




County Data Facts

All data as of January 31, 2022



Columbia



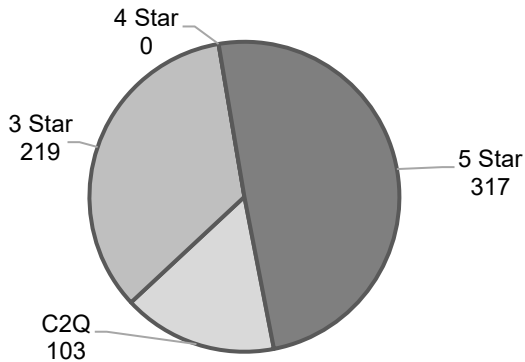
County Spark Participation

	# Licensed	C2Q	3-Star	4-Star	5-Star
CC	7	2	2	0	1
CF	5	1	2	0	0
RF	15	2	1	0	0
HS	5	0	0	0	4
AP	4	0	0	0	3
Totals	36	5	5	0	8

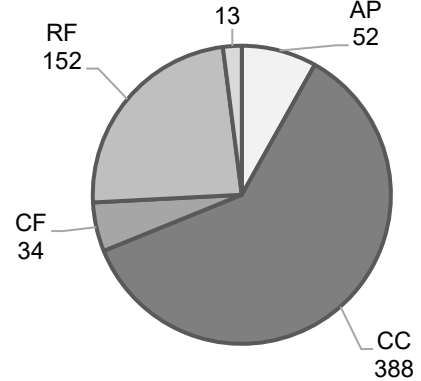
CC = Certified Center; CF = Certified Family; RF = Registered Family; HS = Head Start; AP = Alternative Pathway

Children in Spark Programs: 639

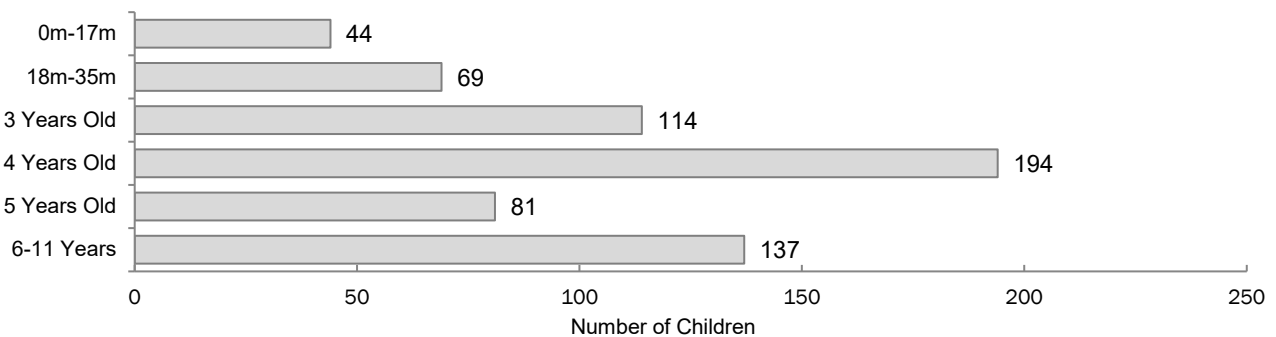
Children by Designation



Children by Program Type



Children by Age




County Data Facts

All data as of January 31, 2022



Coos



County Spark Participation

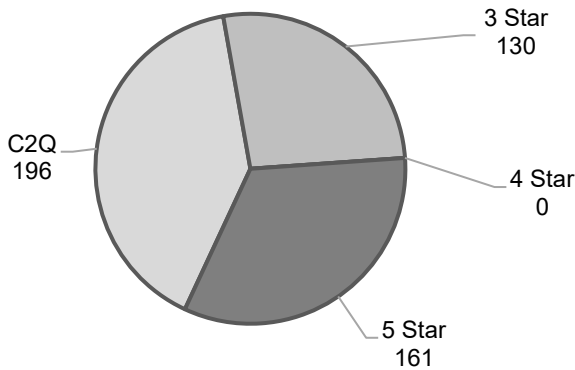
Star Rated Programs

	# Licensed	C2Q	3-Star	4-Star	5-Star
CC	7	2	1	0	0
CF	5	0	3	0	0
RF	22	4	3	0	0
HS	6	0	1	0	4
AP	2	2	0	0	0
Totals	42	8	8	0	4

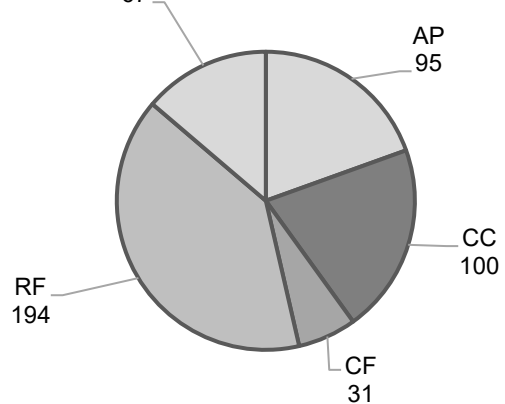
CC = Certified Center; CF = Certified Family; RF = Registered Family; HS = Head Start; AP = Alternative Pathway

Children in Spark Programs: 487

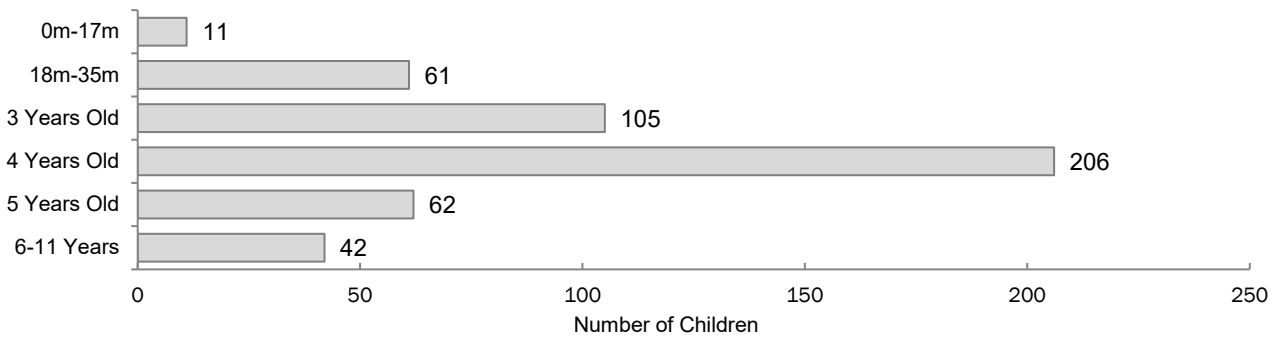
Children by Designation



Children by Program Type



Children by Age



County Data Facts

All data as of January 31, 2022



Crook



County Spark Participation

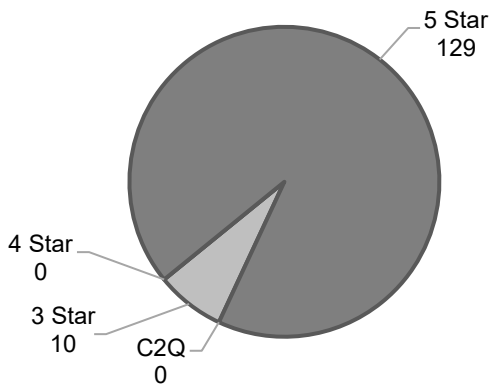
Star Rated Programs

	# Licensed	C2Q	3-Star	4-Star	5-Star
CC	4	0	0	0	1
CF	1	0	0	0	0
RF	3	0	1	0	0
HS	2	0	0	0	2
AP	0	0	0	0	0
Totals	10	0	1	0	3

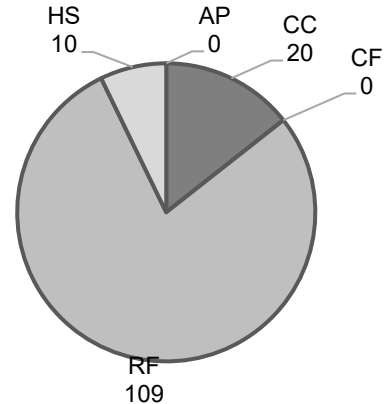
CC = Certified Center; CF = Certified Family; RF = Registered Family; HS = Head Start; AP = Alternative Pathway

Children in Spark Programs: 139

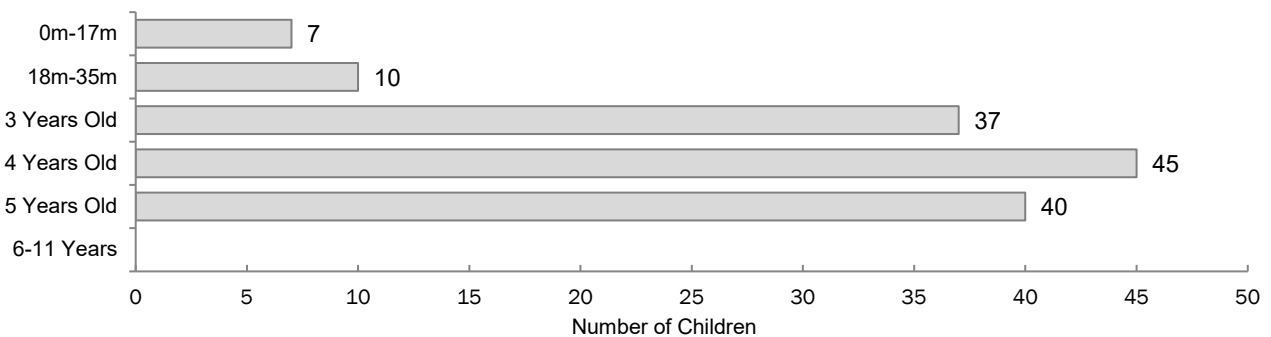
Children by Designation



Children by Program Type



Children by Age



County Data Facts

All data as of January 31, 2022



Curry



County Spark Participation

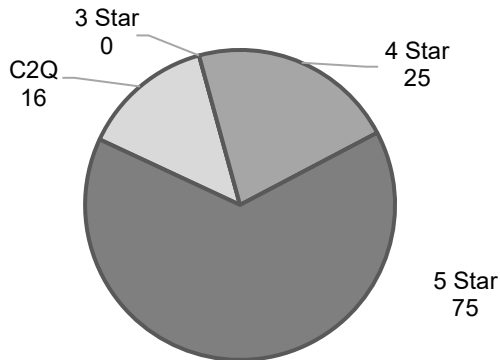
Star Rated Programs

	# Licensed	C2Q	3-Star	4-Star	5-Star
CC	3	0	0	0	0
CF	3	1	0	1	0
RF	1	0	0	0	0
HS	3	0	0	0	3
AP	0	0	0	0	0
Totals	10	1	0	1	3

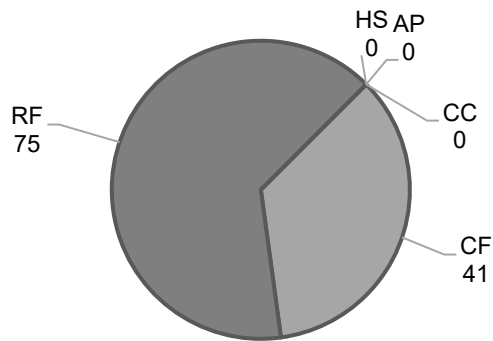
CC = Certified Center; CF = Certified Family; RF = Registered Family; HS = Head Start; AP = Alternative Pathway

Children in Spark Programs: 116

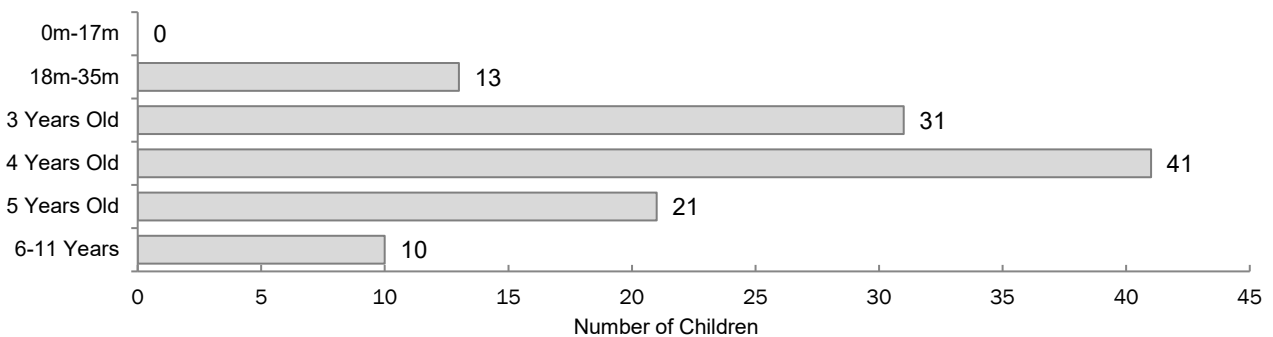
Children by Designation



Children by Program Type



Children by Age



Western Oregon
UNIVERSITY


The Research Institute

County Data Facts

All data as of January 31, 2022



Douglas



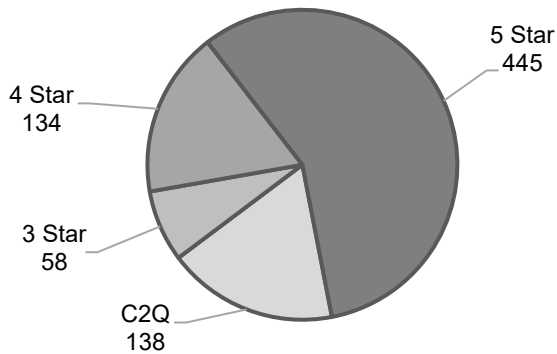
County Spark Participation

	# Licensed	C2Q	3-Star	4-Star	5-Star
CC	14	3	1	0	3
CF	6	1	1	0	2
RF	32	4	1	0	2
HS	7	0	0	0	5
AP	6	1	1	2	3
Totals	65	9	4	2	15

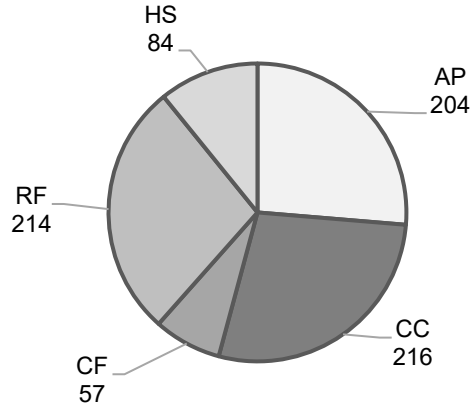
CC = Certified Center; CF = Certified Family; RF = Registered Family; HS = Head Start; AP = Alternative Pathway

Children in Spark Programs: 775

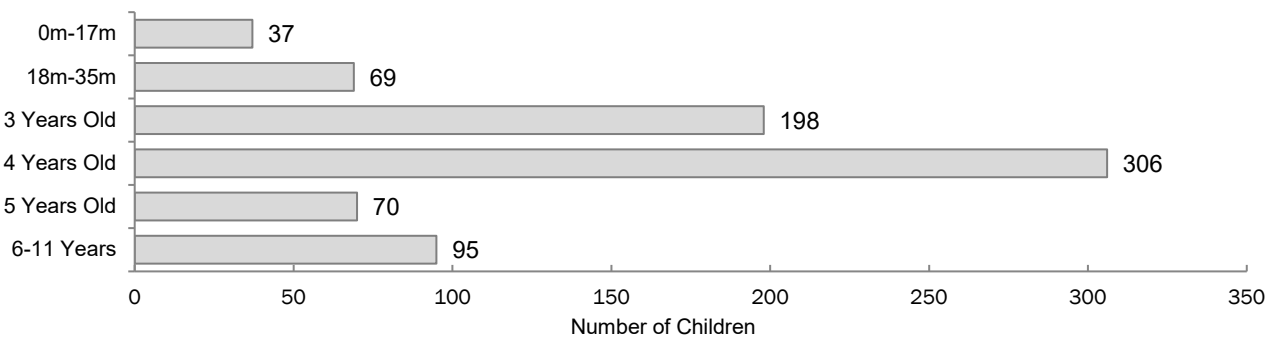
Children by Designation



Children by Program Type



Children by Age



County Data Facts

All data as of January 31, 2022



Gilliam



County Spark Participation

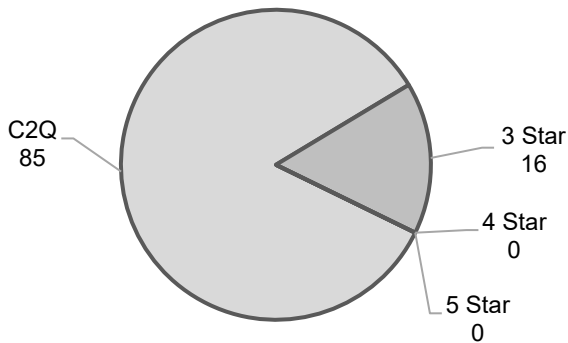
Star Rated Programs

	# Licensed	C2Q	3-Star	4-Star	5-Star
CC	0	0	0	0	0
CF	1	0	1	0	0
RF	0	0	0	0	0
HS	2	1	0	0	0
AP	0	0	0	0	0
Totals	3	1	1	0	0

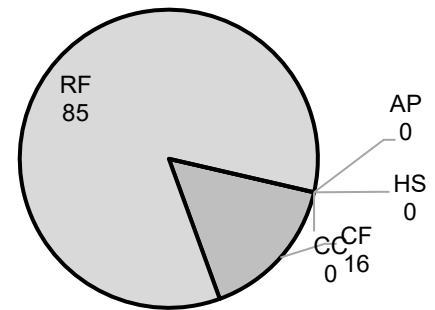
CC = Certified Center; CF = Certified Family; RF = Registered Family; HS = Head Start; AP = Alternative Pathway

Children in Spark Programs: 101

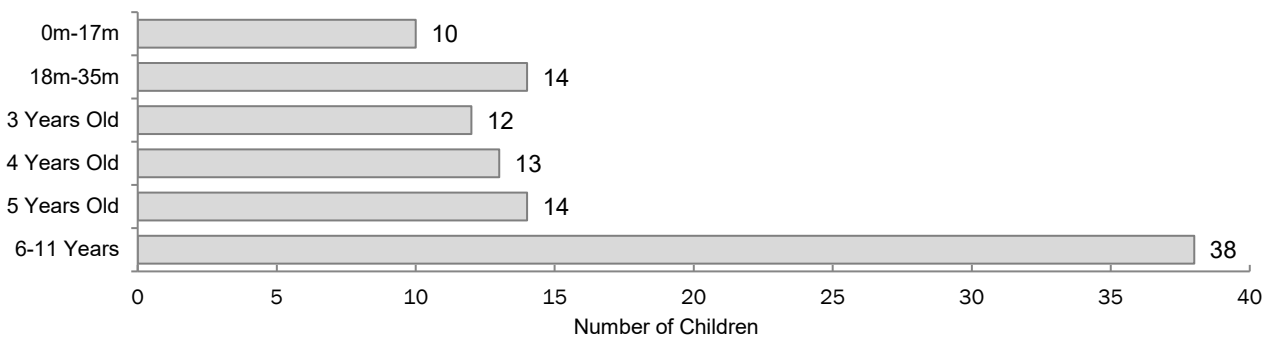
Children by Designation



Children by Program Type



Children by Age




County Data Facts

All data as of January 31, 2022



Deschutes



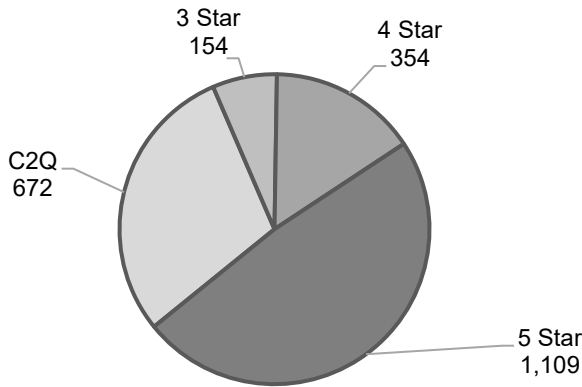
County Spark Participation

	# Licensed	C2Q	Star Rated Programs		
			3-Star	4-Star	5-Star
CC	61	8	2	5	6
CF	45	11	3	2	0
RF	36	4	4	0	0
HS	10	0	0	0	7
AP	1	1	0	0	0
Totals	153	24	9	7	13

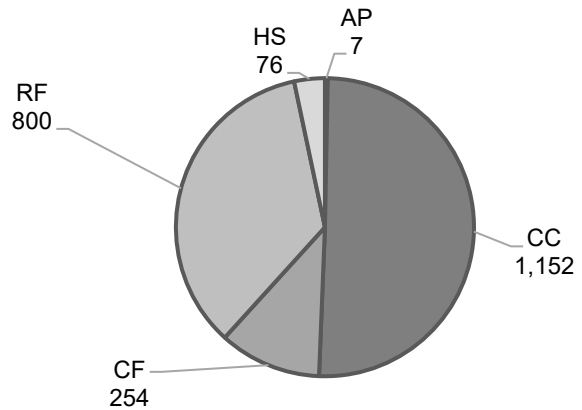
CC = Certified Center; CF = Certified Family; RF = Registered Family; HS = Head Start; AP = Alternative Pathway

Children in Spark Programs: 2,289

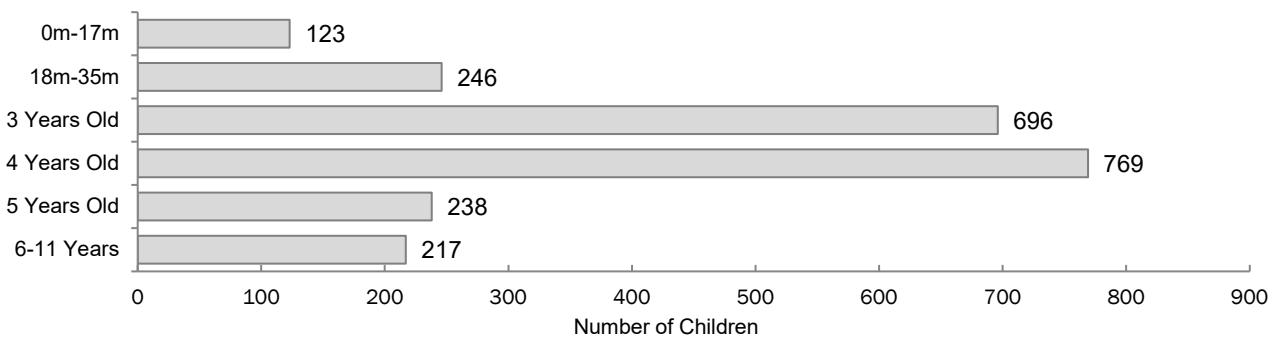
Children by Designation



Children by Program Type



Children by Age



County Data Facts

All data as of January 31, 2022



Linn



County Spark Participation

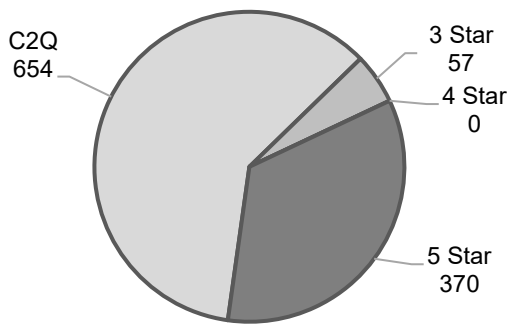
Star Rated Programs

	# Licensed	C2Q	3-Star	4-Star	5-Star
CC	14	10	1	0	1
CF	15	6	2	0	0
RF	34	3	3	0	0
HS	5	0	0	0	4
AP	1	1	0	0	0
Totals	69	20	6	0	5

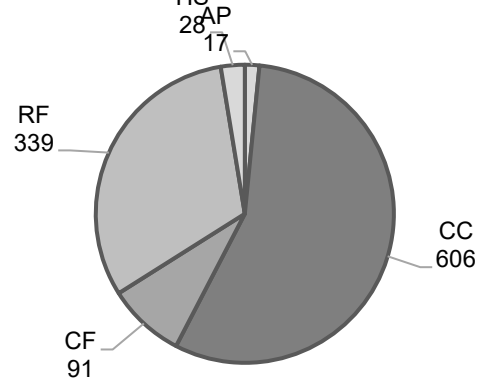
CC = Certified Center; CF = Certified Family; RF = Registered Family; HS = Head Start; AP = Alternative Pathway

Children in Spark Programs: 1,081

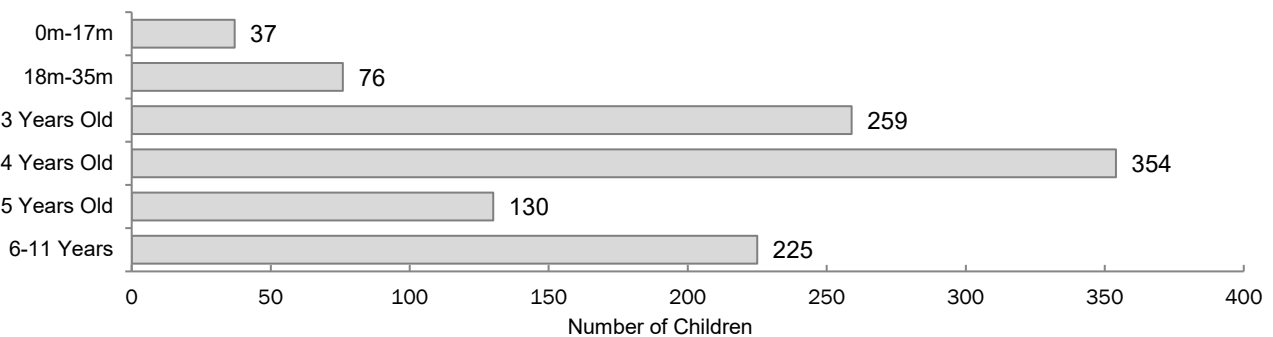
Children by Designation



Children by Program Type



Children by Age




County Data Facts

All data as of January 31, 2022



Grant



County Spark Participation

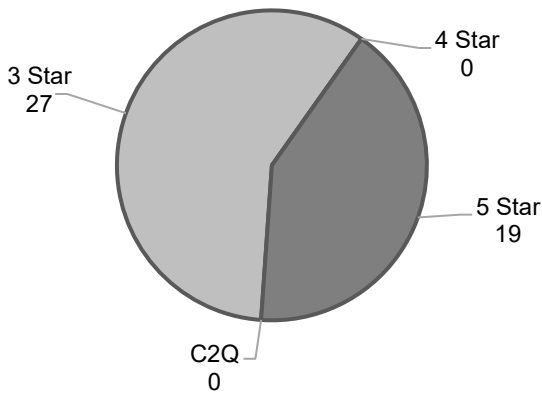
Star Rated Programs

	# Licensed	C2Q	3-Star	4-Star	5-Star
CC	1	0	1	0	0
CF	1	0	0	0	0
RF	2	0	0	0	0
HS	1	0	0	0	1
AP	1	0	0	0	0
Totals	6	0	1	0	1

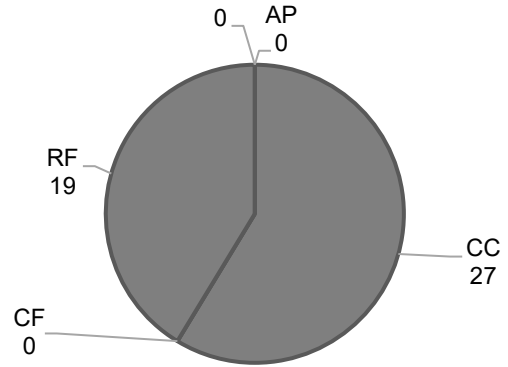
CC = Certified Center; CF = Certified Family; RF = Registered Family; HS = Head Start; AP = Alternative Pathway

Children in Spark Programs: 46

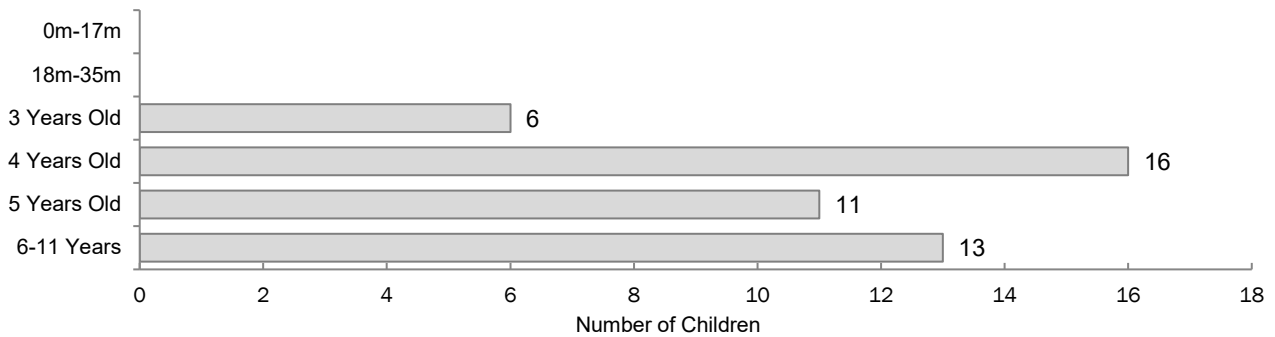
Children by Designation



Children by Program Type



Children by Age



County Data Facts

All data as of January 31, 2022



Harney



County Spark Participation

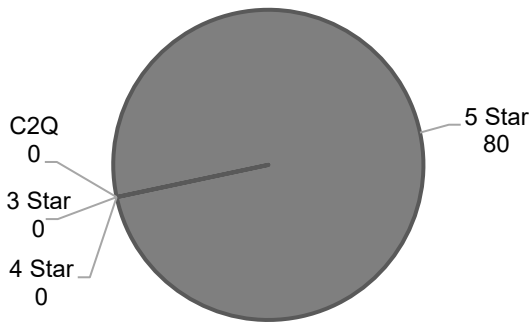
Star Rated Programs

	# Licensed	C2Q	3-Star	4-Star	5-Star
CC	0	0	0	0	0
CF	0	0	0	0	0
RF	2	0	0	0	0
HS	1	0	0	0	1
AP	0	0	0	0	0
Totals	3	0	0	0	1

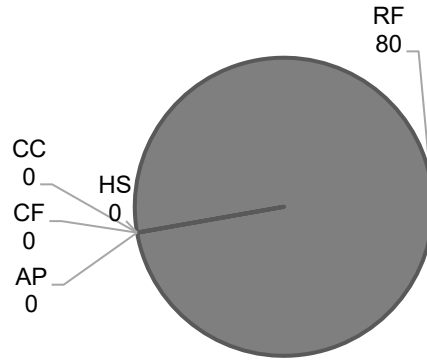
CC = Certified Center; CF = Certified Family; RF = Registered Family; HS = Head Start; AP = Alternative Pathway

Children in Spark Programs: 80

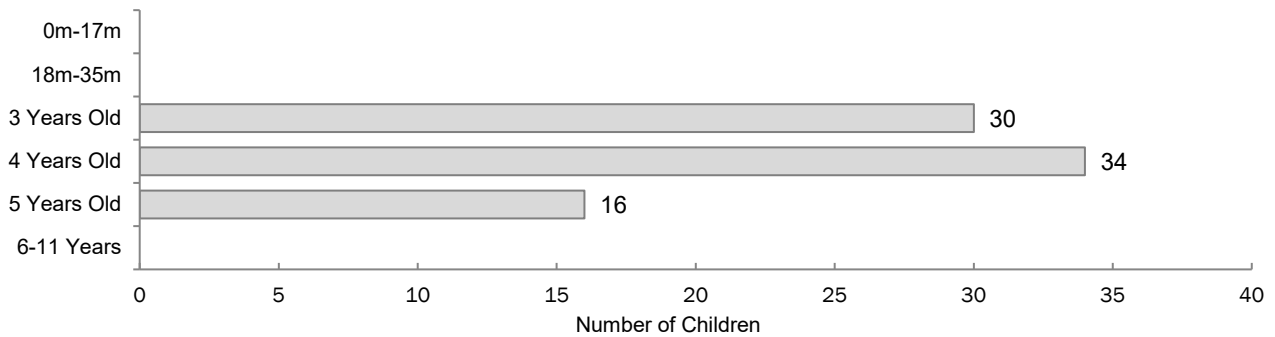
Children by Designation



Children by Program Type



Children by Age



Western Oregon
UNIVERSITY

The Research Institute

County Data Facts

All data as of January 31, 2022



Hood River



County Spark Participation

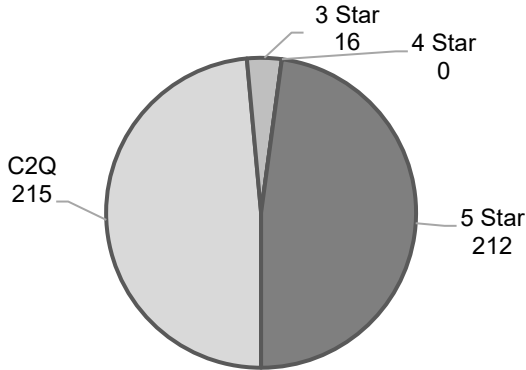
Star Rated Programs

	# Licensed	C2Q	3-Star	4-Star	5-Star
CC	14	3	0	0	0
CF	9	3	0	0	0
RF	12	3	0	0	0
HS	6	0	0	0	8
AP	1	0	1	0	0
Totals	42	9	1	0	8

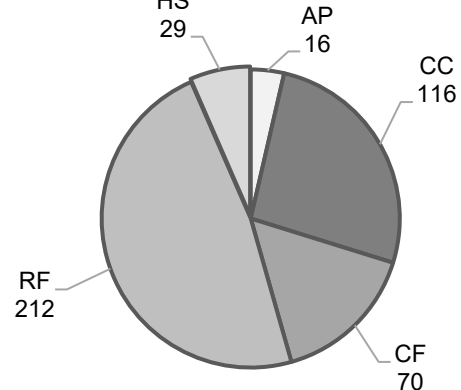
CC = Certified Center; CF = Certified Family; RF = Registered Family; HS = Head Start; AP = Alternative Pathway

Children in Spark Programs: 443

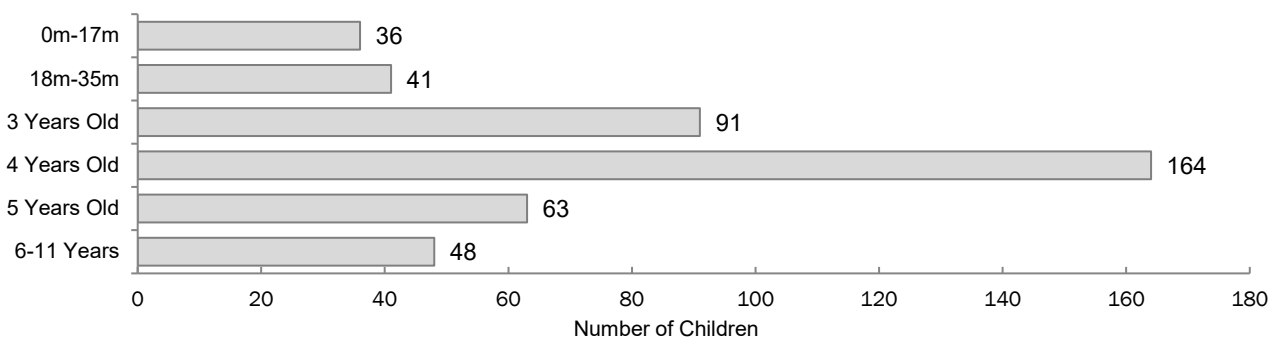
Children by Designation



Children by Program Type



Children by Age



County Data Facts

All data as of January 31, 2022



Jackson



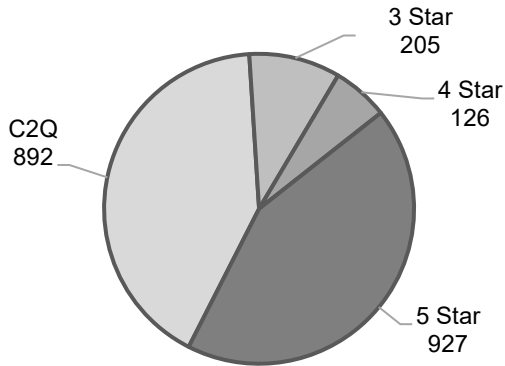
Star Rated Programs

	# Licensed	C2Q	3-Star	4-Star	5-Star
CC	42	9	2	2	2
CF	48	7	10	3	1
RF	58	12	7	0	0
HS	15	1	0	0	15
AP	2	1	0	0	0
Totals	165	30	19	5	18

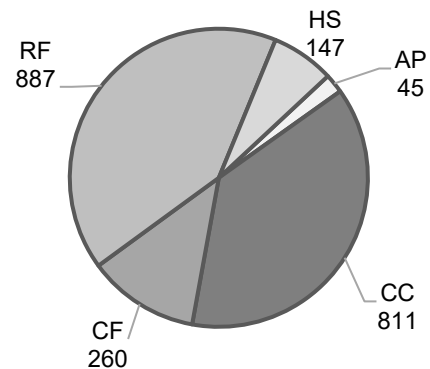
CC = Certified Center; CF = Certified Family; RF = Registered Family; HS = Head Start; AP = Alternative Pathway

Children in Spark Programs: 2,150

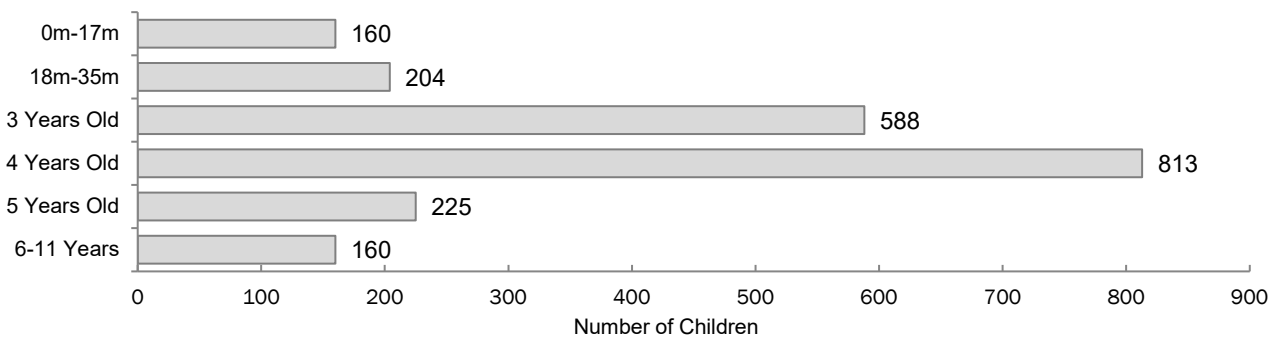
Children by Designation



Children by Program Type



Children by Age



County Data Facts

All data as of January 31, 2022



Jefferson



County Spark Participation

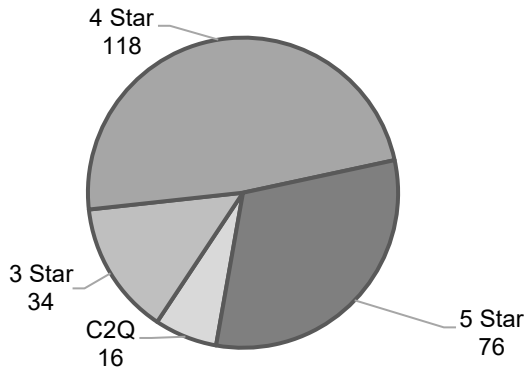
Star Rated Programs

	# Licensed	C2Q	3-Star	4-Star	5-Star
CC	1	0	2	1	0
CF	2	1	0	0	0
RF	4	1	0	0	0
HS	5	0	0	0	1
AP	1	0	0	0	0
Totals	13	2	2	1	1

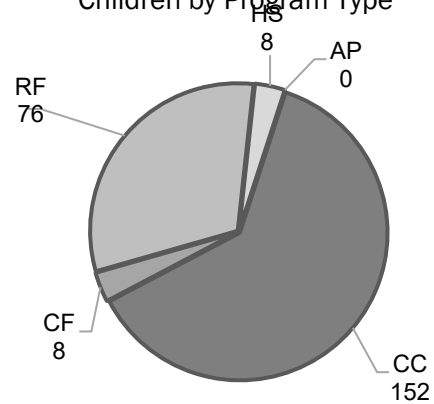
CC = Certified Center; CF = Certified Family; RF = Registered Family; HS = Head Start; AP = Alternative Pathway

Children in Spark Programs: 244

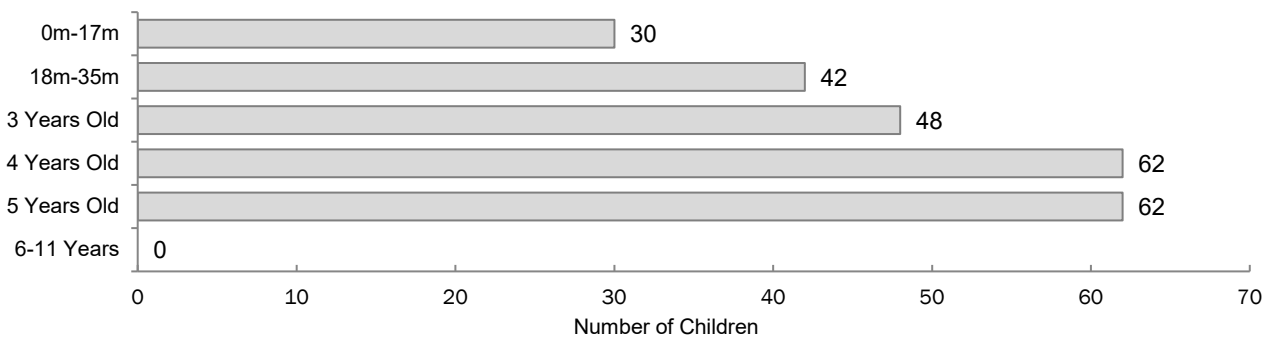
Children by Designation



Children by Program Type



Children by Age



Western Oregon
UNIVERSITY

The Research Institute

County Data Facts

All data as of January 31, 2022



Josephine



County Spark Participation

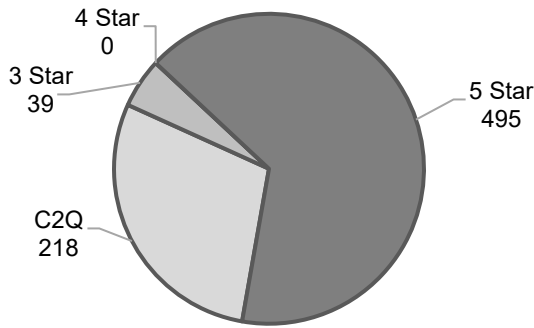
Star Rated Programs

	# Licensed	C2Q	3-Star	4-Star	5-Star
CC	27	6	0	0	1
CF	13	3	2	0	1
RF	10	1	1	0	0
HS	10	0	0	0	9
AP	2	0	0	0	1
Totals	62	10	3	0	12

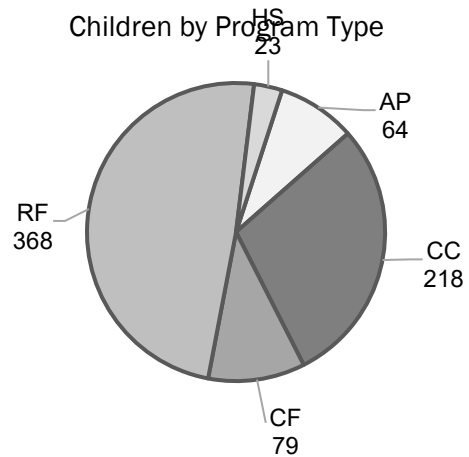
CC = Certified Center; CF = Certified Family; RF = Registered Family; HS = Head Start; AP = Alternative Pathway

Children in Spark Programs: 752

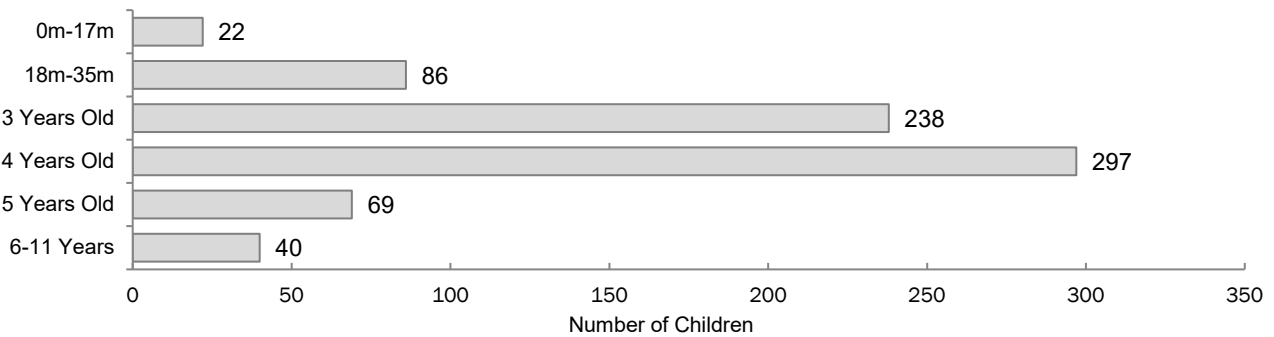
Children by Designation



Children by Program Type



Children by Age




County Data Facts

All data as of January 31, 2022



Klamath



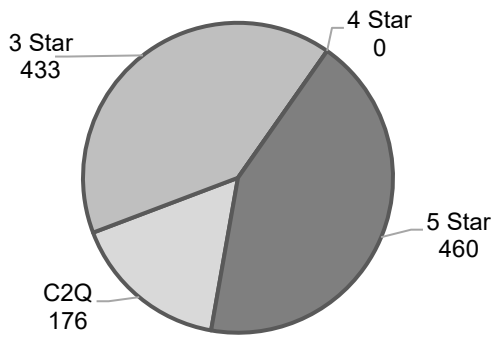
County Spark Participation

	# Licensed	C2Q	3-Star	4-Star	5-Star
CC	9	2	1	0	1
CF	5	2	2	0	1
RF	23	3	2	0	0
HS	8	1	1	0	6
AP	4	3	0	0	0
Totals	49	11	6	0	8

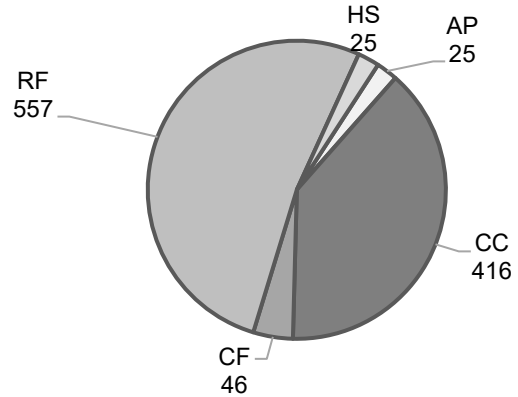
CC = Certified Center; CF = Certified Family; RF = Registered Family; HS = Head Start; AP = Alternative Pathway

Children in Spark Programs: 1,069

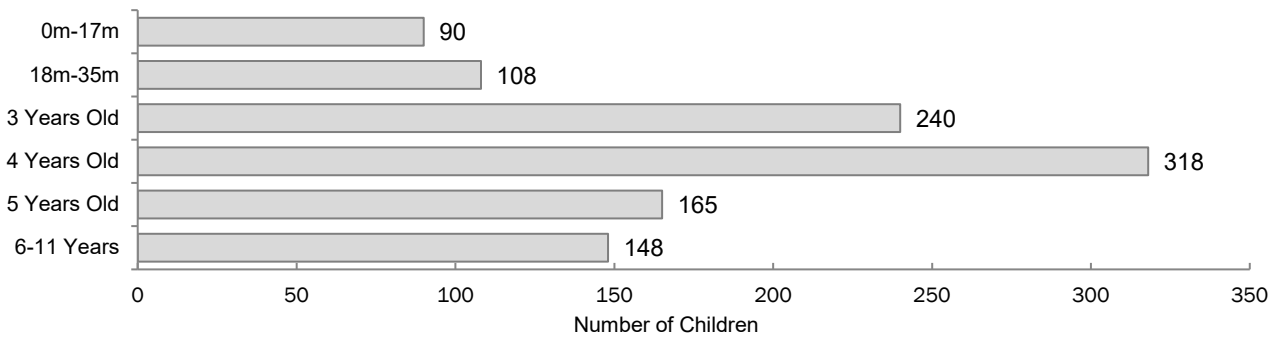
Children by Designation



Children by Program Type



Children by Age



County Data Facts

All data as of January 31, 2022



Lake



County Spark Participation

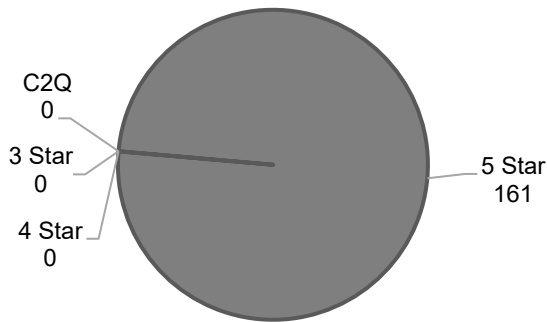
Star Rated Programs

	# Licensed	C2Q	3-Star	4-Star	5-Star
CC	0	0	0	0	0
CF	0	0	0	0	0
RF	0	0	0	0	0
HS	1	0	0	0	1
AP	0	0	0	0	0
Totals	1	0	0	0	1

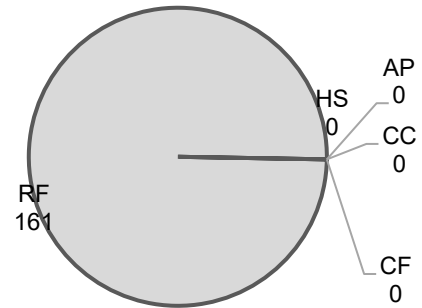
CC = Certified Center; CF = Certified Family; RF = Registered Family; HS = Head Start; AP = Alternative Pathway

Children in Spark Programs: 161

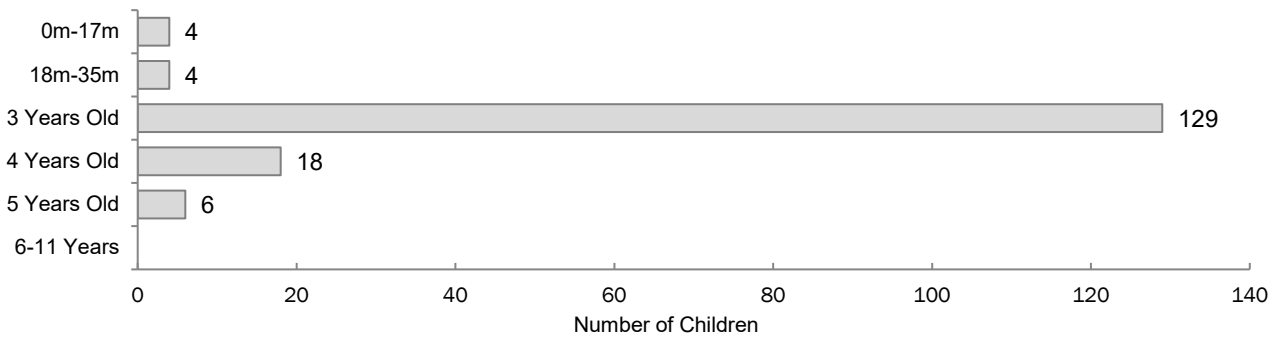
Children by Designation



Children by Program Type



Children by Age




County Data Facts

All data as of January 31, 2022



Lane



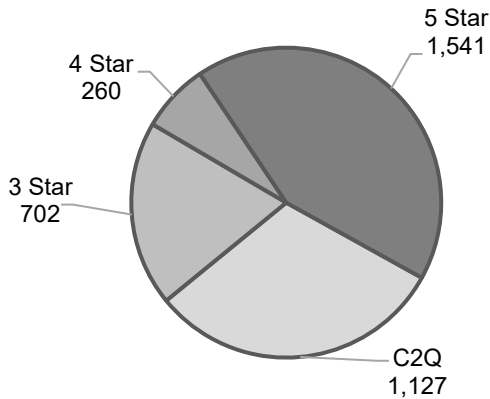
County Spark Participation

	# Licensed	C2Q	3-Star	4-Star	5-Star
CC	84	20	9	1	11
CF	74	8	9	9	6
RF	87	1	6	0	1
HS	21	0	0	0	18
AP	9	2	1	4	1
Totals	275	31	25	14	37

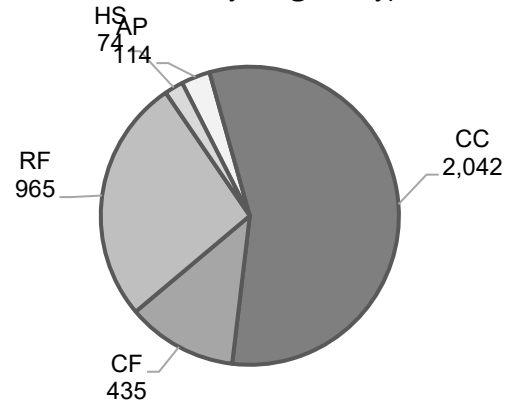
CC = Certified Center; CF = Certified Family; RF = Registered Family; HS = Head Start; AP = Alternative Pathway

Children in Spark Programs: 3,630

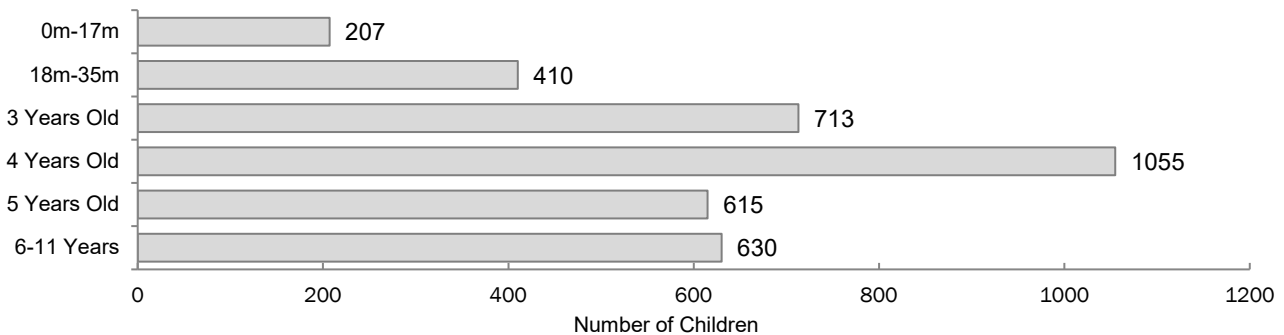
Children by Designation



Children by Program Type



Children by Age



County Data Facts

All data as of January 31, 2022



Lincoln



County Spark Participation

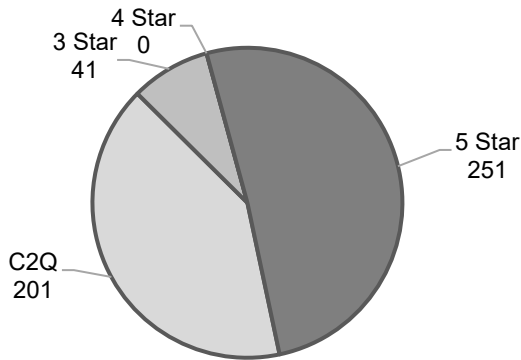
Star Rated Programs

	# Licensed	C2Q	3-Star	4-Star	5-Star
CC	5	2	0	0	1
CF	6	2	1	0	0
RF	5	0	2	0	0
HS	5	0	0	0	3
AP	4	4	0	0	0
Totals	21	4	3	0	4

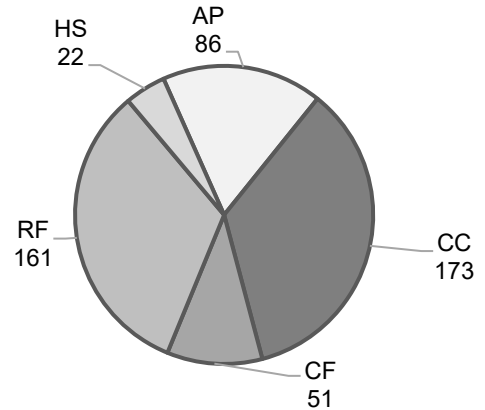
CC = Certified Center; CF = Certified Family; RF = Registered Family; HS = Head Start; AP = Alternative Pathway

Children in Spark Programs: 493

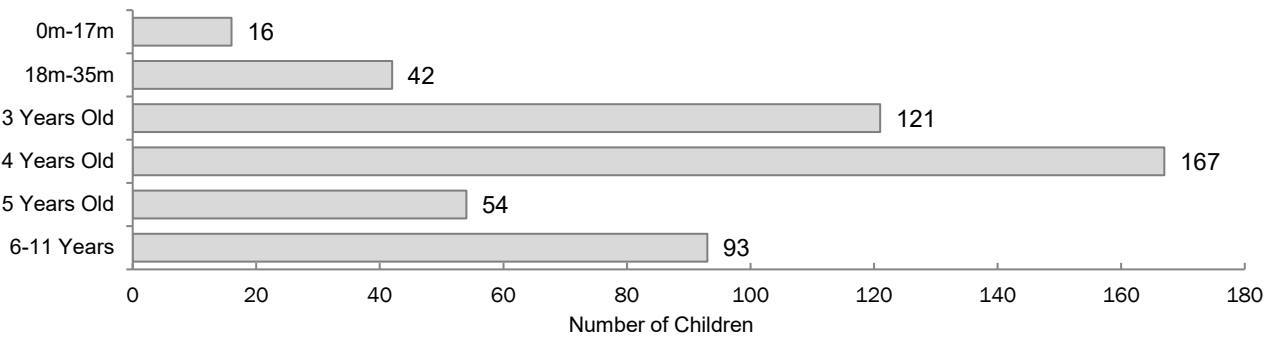
Children by Designation



Children by Program Type




Children by Age



County Data Facts

All data as of January 31, 2022



Malheur

County Spark Participation

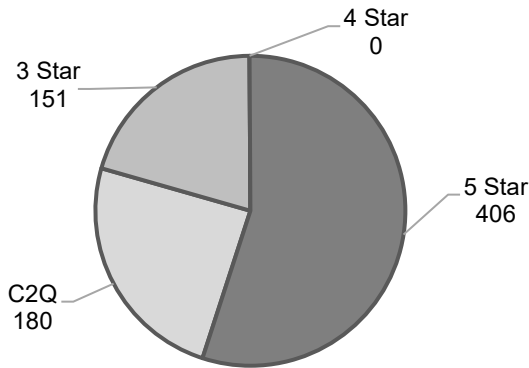
Star Rated Programs

	# Licensed	C2Q	3-Star	4-Star	5-Star
CC	6	3	1	0	0
CF	4	1	2	0	0
RF	9	4	4	0	0
HS	9	1	0	0	5
AP	1	2	0	0	0
Totals	29	11	7	0	5

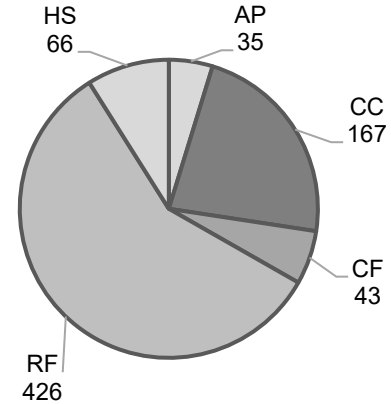
CC = Certified Center; CF = Certified Family; RF = Registered Family; HS = Head Start; AP = Alternative Pathway

Children in Spark Programs: 737

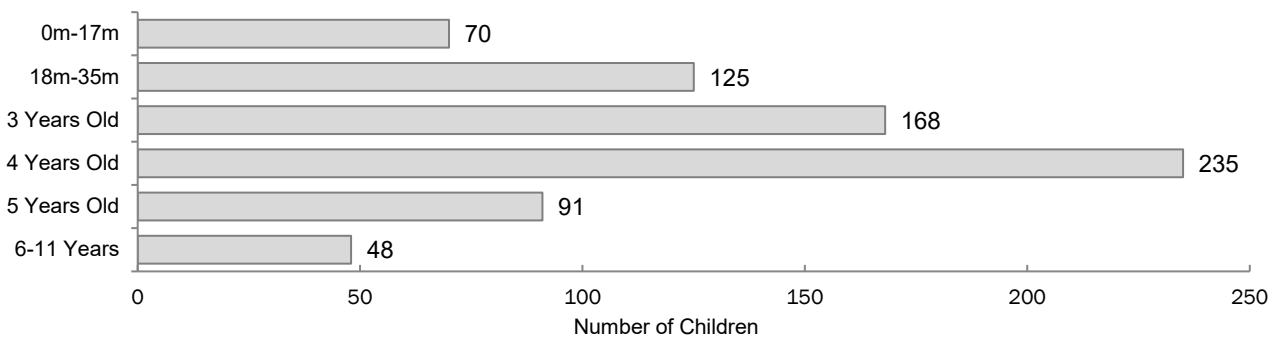
Children by Designation



Children by Program Type



Children by Age



County Data Facts

All data as of January 31, 2022



Marion



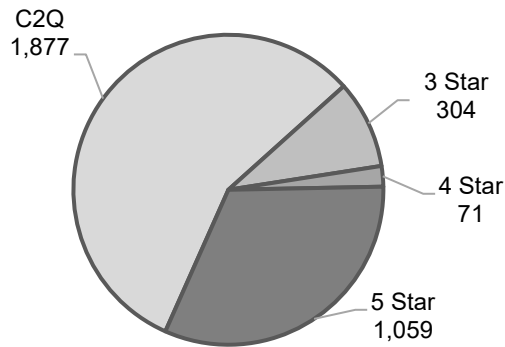
County Spark Participation

	# Licensed	C2Q	Star Rated Programs		
			3-Star	4-Star	5-Star
CC	75	32	2	2	1
CF	79	10	11	3	11
RF	132	17	8	0	2
HS	27	2	0	0	18
AP	6	4	0	0	3
Totals	319	65	21	5	35

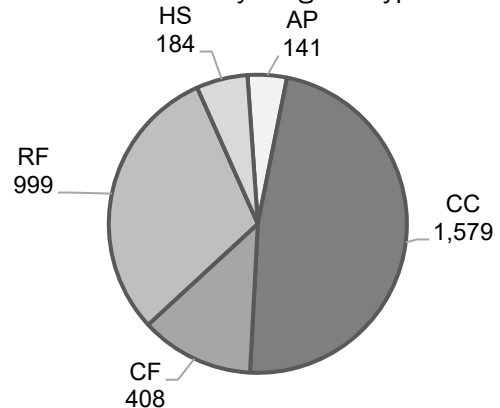
CC = Certified Center; CF = Certified Family; RF = Registered Family; HS = Head Start; AP = Alternative Pathway

Children in Spark Programs: 3,311

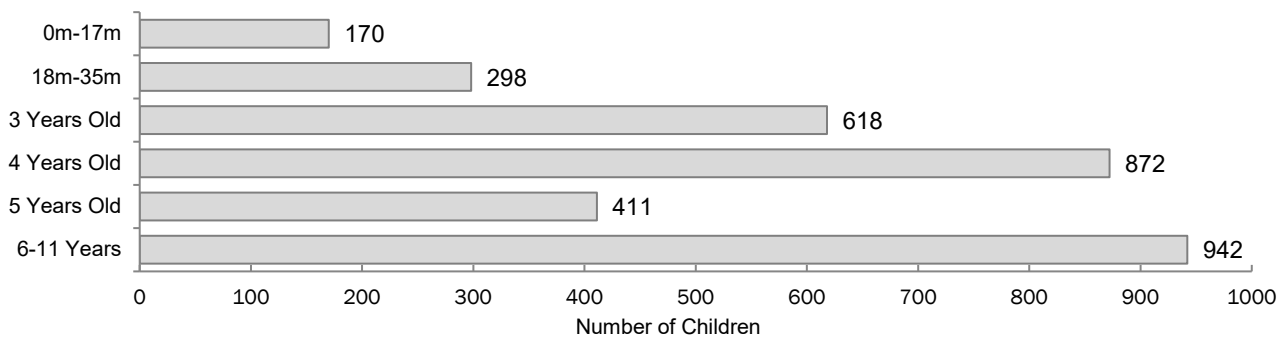
Children by Designation



Children by Program Type




Children by Age



County Data Facts

All data as of January 31, 2022



Morrow

County Spark Participation

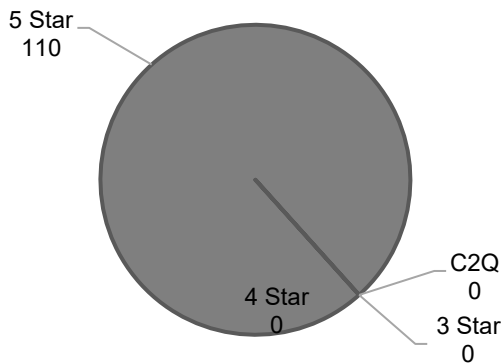
Star Rated Programs

	# Licensed	C2Q	3-Star	4-Star	5-Star
CC	2	0	0	0	0
CF	0	0	0	0	0
RF	0	0	0	0	0
HS	3	0	0	0	2
AP	1	0	0	0	0
Totals	6	0	0	0	2

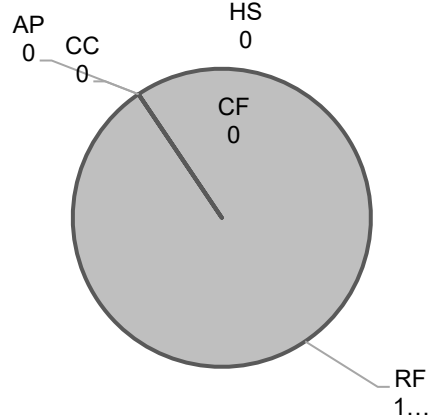
CC = Certified Center; CF = Certified Family; RF = Registered Family; HS = Head Start; AP = Alternative Pathway

Children in Spark Programs: 110

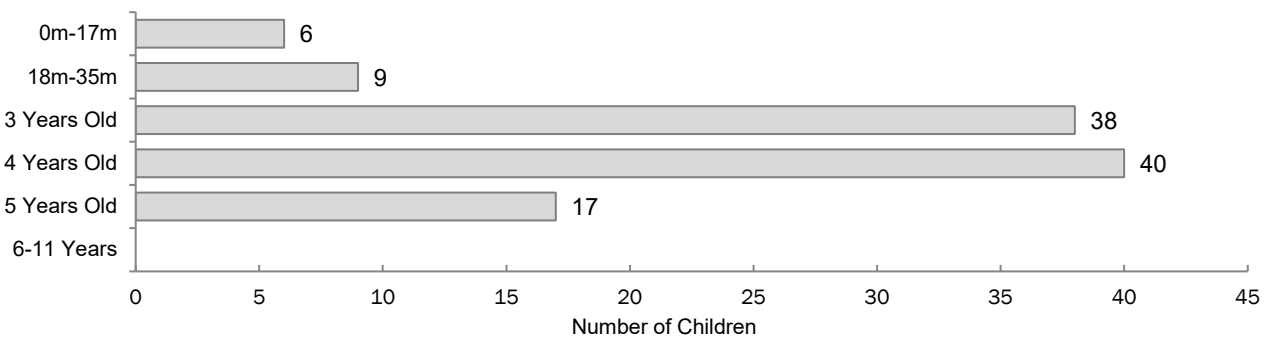
Children by Designation



Children by Program Type



Children by Age




County Data Facts

All data as of January 31, 2022



Multnomah



123

County Spark Participation

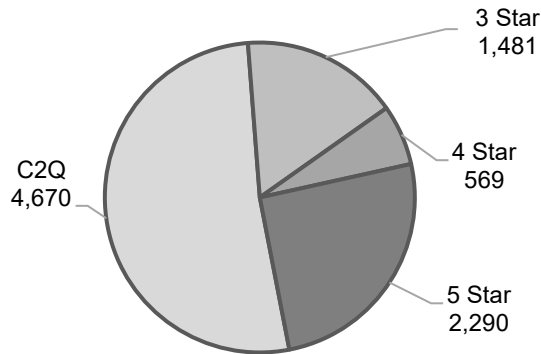
Star Rated Programs

	# Licensed	C2Q	3-Star	4-Star	5-Star
CC	256	61	15	7	9
CF	224	62	17	5	14
RF	300	33	25	0	0
HS	64	1	1	0	25
AP	7	0	2	1	2
Totals	851	157	60	13	50

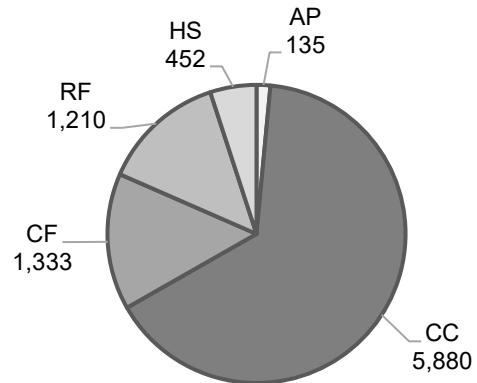
CC = Certified Center; CF = Certified Family; RF = Registered Family; HS = Head Start; AP = Alternative Pathway

Children in Spark Programs: 9,010

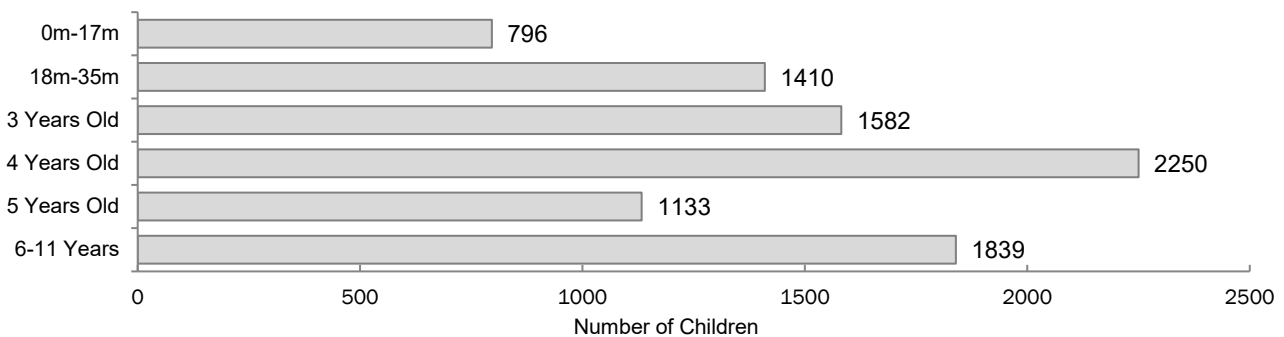
Children by Designation



Children by Program Type



Children by Age




County Data Facts

All data as of January 31, 2022



Polk



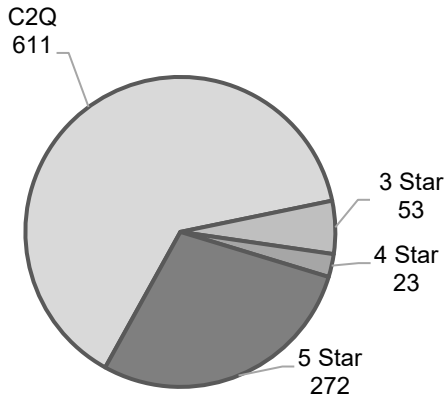
County Spark Participation

	# Licensed	C2Q	3-Star	4-Star	5-Star
CC	16	9	1	0	3
CF	20	11	1	1	1
RF	20	5	2	1	0
HS	6	1	0	0	3
AP	0	0	0	0	0
Totals	62	26	4	2	7

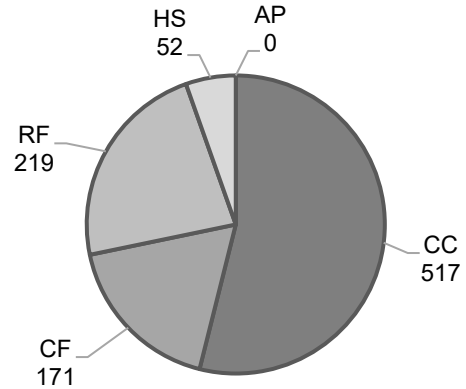
CC = Certified Center; CF = Certified Family; RF = Registered Family; HS = Head Start; AP = Alternative Pathway

Children in Spark Programs: 959

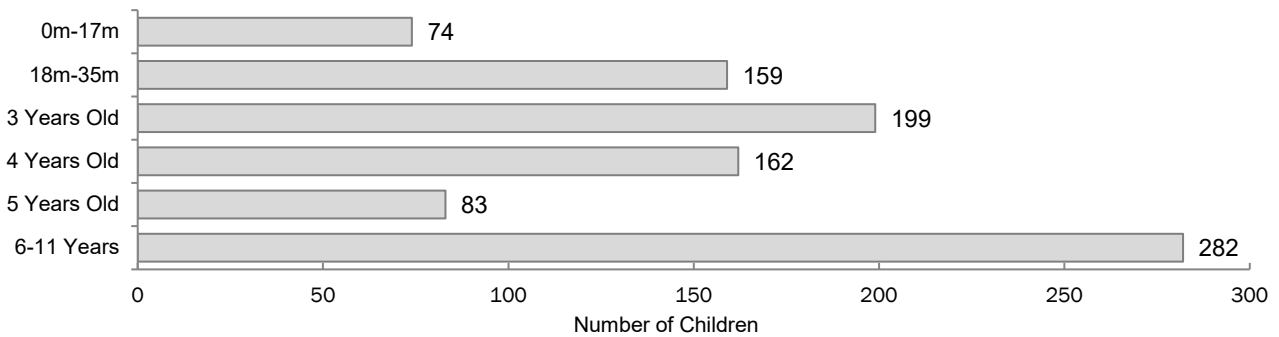
Children by Designation



Children by Program Type



Children by Age



County Data Facts

All data as of January 31, 2022



Sherman



County Spark Participation

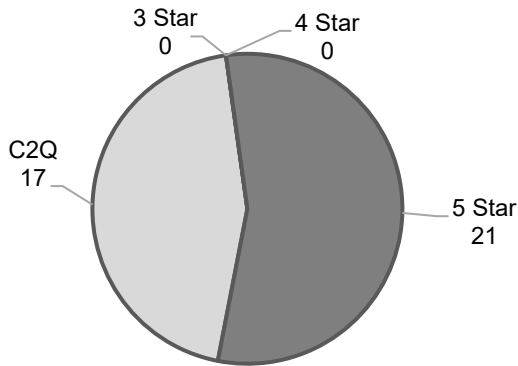
Star Rated Programs

	# Licensed	C2Q	3-Star	4-Star	5-Star
CC	0	0	0	0	1
CF	2	1	0	0	0
RF	0	0	0	0	0
HS	1	0	0	0	0
AP	0	0	0	0	0
Totals	3	1	0	0	1

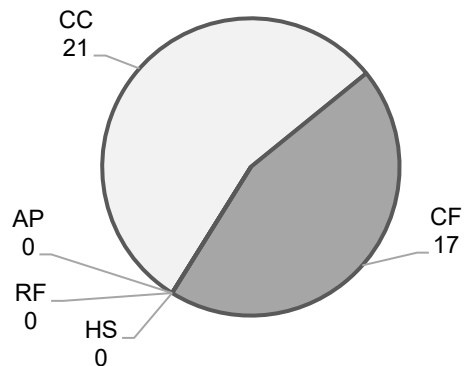
CC = Certified Center; CF = Certified Family; RF = Registered Family; HS = Head Start; AP = Alternative Pathway

Children in Spark Programs: 38

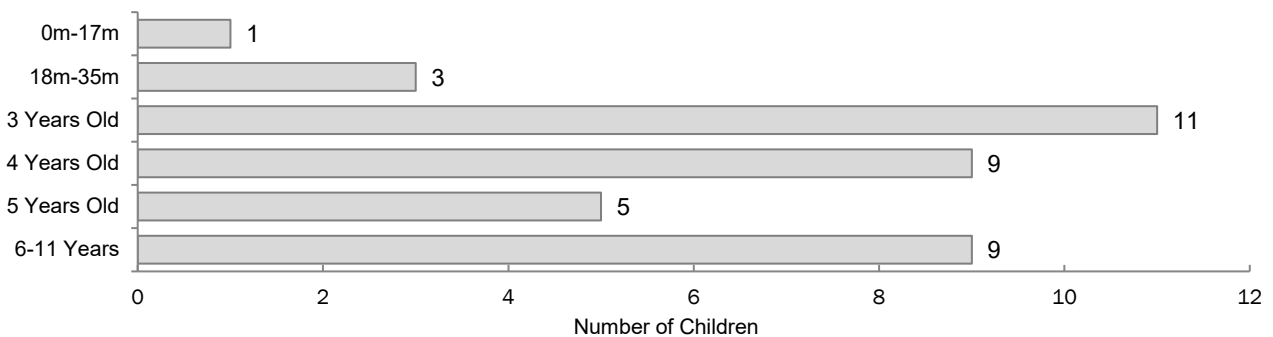
Children by Designation



Children by Program Type



Children by Age



County Data Facts

All data as of January 31, 2022



Tillamook



County Spark Participation

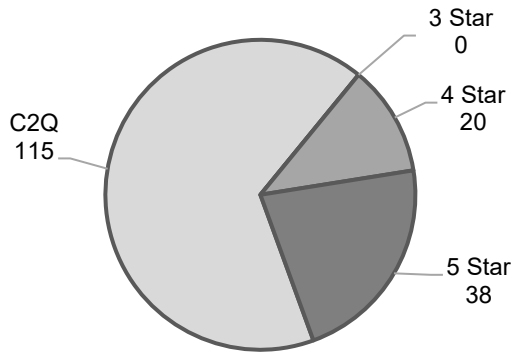
Star Rated Programs

	# Licensed	C2Q	3-Star	4-Star	5-Star
CC	3	1	0	1	0
CF	1	0	0	0	0
RF	4	4	0	0	0
HS	2	0	0	0	1
AP	2	1	0	1	0
Totals	12	6	0	2	1

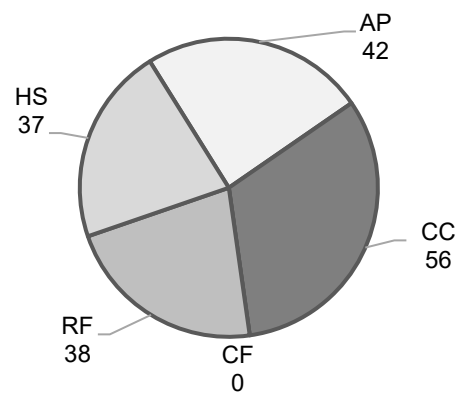
CC = Certified Center; CF = Certified Family; RF = Registered Family; HS = Head Start; AP = Alternative Pathway

Children in Spark Programs: 173

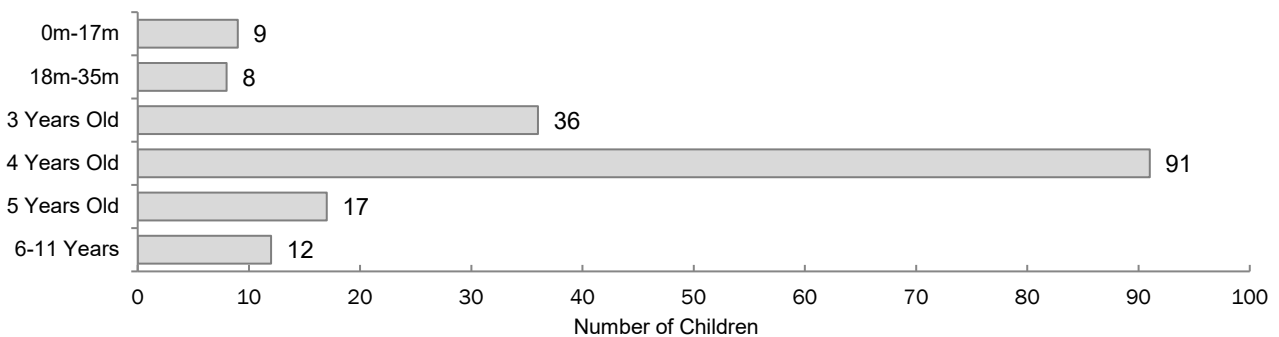
Children by Designation



Children by Program Type



Children by Age




County Data Facts

All data as of January 31, 2022



Umatilla



County Spark Participation

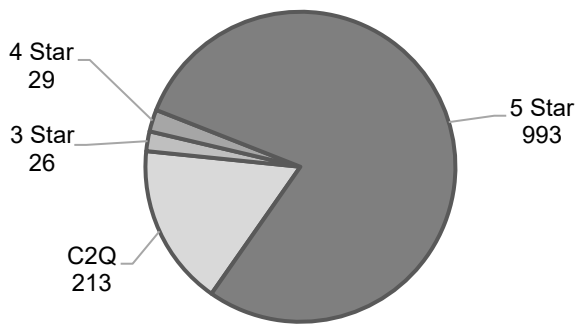
Star Rated Programs

	# Licensed	C2Q	3-Star	4-Star	5-Star
CC	10	3	1	0	0
CF	16	3	1	1	1
RF	35	6	1	1	0
HS	13	0	0	0	11
AP	3	4	0	0	0
Totals	77	16	3	2	12

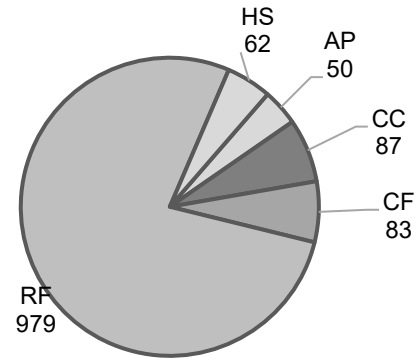
CC = Certified Center; CF = Certified Family; RF = Registered Family; HS = Head Start; AP = Alternative Pathway

Children in Spark Programs: 1,261

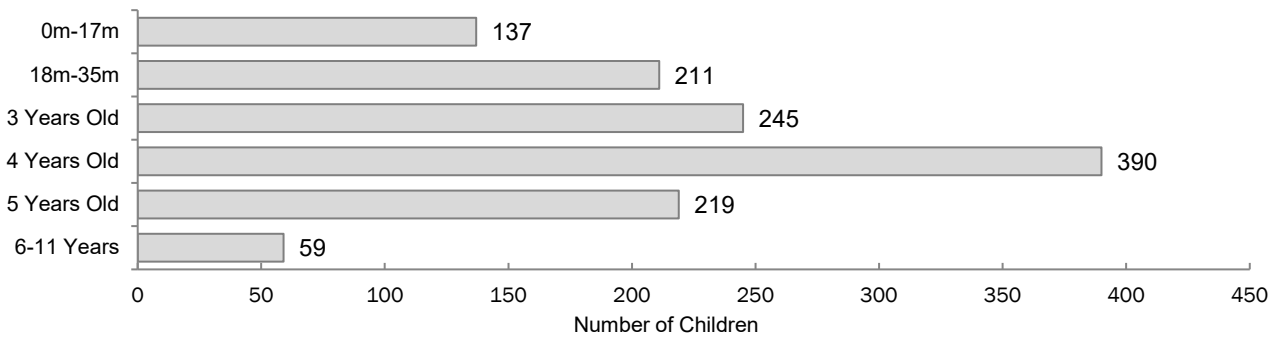
Children by Designation



Children by Program Type



Children by Age



County Data Facts

All data as of January 31, 2022



Union



County Spark Participation

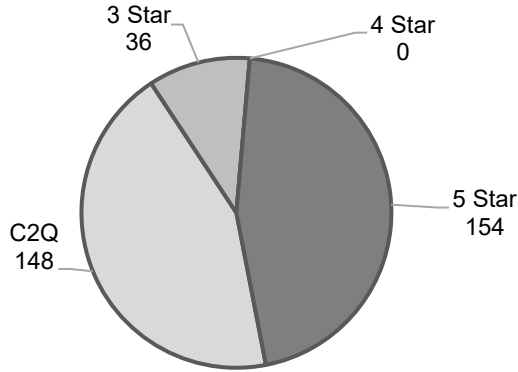
Star Rated Programs

	# Licensed	C2Q	3-Star	4-Star	5-Star
CC	3	0	0	0	0
CF	4	2	0	0	0
RF	24	12	4	0	0
HS	4	0	0	0	5
AP	0	1	0	0	0
Totals	35	15	4	0	5

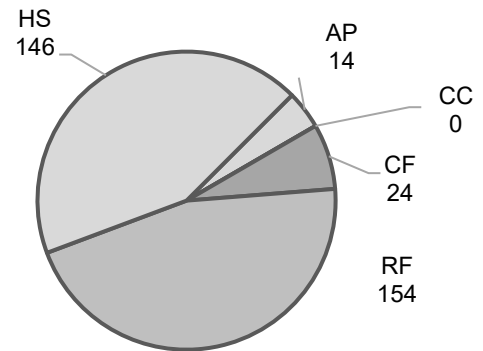
CC = Certified Center; CF = Certified Family; RF = Registered Family; HS = Head Start; AP = Alternative Pathway

Children in Spark Programs: 338

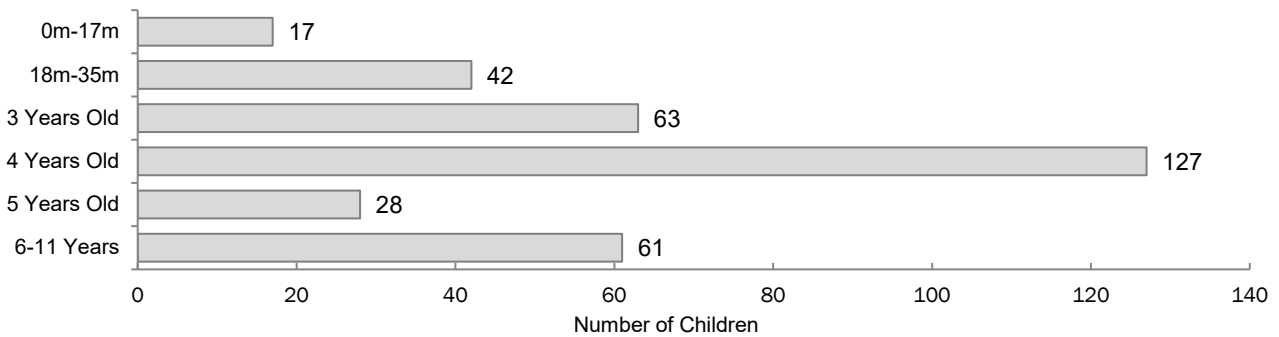
Children by Designation



Children by Program Type



Children by Age



County Data Facts

All data as of January 31, 2022



Wallowa



County Spark Participation

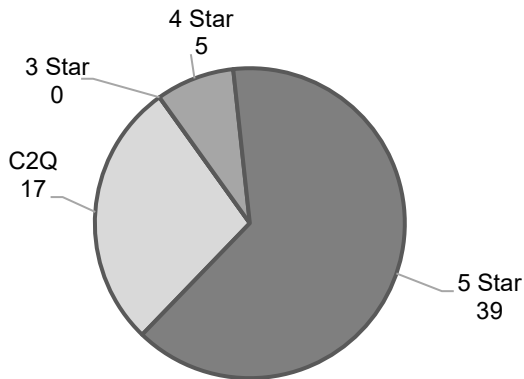
Star Rated Programs

	# Licensed	C2Q	3-Star	4-Star	5-Star
CC	0	0	0	1	0
CF	4	1	0	0	0
RF	1	1	0	0	0
HS	3	0	0	0	2
AP	0	0	0	0	0
Totals	8	2	0	1	2

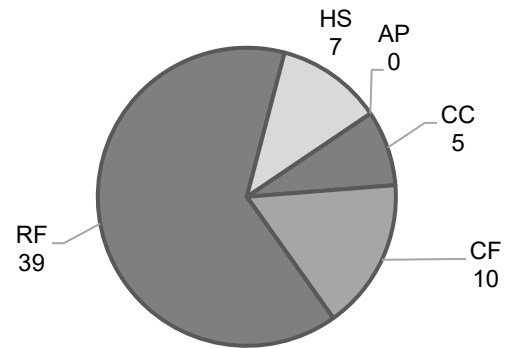
CC = Certified Center; CF = Certified Family; RF = Registered Family; HS = Head Start; AP = Alternative Pathway

Children in Spark Programs: 61

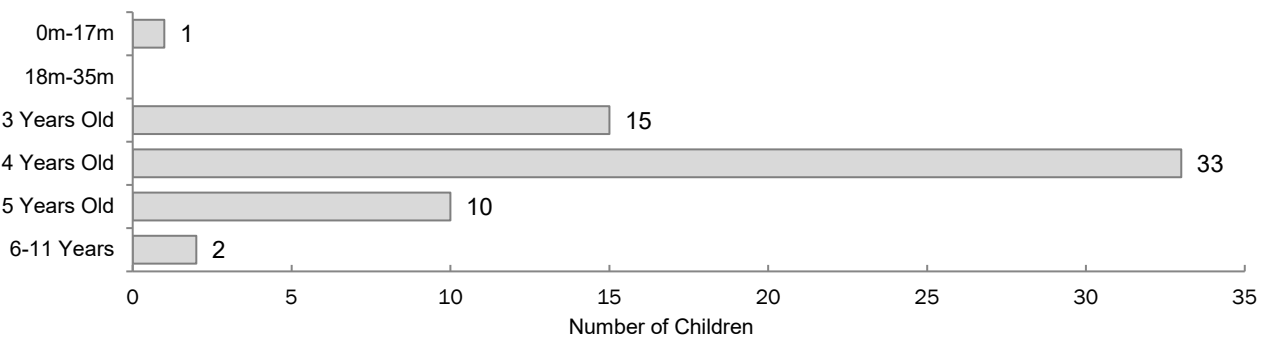
Children by Designation



Children by Program Type



Children by Age




County Data Facts

All data as of January 31, 2022



Wasco



County Spark Participation

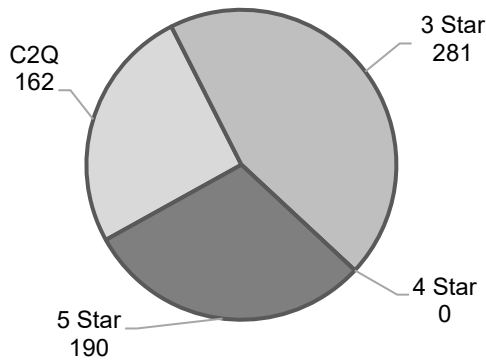
Star Rated Programs

	# Licensed	C2Q	3-Star	4-Star	5-Star
CC	2	1	1	0	0
CF	6	4	1	0	0
RF	16	7	1	0	0
HS	5	0	0	0	5
AP	1	0	0	0	0
Totals	30	12	3	0	5

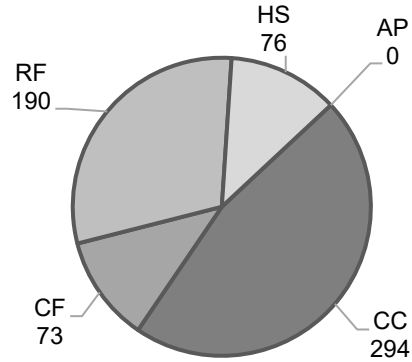
CC = Certified Center; CF = Certified Family; RF = Registered Family; HS = Head Start; AP = Alternative Pathway

Children in Spark Programs: 633

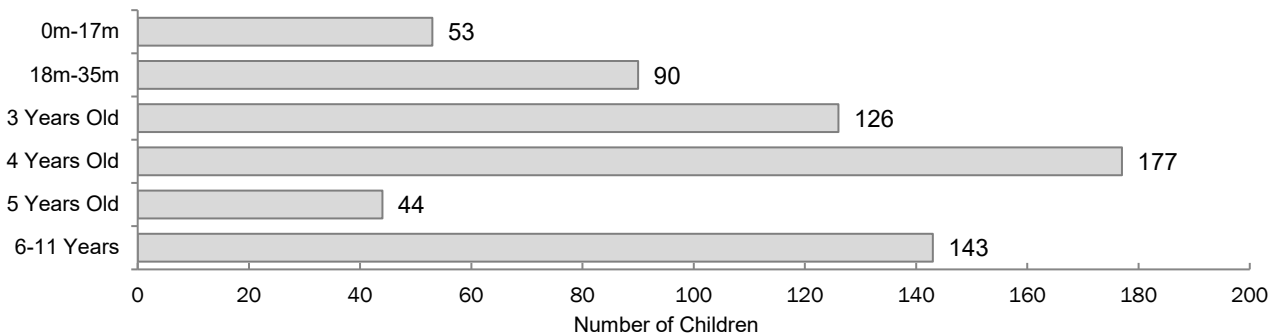
Children by Designation



Children by Program Type




Children by Age



County Data Facts

All data as of January 31, 2022



Washington

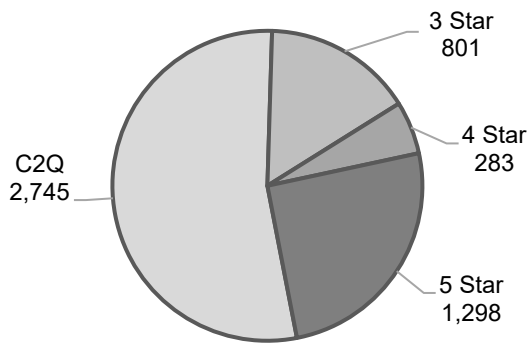
County Spark Participation

	# Licensed	C2Q	3-Star	4-Star	5-Star
CC	194	33	9	4	3
CF	204	64	16	6	8
RF	176	46	7	2	1
HS	20	1	1	0	12
AP	16	4	2	1	3
Totals	610	148	35	13	27

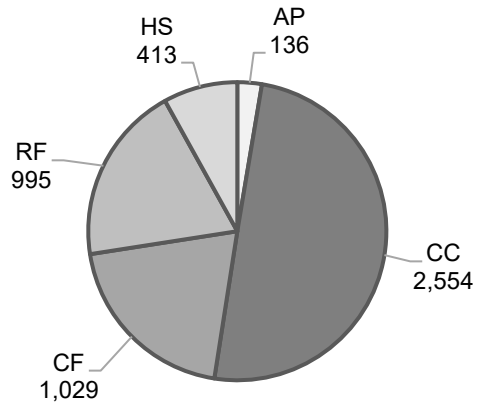
CC = Certified Center; CF = Certified Family; RF = Registered Family; HS = Head Start; AP = Alternative Pathway

Children in Spark Programs: 5,127

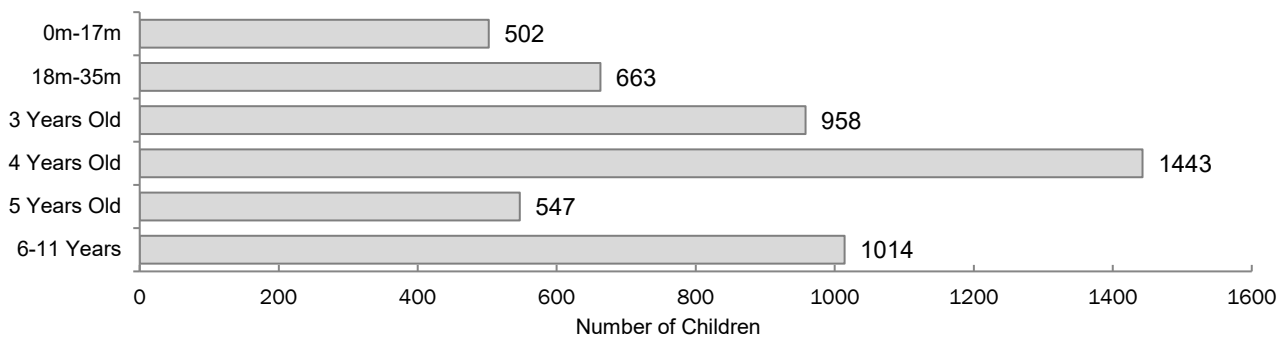
Children by Designation



Children by Program Type



Children by Age



County Data Facts

All data as of January 31, 2022



Wheeler



County Spark Participation

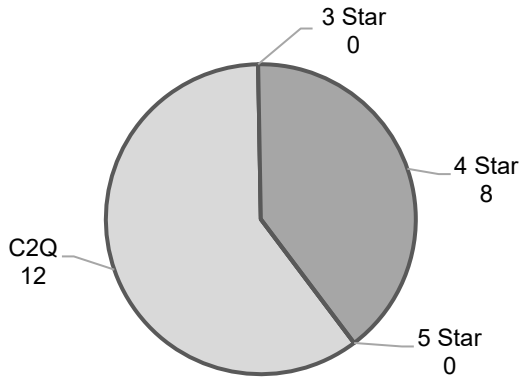
Star Rated Programs

	# Licensed	C2Q	3-Star	4-Star	5-Star
CC	0	0	0	0	0
CF	0	0	0	0	0
RF	1	0	0	0	0
HS	1	0	0	0	0
AP	1	1	0	1	0
Totals	3	1	0	1	0

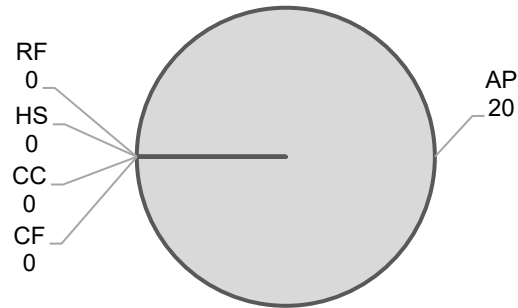
CC = Certified Center; CF = Certified Family; RF = Registered Family; HS = Head Start; AP = Alternative Pathway

Children in Spark Programs: 20

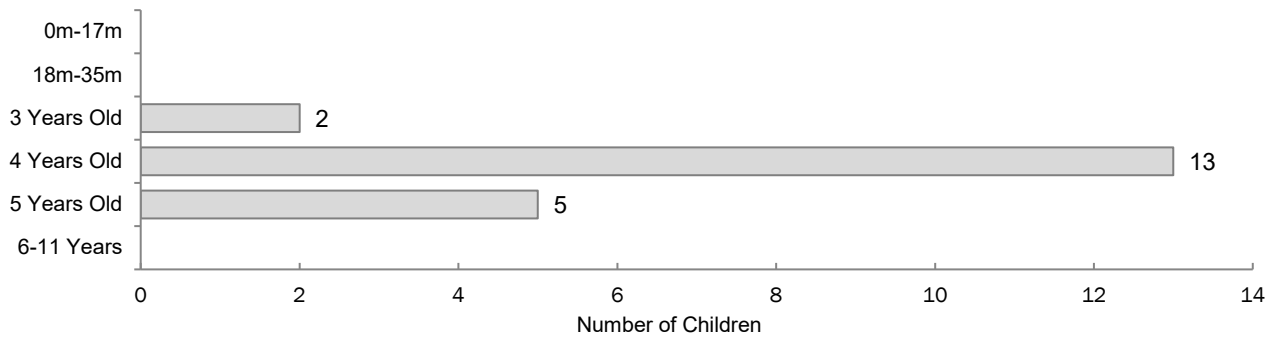
Children by Designation



Children by Program Type



Children by Age




County Data Facts

All data as of January 31, 2022



Yamhill



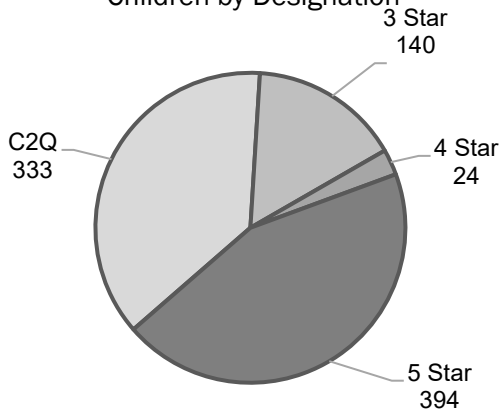
County Spark Participation

	# Licensed	C2Q	3-Star	4-Star	5-Star
CC	23	4	2	0	0
CF	27	3	2	3	3
RF	20	1	0	0	1
HS	7	0	0	0	6
AP	3	2	1	0	0
Totals	80	10	5	3	10

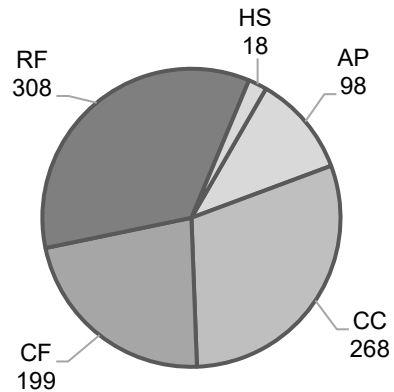
CC = Certified Center; CF = Certified Family; RF = Registered Family; HS = Head Start; AP = Alternative Pathway

Children in Spark Programs: 891

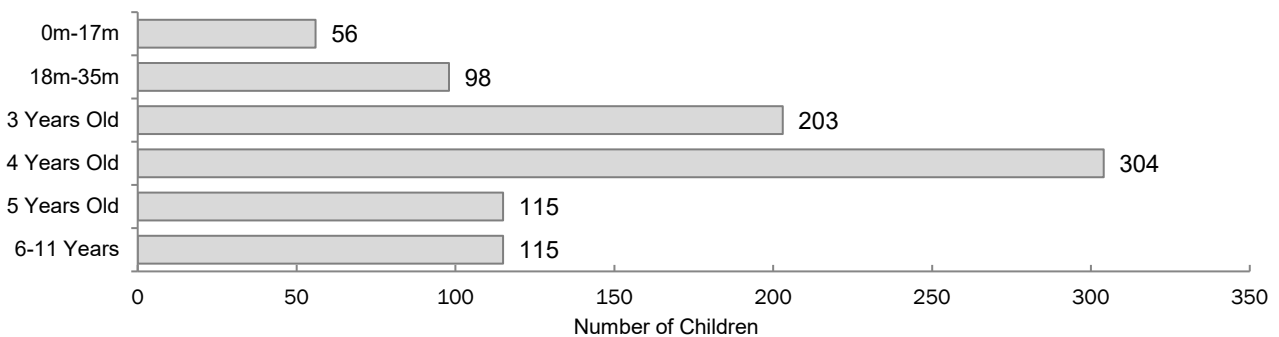
Children by Designation



Children by Program Type



Children by Age



The Research Institute