



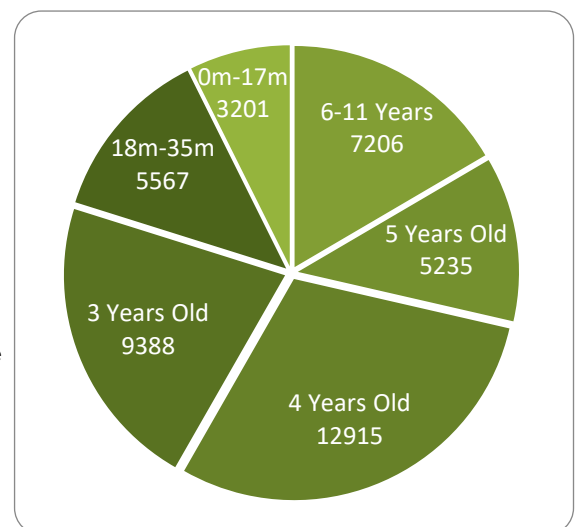
# Data Facts

March 1, 2022  
Oregonspark.org

Spark, Oregon's Quality Rating and Improvement System is a system designed to raise the quality and consistency of early learning programs across the state. Spark aligns with the national trend of QRISs that recognizes, rewards, and builds on the current quality of early learning. Spark provides a framework for program quality improvement while providing a tool that helps parents looking for quality early learning and care options.

Visit <http://www.oregonspark.org> for more information on requirements and standards.

There were 43,512 children in Early Learning & Development Programs (ELDPs) that had achieved a Commitment to Quality (C2Q) rating or above. Three in five (83%) of those children are in child care centers, 13% are in certified family child care, and 5% are in registered family child care. ELDPs that have attained a 3-, 4-, or 5-star rating provide service to 24,957 children. The age distribution of children in C2Q or star rated programs is highlighted in the figure. Head Start programs participating in the QRIS provide services to 12,484 children.



Total Children in Programs Participating in QRIS

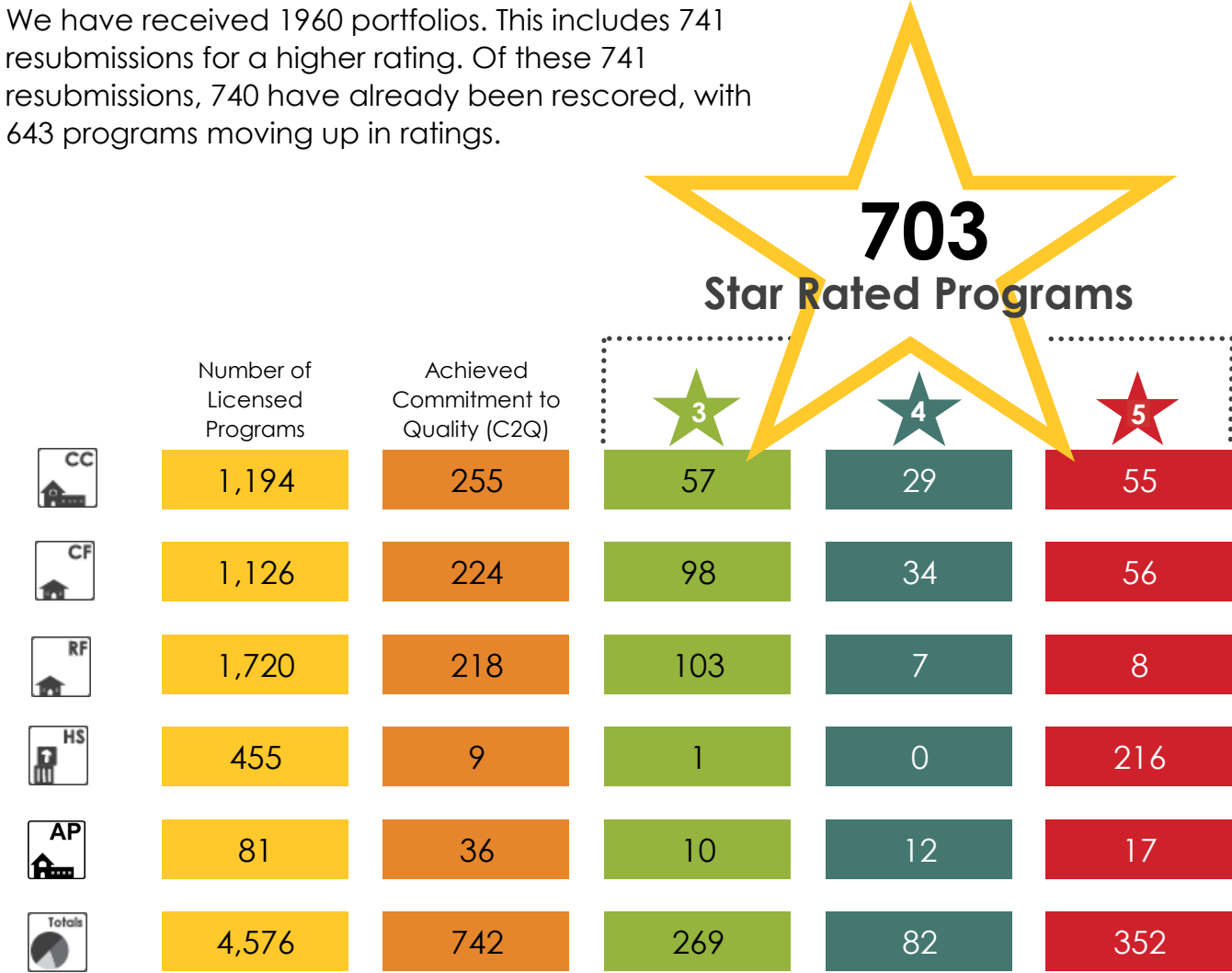
# 43,512

This report reflects information gathered as of Mar 01, 2022.

For additional information please contact: 1-877-768-8290

Data Fact Archive

We have received 1960 portfolios. This includes 741 resubmissions for a higher rating. Of these 741 resubmissions, 740 have already been rescored, with 643 programs moving up in ratings.



**CC** = Certified Center; **CF** = Certified Family; **RF** = Registered Family; **HS** = Head Start; **AP** = Alternative Pathway

Alternative Pathway (AP) indicates programs that are license exempt due to their association with school districts. These School Partner programs may have been licensed in the past and are still eligible for Spark participation. There are other School Partner programs that are not currently participating in Spark. However, the full list is not available yet so there may be discrepancies in the Data Facts until all School Partners and School Partners participating in Spark (AP) can be identified.

This report reflects information gathered as of Mar 01, 2022.

For additional information please contact: 1-877-768-8290

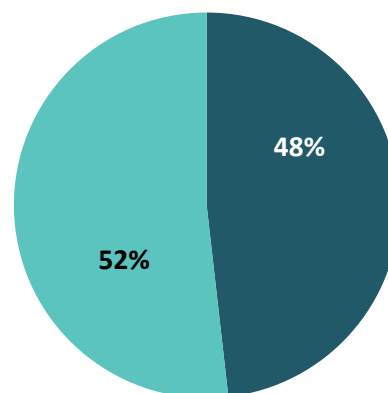
Data Fact Archive

# Participation

This infographic shows the percentage of child care programs participating in Oregon's Spark by county.

### Breakdown by Type

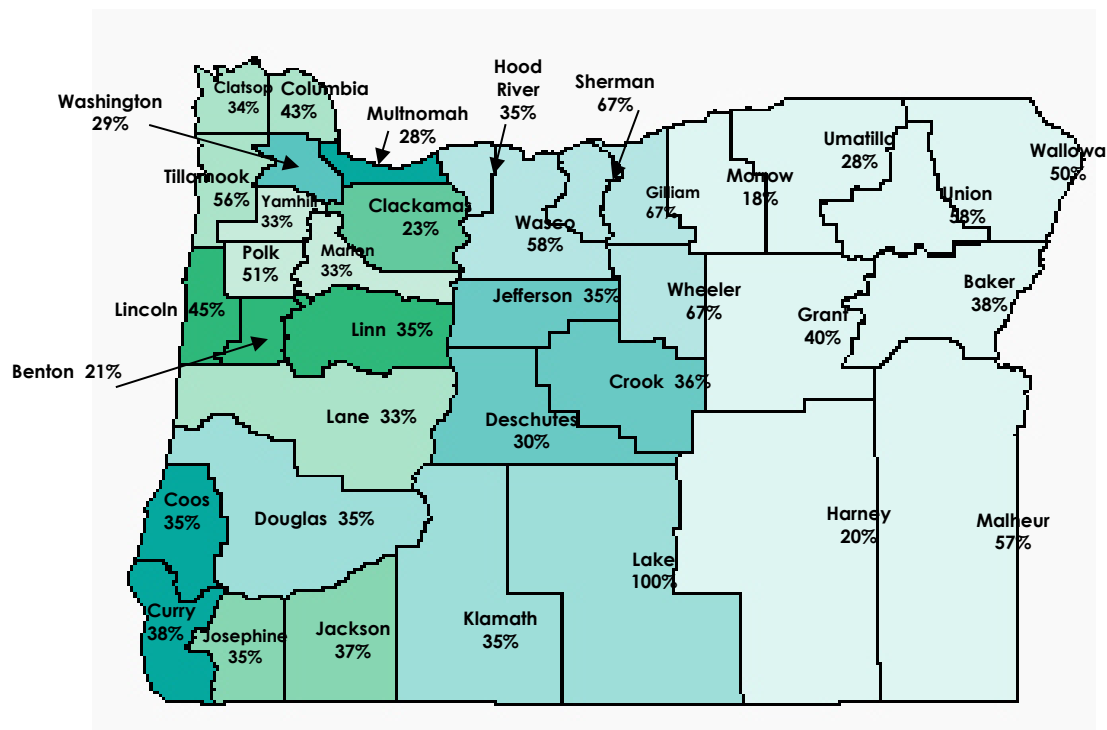
Centers includes licensed, alternative pathway, and Head Start programs. Family Child Care includes both large certified family and small registered family programs. There are 1445 programs participating in total.



■ Centers ■ Family Child Care

## Breakdown by Participation

Participation is a percentage of the total number of eligible programs in each county.



Produced by the Center on Research, Evaluation & Analysis - The Research Institute at Western Oregon University

# County Data Facts

All data as of March 01, 2022



2

## Baker

County Spark Participation

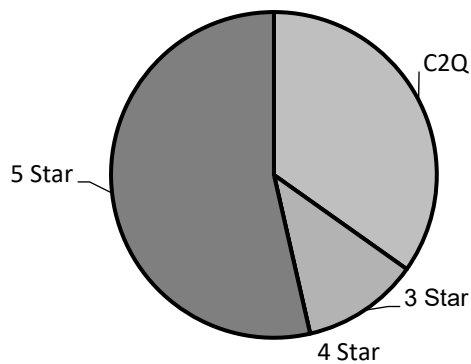
Star Rated Programs

	# Licensed	C2Q	3-Star	4-Star	5-Star
CC	4	1	0	0	0
CF	1	1	0	0	0
RF	15	4	1	0	0
HS	1	0	0	0	1
AP	0	0	0	0	0
Totals	21	6	1	0	1

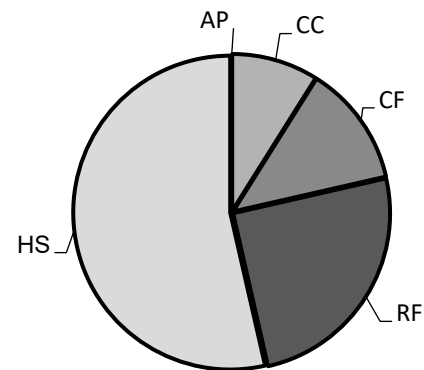
CC = Certified Center; CF = Certified Family; RF = Registered Family; HS = Head Start; AP = Alternative Pathway

### Children in Spark Programs: 112

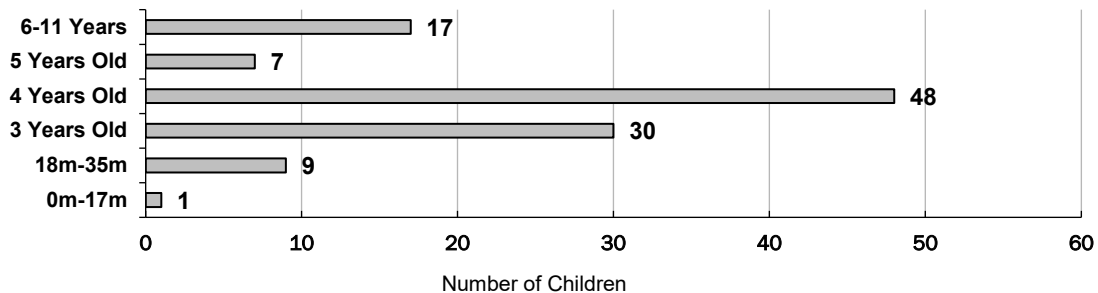
Children by Designation



Children by Program Type



Children by Age



Western Oregon  
UNIVERSITY  
The Research Institute

# County Data Facts

All data as of March 01, 2022



## Benton

14

County Spark Participation

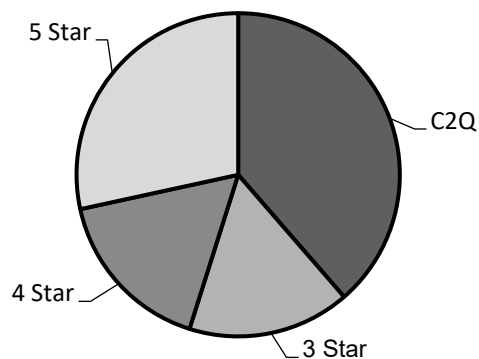
Star Rated Programs

	# Licensed	C2Q	3-Star	4-Star	5-Star
CC	27	10	2	2	4
CF	67	0	0	0	1
RF	17	1	1	2	0
HS	6	0	0	0	2
AP	0	0	0	0	0
Totals	117	11	3	4	7

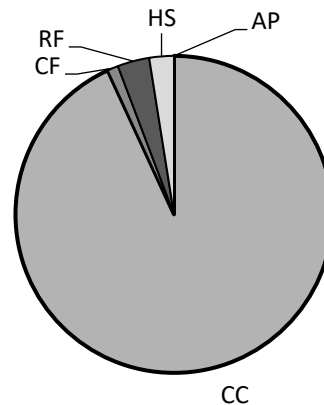
CC = Certified Center; CF = Certified Family; RF = Registered Family; HS = Head Start; AP = Alternative Pathway

### Children in Spark Programs: 1,077

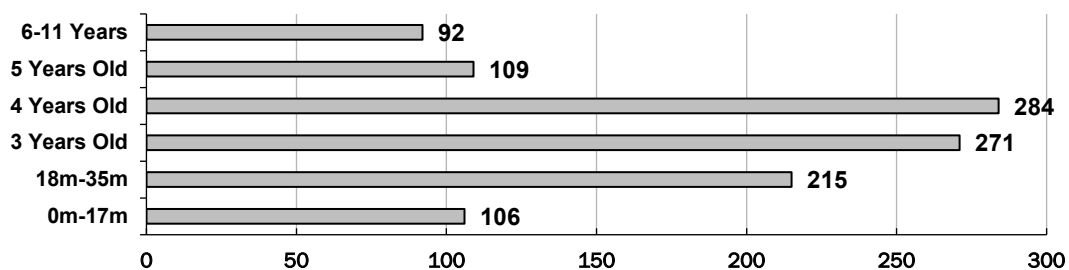
Children by Designation



Children by Program Type



Children by Age



Number of Children



Western Oregon  
UNIVERSITY

The Research Institute

# County Data Facts

All data as of March 01, 2022



## Clackamas

33

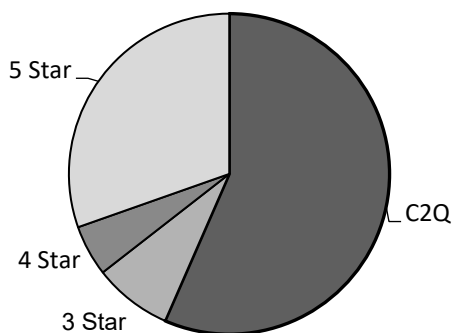
Star Rated Programs

	# Licensed	C2Q	3-Star	4-Star	5-Star
CC	107	21	1	2	3
CF	67	10	7	1	3
RF	126	6	5	0	0
HS	21	2	0	0	10
AP	4	4	1	0	0
Totals	325	43	14	3	16

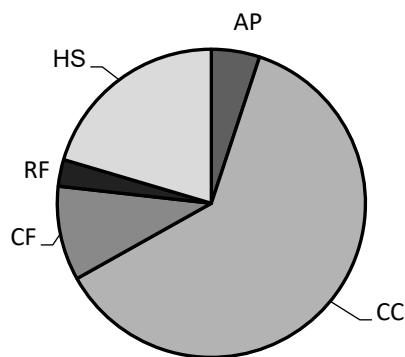
CC = Certified Center; CF = Certified Family; RF = Registered Family; HS = Head Start; AP = Alternative Pathway

**Children in Spark Programs: 2,958**

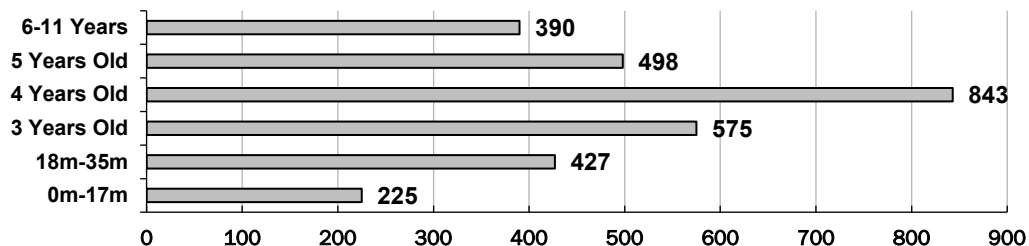
Children by Designation



Children by Program Type



Children by Age



Number of Children



Western Oregon  
UNIVERSITY

The Research Institute

# County Data Facts

All data as of March 01, 2022



## Clatsop

6

County Spark Participation

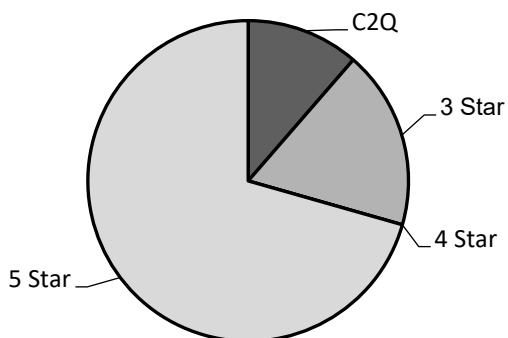
Star Rated Programs

	# Licensed	C2Q	3-Star	4-Star	5-Star
CC	11	0	1	0	0
CF	2	1	0	0	0
RF	11	3	1	0	0
HS	3	0	0	0	3
AP	2	0	0	0	1
Totals	29	4	2	0	4

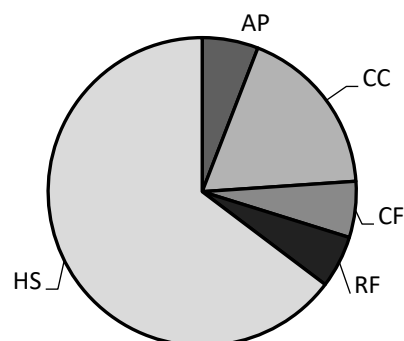
CC = Certified Center; CF = Certified Family; RF = Registered Family; HS = Head Start; AP = Alternative Pathway

### Children in Spark Programs: 255

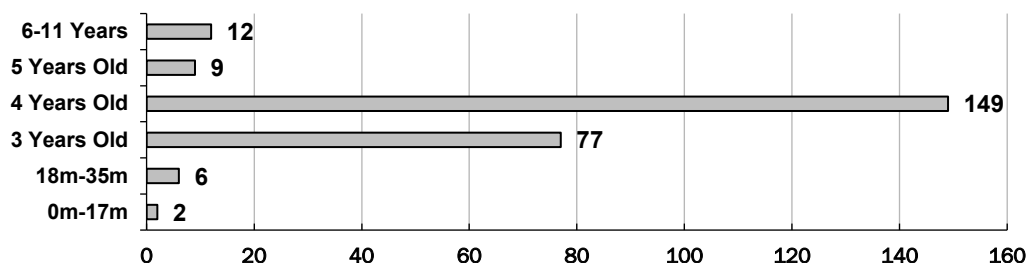
Children by Designation



Children by Program Type



Children by Age



Number of Children



Western Oregon  
UNIVERSITY

The Research Institute

# County Data Facts

All data as of March 01, 2022



## Columbia

15

County Spark Participation

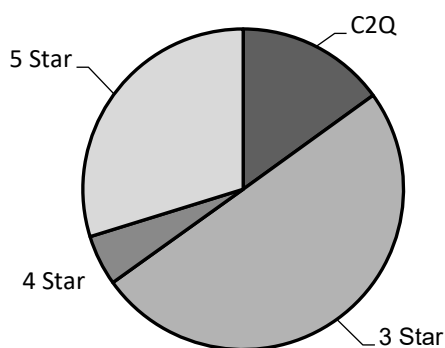
Star Rated Programs

	# Licensed	C2Q	3-Star	4-Star	5-Star
CC	8	2	3	0	0
CF	7	1	2	0	0
RF	18	2	2	0	0
HS	9	0	0	0	4
AP	5	0	0	2	2
Totals	47	5	7	2	6

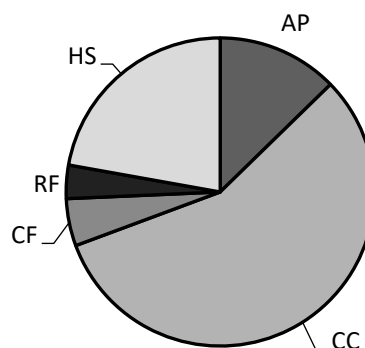
CC = Certified Center; CF = Certified Family; RF = Registered Family; HS = Head Start; AP = Alternative Pathway

### Children in Spark Programs: 685

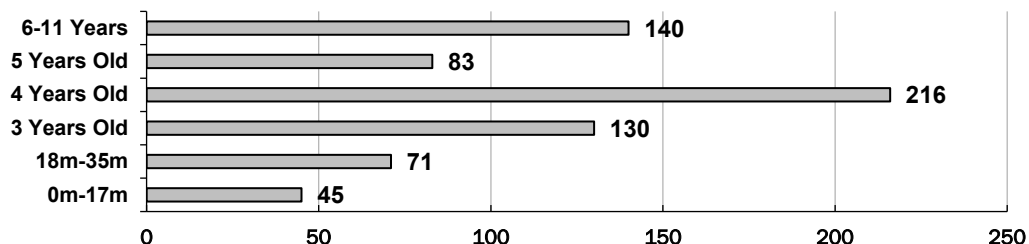
Children by Designation



Children by Program Type



Children by Age



Number of Children



Western Oregon  
UNIVERSITY

The Research Institute



# County Data Facts

All data as of March 01, 2022



## Coos

12

County Spark Participation

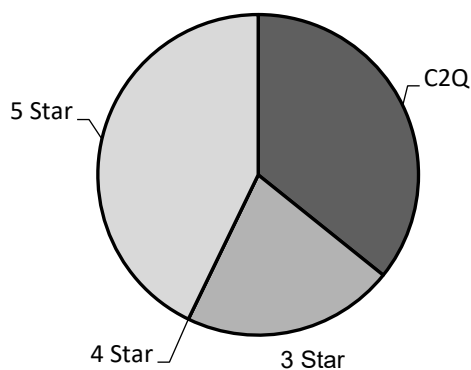
Star Rated Programs

	# Licensed	C2Q	3-Star	4-Star	5-Star
CC	9	5	1	0	0
CF	6	0	3	0	0
RF	31	2	3	0	0
HS	8	0	0	0	5
AP	3	1	0	0	0
Totals	57	8	7	0	5

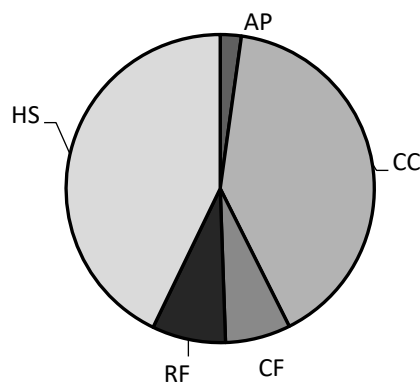
CC = Certified Center; CF = Certified Family; RF = Registered Family; HS = Head Start; AP = Alternative Pathway

### Children in Spark Programs: 453

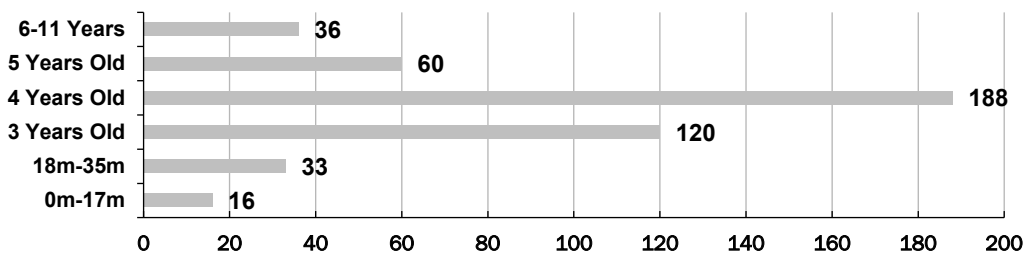
Children by Designation



Children by Program Type



Children by Age



Number of Children



Western Oregon  
UNIVERSITY

The Research Institute

# County Data Facts

All data as of March 01, 2022



## Crook

5

County Spark Participation

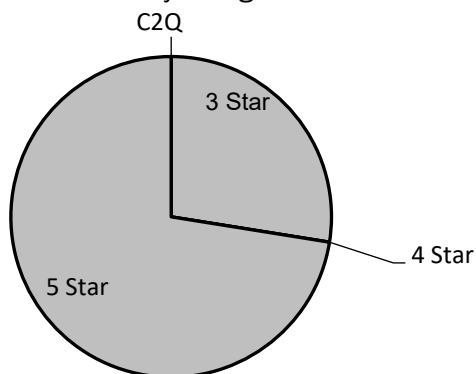
Star Rated Programs

	# Licensed	C2Q	3-Star	4-Star	5-Star
CC	5	0	1	0	1
CF	3	0	0	0	0
RF	4	0	1	0	0
HS	2	0	0	0	2
AP	0	0	0	0	0
Totals	14	0	2	0	3

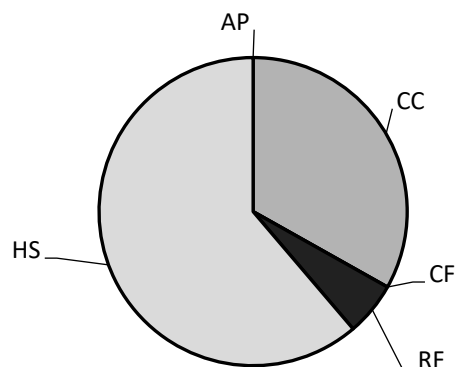
CC = Certified Center; CF = Certified Family; RF = Registered Family; HS = Head Start; AP = Alternative Pathway

### Children in Spark Programs: 178

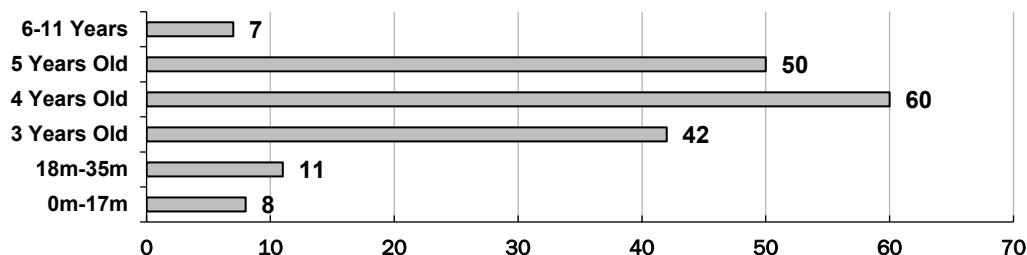
Children by Designation



Children by Program Type



Children by Age



Number of Children



Western Oregon  
UNIVERSITY

The Research Institute

# County Data Facts

All data as of March 01, 2022



## Curry

4

County Spark Participation

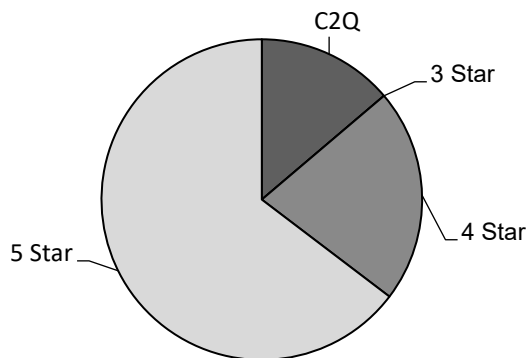
Star Rated Programs

	# Licensed	C2Q	3-Star	4-Star	5-Star
CC	4	0	0	0	0
CF	3	1	0	1	0
RF	3	0	0	0	0
HS	3	0	0	0	3
AP	0	0	0	0	0
Totals	13	1	0	1	3

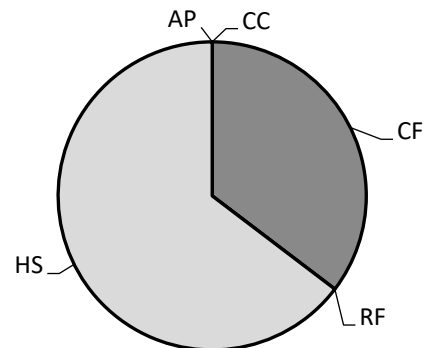
CC = Certified Center; CF = Certified Family; RF = Registered Family; HS = Head Start; AP = Alternative Pathway

### Children in Spark Programs: 116

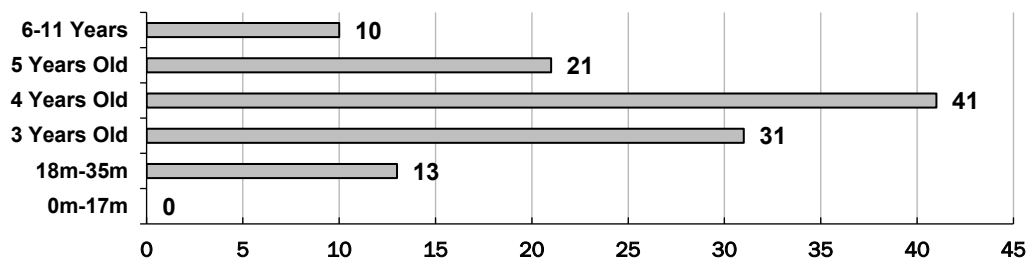
Children by Designation



Children by Program Type



Children by Age



Number of Children



Western Oregon  
UNIVERSITY

The Research Institute

# County Data Facts

All data as of March 01, 2022



## Deschutes

34

County Spark Participation

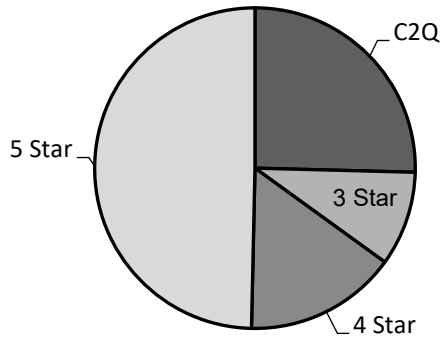
Star Rated Programs

	# Licensed	C2Q	3-Star	4-Star	5-Star
CC	73	9	1	5	6
CF	57	10	7	2	2
RF	52	5	4	0	0
HS	13	0	0	0	7
AP	1	1	0	0	0
Totals	196	25	12	7	15

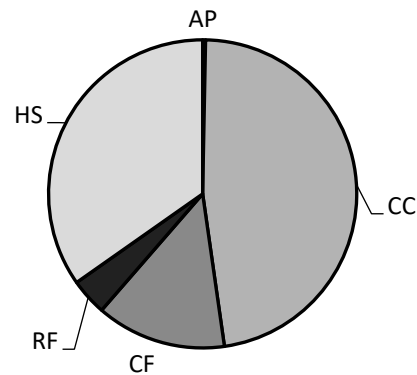
CC = Certified Center; CF = Certified Family; RF = Registered Family; HS = Head Start; AP = Alternative Pathway

**Children in Spark Programs: 2,302**

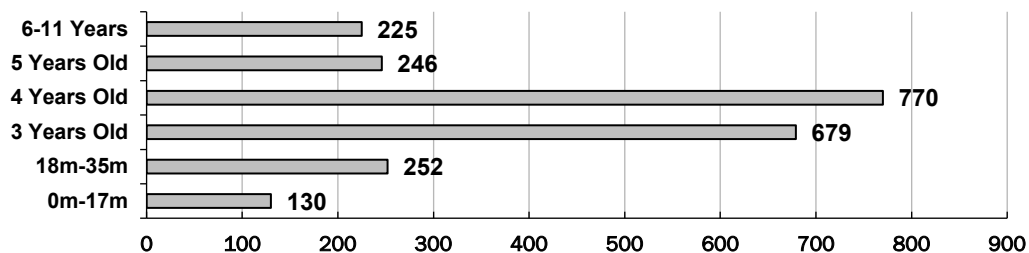
Children by Designation



Children by Program Type



Children by Age



Number of Children

# County Data Facts

All data as of March 01, 2022



## Douglas

County Spark Participation

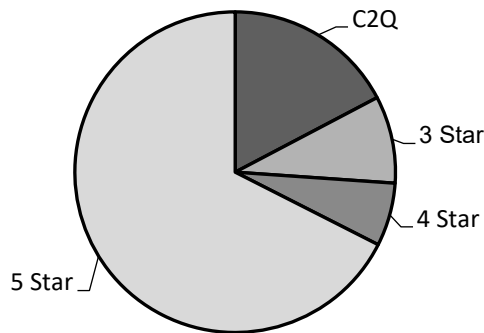
Star Rated Programs

	# Licensed	C2Q	3-Star	4-Star	5-Star
CC	15	2	1	0	3
CF	6	0	1	0	2
RF	44	4	1	0	2
HS	9	0	0	0	5
AP	7	1	1	2	3
Totals	81	7	4	2	15

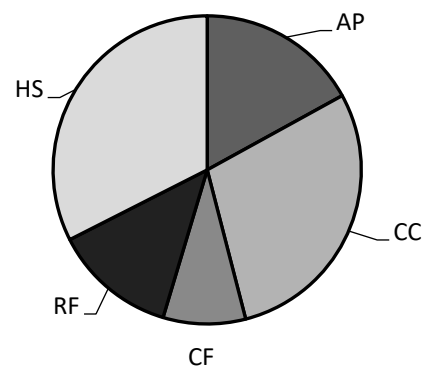
CC = Certified Center; CF = Certified Family; RF = Registered Family; HS = Head Start; AP = Alternative Pathway

### Children in Spark Programs: 659

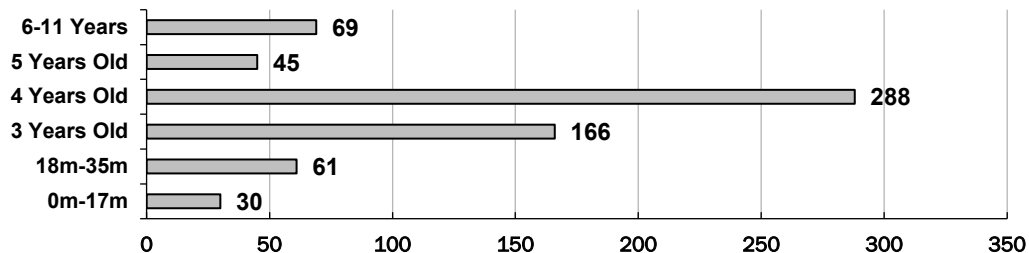
Children by Designation



Children by Program Type



Children by Age



Number of Children



Western Oregon  
UNIVERSITY

The Research Institute

# County Data Facts

All data as of March 01, 2022



## Gilliam

County Spark Participation

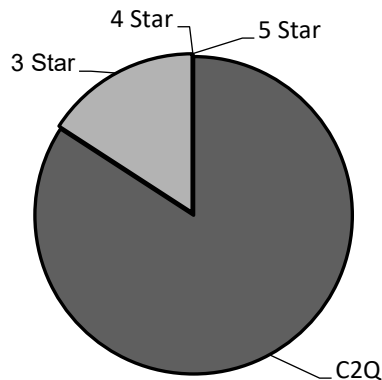
Star Rated Programs

	# Licensed	C2Q	3-Star	4-Star	5-Star
CC	0	1	0	0	0
CF	1	0	1	0	0
RF	0	0	0	0	0
HS	2	0	0	0	0
AP	0	0	0	0	0
Totals	3	1	1	0	0

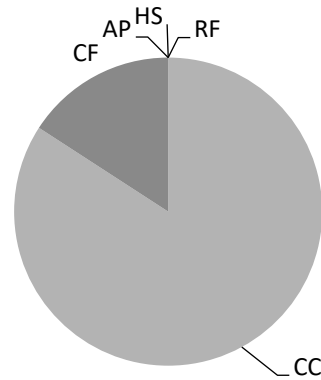
CC = Certified Center; CF = Certified Family; RF = Registered Family; HS = Head Start; AP = Alternative Pathway

### Children in Spark Programs: 101

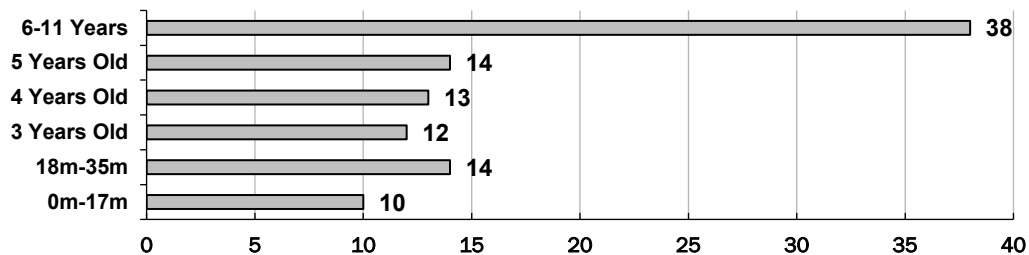
Children by Designation



Children by Program Type



Children by Age



Number of Children



Western Oregon  
UNIVERSITY

The Research Institute

# County Data Facts

All data as of March 01, 2022



## Grant

2

County Spark Participation

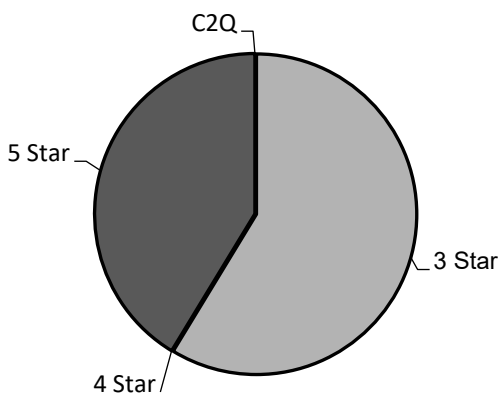
Star Rated Programs

	# Licensed	C2Q	3-Star	4-Star	5-Star
CC	1	0	1	0	0
CF	1	0	0	0	0
RF	2	0	0	0	0
HS	1	0	0	0	1
AP	0	0	0	0	0
Totals	5	0	1	0	1

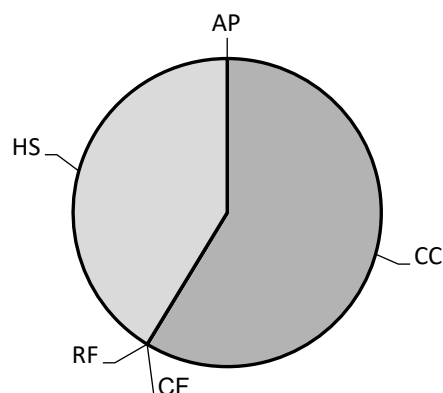
CC = Certified Center; CF = Certified Family; RF = Registered Family; HS = Head Start; AP = Alternative Pathway

### Children in Spark Programs: 46

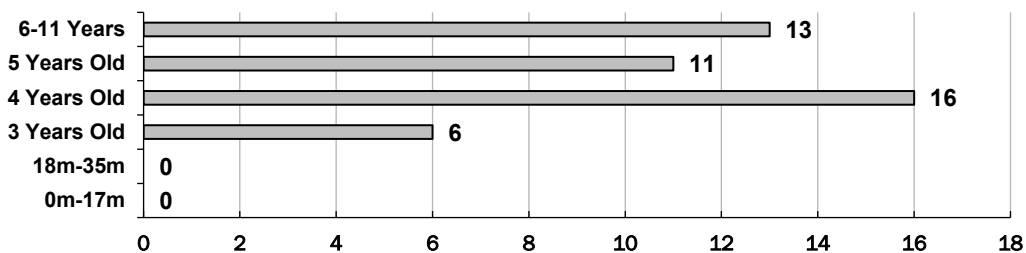
Children by Designation



Children by Program Type



Children by Age



Number of Children



Western Oregon  
UNIVERSITY

The Research Institute

# County Data Facts

All data as of March 01, 2022



## Harney

County Spark Participation

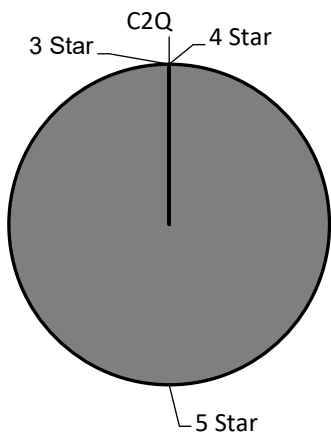
Star Rated Programs

	# Licensed	C2Q	3-Star	4-Star	5-Star
CC	0	0	0	0	0
CF	0	0	0	0	0
RF	3	0	0	0	0
HS	2	0	0	0	1
AP	0	0	0	0	0
Totals	5	0	0	0	1

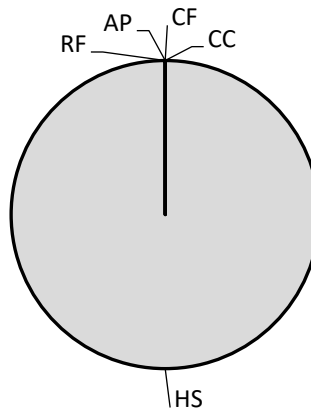
CC = Certified Center; CF = Certified Family; RF = Registered Family; HS = Head Start; AP = Alternative Pathway

### Children in Spark Programs: 80

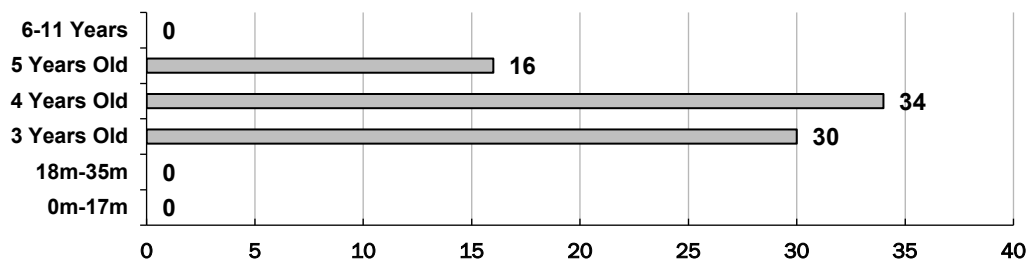
Children by Designation



Children by Program Type



Children by Age



Number of Children



Western Oregon  
UNIVERSITY

The Research Institute



# County Data Facts

All data as of March 01, 2022



## Hood River

7

County Spark Participation

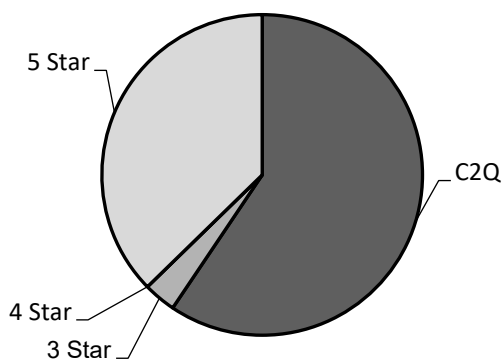
Star Rated Programs

	# Licensed	C2Q	3-Star	4-Star	5-Star
CC	16	5	0	0	1
CF	10	3	0	0	0
RF	17	3	0	0	0
HS	8	0	0	0	5
AP	1	0	1	0	0
Totals	52	11	1	0	6

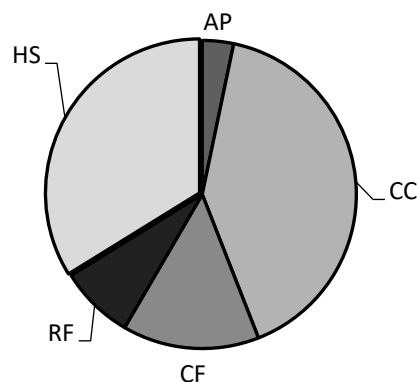
CC = Certified Center; CF = Certified Family; RF = Registered Family; HS = Head Start; AP = Alternative Pathway

### Children in Spark Programs: 488

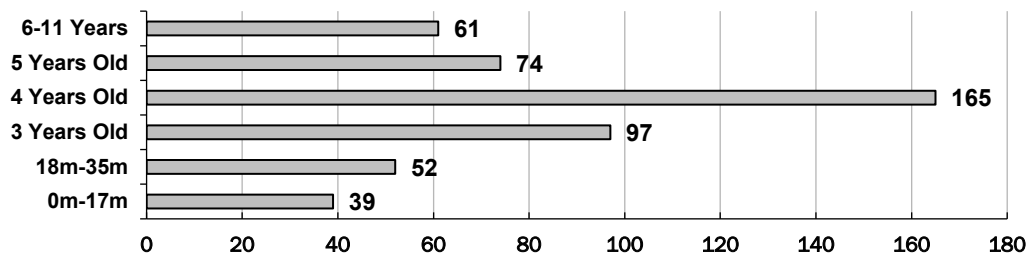
Children by Designation



Children by Program Type



Children by Age



Number of Children



Western Oregon  
UNIVERSITY

The Research Institute

# County Data Facts

All data as of March 01, 2022



## Jackson

45

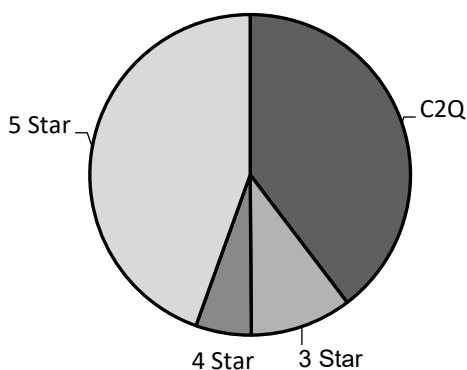
### Star Rated Programs

	# Licensed	C2Q	3-Star	4-Star	5-Star
CC	49	7	2	2	2
CF	59	11	11	3	1
RF	92	17	9	0	0
HS	20	1	0	0	15
AP	1	1	0	0	0
Totals	221	37	22	5	18

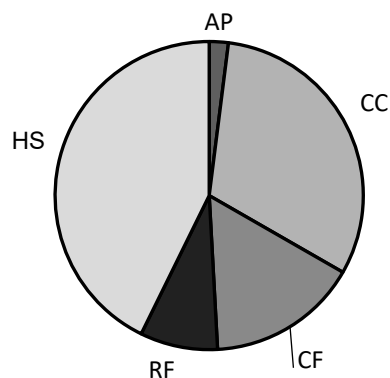
CC = Certified Center; CF = Certified Family; RF = Registered Family; HS = Head Start; AP = Alternative Pathway

### Children in Spark Programs: 2,247

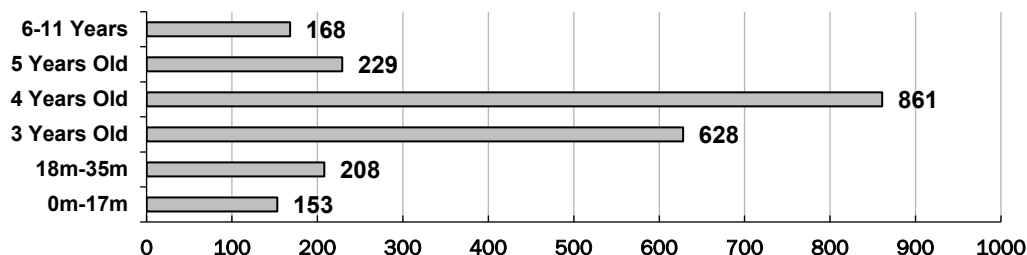
Children by Designation



Children by Program Type



Children by Age



Number of Children



Western Oregon  
UNIVERSITY

The Research Institute

# County Data Facts

All data as of March 01, 2022



## Jefferson

County Spark Participation

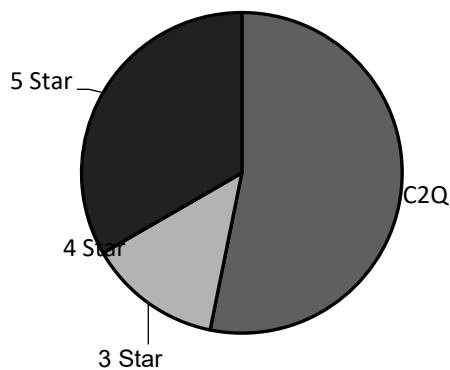
Star Rated Programs

	# Licensed	C2Q	3-Star	4-Star	5-Star
CC	1	1	2	0	0
CF	2	1	0	0	0
RF	9	1	0	0	0
HS	7	0	0	0	2
AP	1	0	0	0	0
Totals	20	3	2	0	2

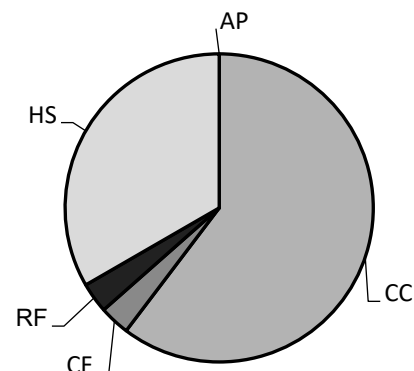
CC = Certified Center; CF = Certified Family; RF = Registered Family; HS = Head Start; AP = Alternative Pathway

### Children in Spark Programs: 252

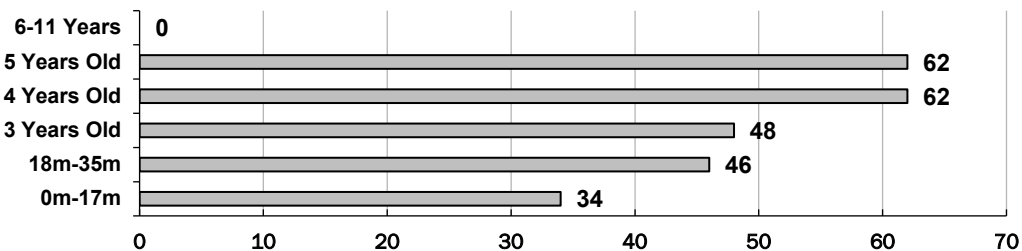
Children by Designation



Children by Program Type



Children by Age



Number of Children



Western Oregon  
UNIVERSITY  
The Research Institute

# County Data Facts

All data as of March 01, 2022



## Josephine

17

County Spark Participation

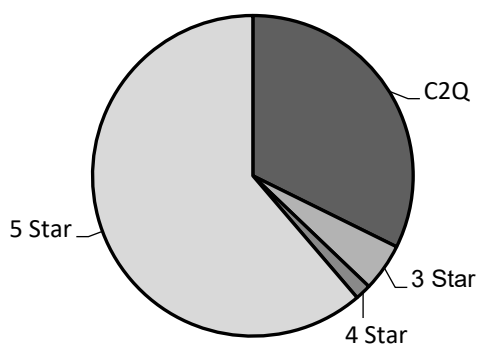
Star Rated Programs

	# Licensed	C2Q	3-Star	4-Star	5-Star
CC	30	6	0	0	1
CF	13	2	2	0	1
RF	18	0	2	1	0
HS	10	0	0	0	9
AP	1	0	0	0	1
Totals	72	8	4	1	12

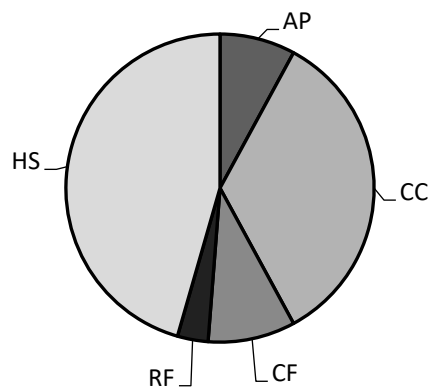
CC = Certified Center; CF = Certified Family; RF = Registered Family; HS = Head Start; AP = Alternative Pathway

### Children in Spark Programs: 808

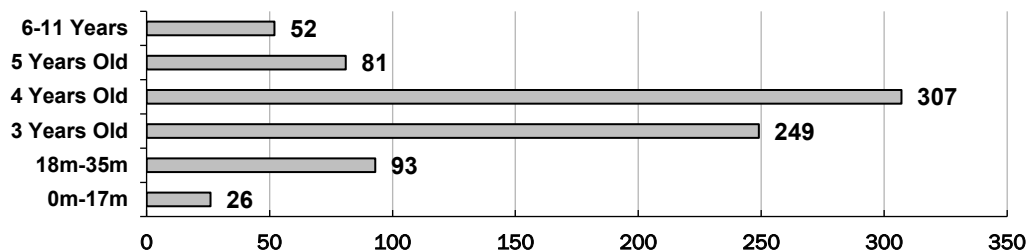
Children by Designation



Children by Program Type



Children by Age



Number of Children



Western Oregon  
UNIVERSITY

The Research Institute

# County Data Facts

All data as of March 01, 2022



## Klamath

14

County Spark Participation

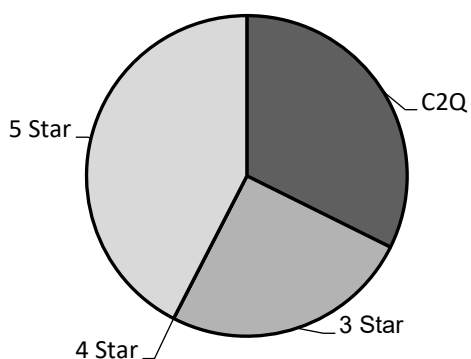
Star Rated Programs

	# Licensed	C2Q	3-Star	4-Star	5-Star
CC	9	2	1	0	1
CF	5	1	2	0	1
RF	28	2	1	0	0
HS	9	1	0	0	4
AP	3	3	0	0	0
Totals	54	9	4	0	6

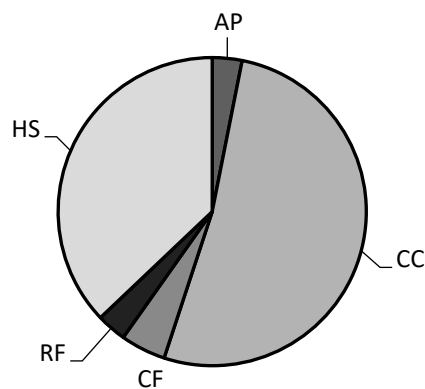
CC = Certified Center; CF = Certified Family; RF = Registered Family; HS = Head Start; AP = Alternative Pathway

### Children in Spark Programs: 801

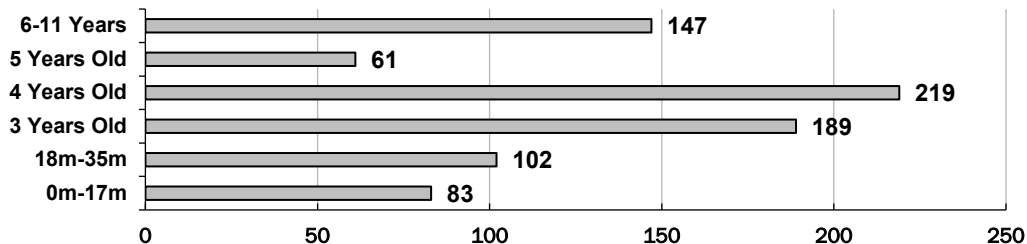
Children by Designation



Children by Program Type



Children by Age



Number of Children



Western Oregon  
UNIVERSITY

The Research Institute

# County Data Facts

All data as of March 01, 2022



## Lake

County Spark Participation

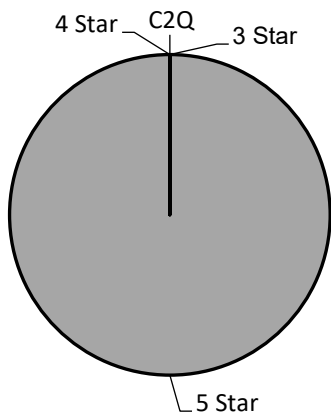
Star Rated Programs

	# Licensed	C2Q	3-Star	4-Star	5-Star
CC	0	0	0	0	0
CF	0	0	0	0	0
RF	0	0	0	0	0
HS	1	0	0	0	1
AP	0	0	0	0	0
Totals	1	0	0	0	1

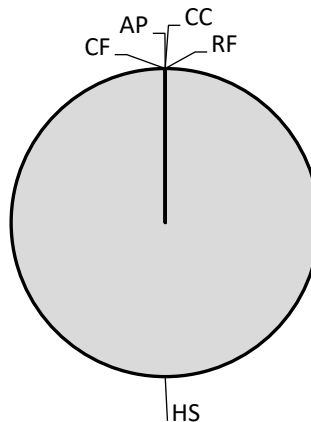
CC = Certified Center; CF = Certified Family; RF = Registered Family; HS = Head Start; AP = Alternative Pathway

### Children in Spark Programs: 161

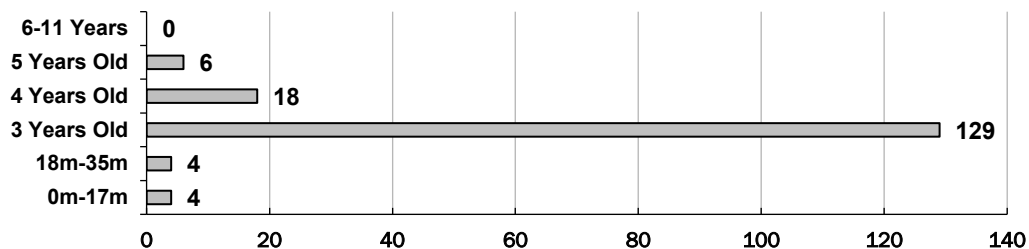
Children by Designation



Children by Program Type



Children by Age



Number of Children




Western Oregon  
UNIVERSITY

The Research Institute

# County Data Facts

All data as of March 01, 2022



## Lane

### County Spark Participation

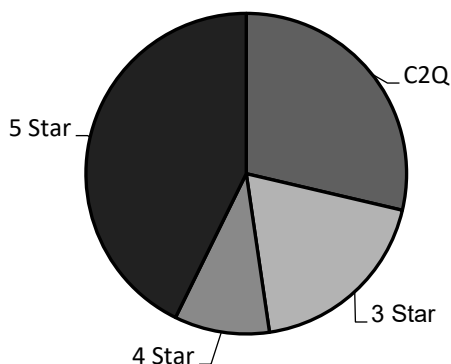
### Star Rated Programs

	# Licensed	C2Q	3-Star	4-Star	5-Star
CC	100	18	10	2	11
CF	86	11	8	9	7
RF	118	1	6	0	1
HS	24	0	0	0	19
AP	8	1	1	4	1
Totals	336	31	25	15	39

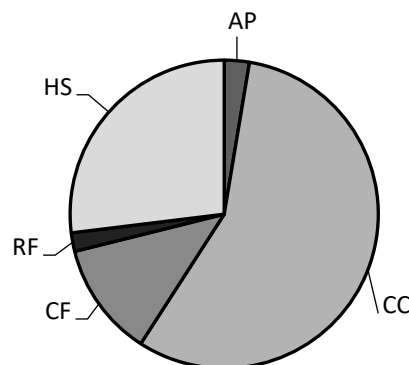
CC = Certified Center; CF = Certified Family; RF = Registered Family; HS = Head Start; AP = Alternative Pathway

## Children in Spark Programs: 3,649

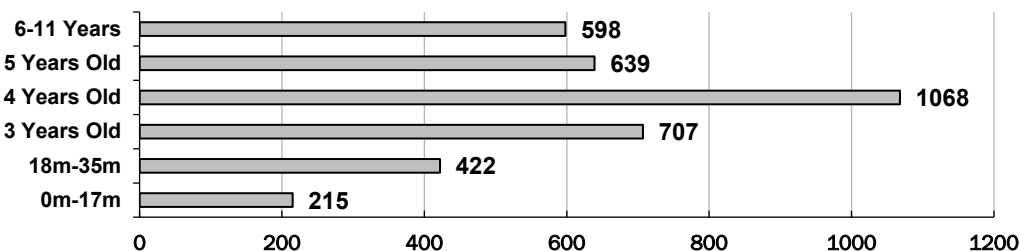
Children by Designation



Children by Program Type



Children by Age



Number of Children



Western Oregon  
UNIVERSITY

The Research Institute

# County Data Facts

All data as of March 01, 2022



## Lincoln

7

County Spark Participation

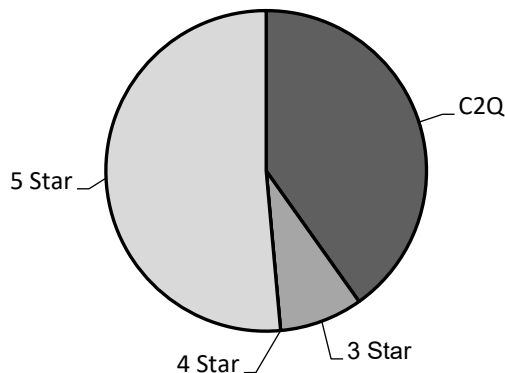
Star Rated Programs

	# Licensed	C2Q	3-Star	4-Star	5-Star
CC	6	1	0	0	1
CF	6	1	1	0	0
RF	9	0	2	0	0
HS	6	0	0	0	3
AP	4	5	0	0	0
Totals	27	2	3	0	4

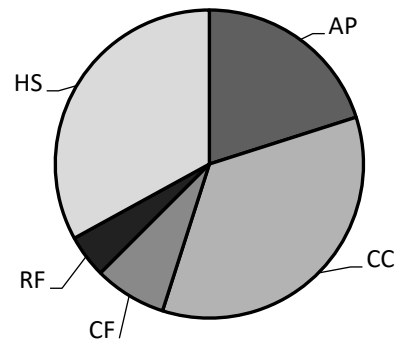
CC = Certified Center; CF = Certified Family; RF = Registered Family; HS = Head Start; AP = Alternative Pathway

### Children in Spark Programs: 488

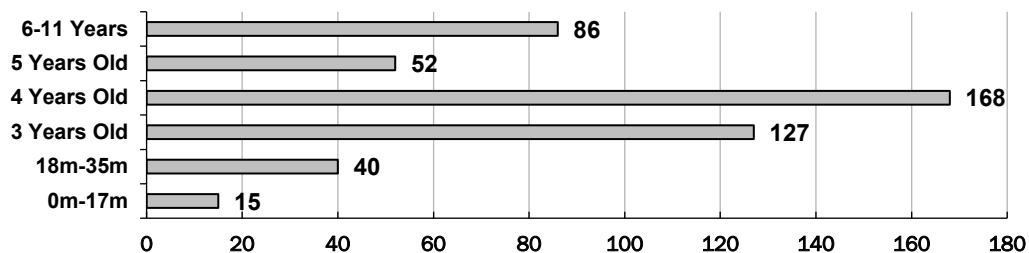
Children by Designation



Children by Program Type



Children by Age



Number of Children



Western Oregon  
UNIVERSITY

The Research Institute



# County Data Facts

All data as of March 01, 2022



## Linn

12

### County Spark Participation

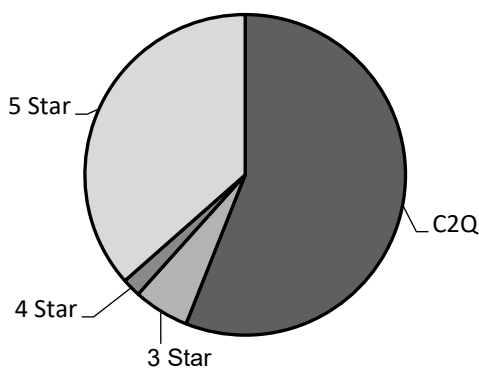
### Star Rated Programs

	# Licensed	C2Q	3-Star	4-Star	5-Star
CC	19	9	1	0	1
CF	18	5	2	0	0
RF	49	6	3	1	0
HS	7	0	0	0	4
AP	0	1	0	0	0
Totals	93	21	6	1	5

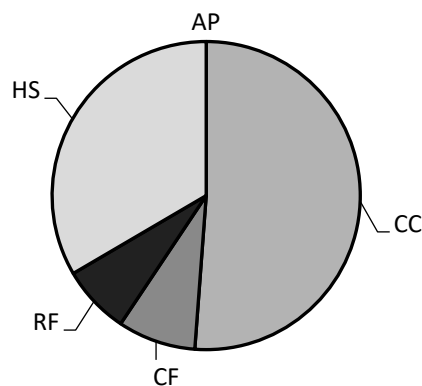
CC = Certified Center; CF = Certified Family; RF = Registered Family; HS = Head Start; AP = Alternative Pathway

## Children in Spark Programs: 1,014

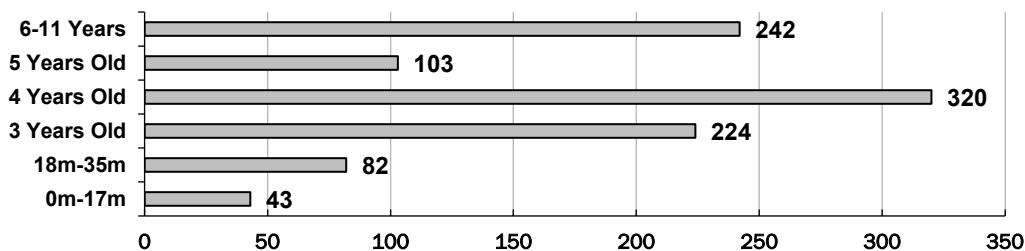
### Children by Designation



### Children by Program Type



### Children by Age



Number of Children



Western Oregon  
UNIVERSITY

The Research Institute

# County Data Facts

All data as of March 01, 2022



## Malheur

County Spark Participation

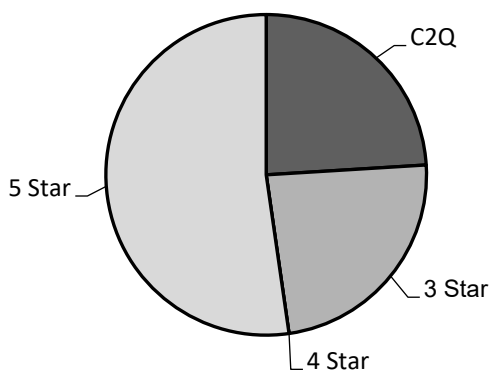
Star Rated Programs

	# Licensed	C2Q	3-Star	4-Star	5-Star
CC	6	3	1	0	0
CF	5	1	2	0	0
RF	13	3	4	0	0
HS	10	0	0	0	4
AP	1	2	0	0	0
Totals	35	9	7	0	4

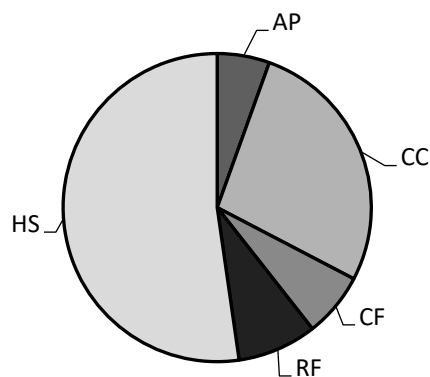
CC = Certified Center; CF = Certified Family; RF = Registered Family; HS = Head Start; AP = Alternative Pathway

### Children in Spark Programs: 637

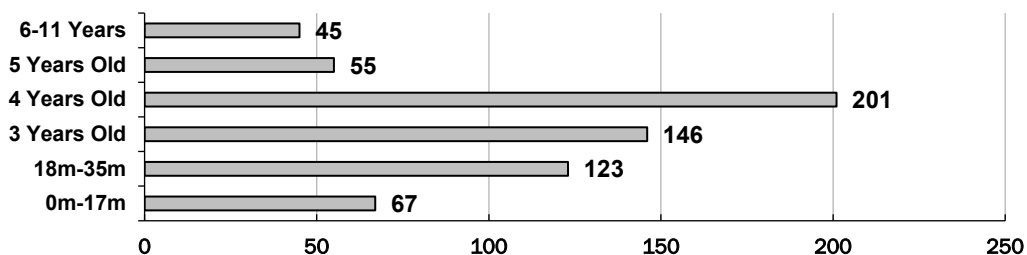
Children by Designation



Children by Program Type



Children by Age



Number of Children



Western Oregon  
UNIVERSITY

The Research Institute

# County Data Facts

All data as of March 01, 2022



## Marion

60

County Spark Participation

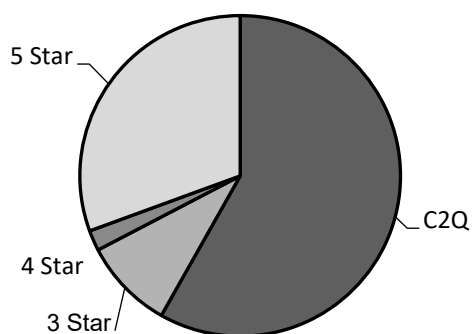
Star Rated Programs

	# Licensed	C2Q	3-Star	4-Star	5-Star
CC	91	35	2	2	1
CF	87	9	10	3	11
RF	176	22	10	0	2
HS	46	2	0	0	16
AP	6	5	0	0	3
Totals	406	73	22	5	33

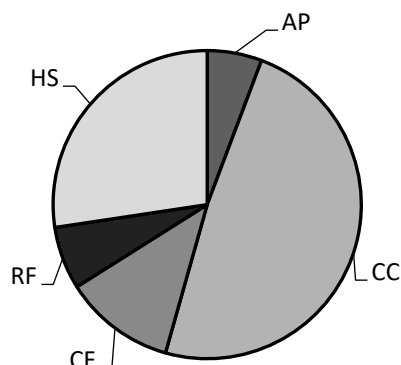
CC = Certified Center; CF = Certified Family; RF = Registered Family; HS = Head Start; AP = Alternative Pathway

**Children in Spark Programs: 3,434**

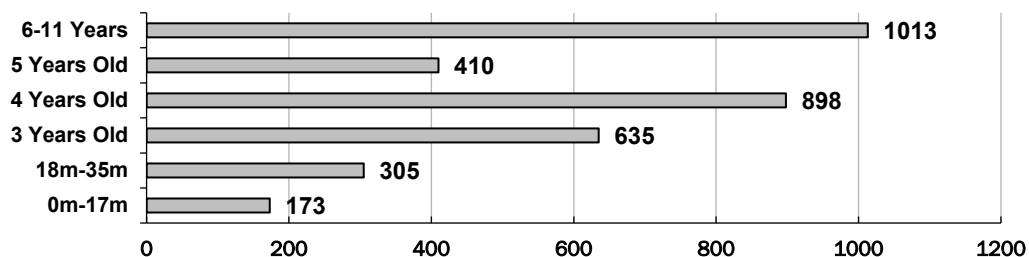
Children by Designation



Children by Program Type



Children by Age



Number of Children



Western Oregon  
UNIVERSITY

The Research Institute

# County Data Facts

All data as of March 01, 2022



## Morrow

County Spark Participation

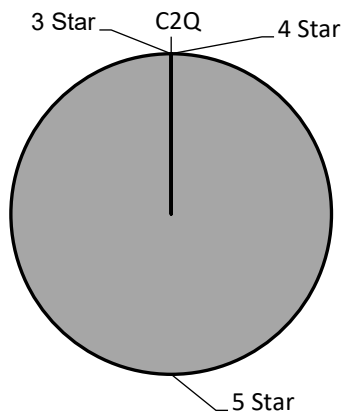
Star Rated Programs

	# Licensed	C2Q	3-Star	4-Star	5-Star
CC	5	0	0	0	0
CF	0	0	0	0	0
RF	1	0	0	0	0
HS	4	0	0	0	2
AP	1	0	0	0	0
Totals	11	0	0	0	2

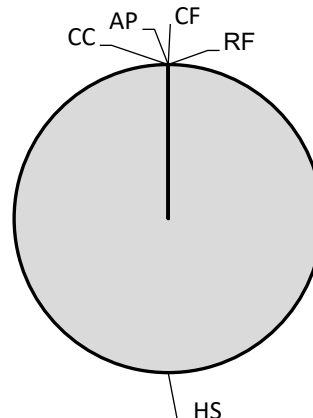
CC = Certified Center; CF = Certified Family; RF = Registered Family; HS = Head Start; AP = Alternative Pathway

### Children in Spark Programs: 110

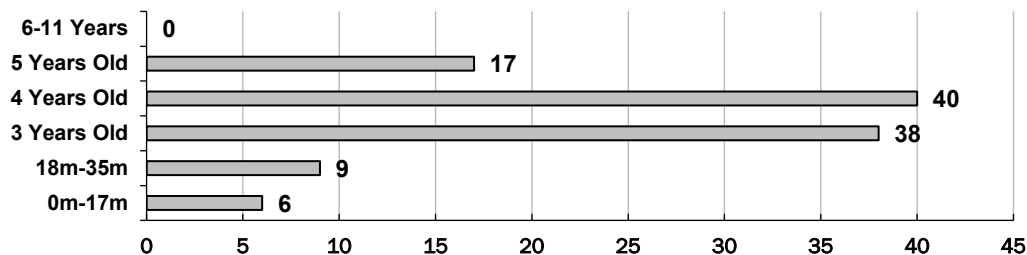
Children by Designation



Children by Program Type



Children by Age



Number of Children



Western Oregon  
UNIVERSITY

The Research Institute

# County Data Facts

All data as of March 01, 2022



## Multnomah

150

County Spark Participation

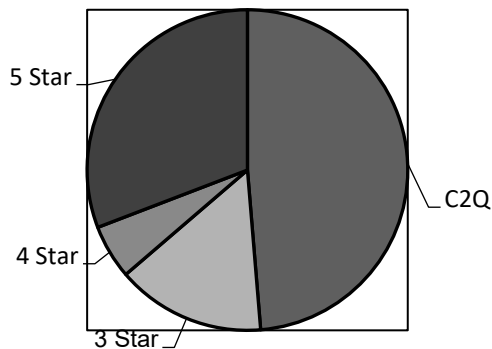
Star Rated Programs

	# Licensed	C2Q	3-Star	4-Star	5-Star
CC	301	72	15	7	11
CF	271	62	18	6	13
RF	438	33	30	0	0
HS	126	2	1	0	43
AP	7	1	2	1	3
Totals	1,143	170	66	14	70

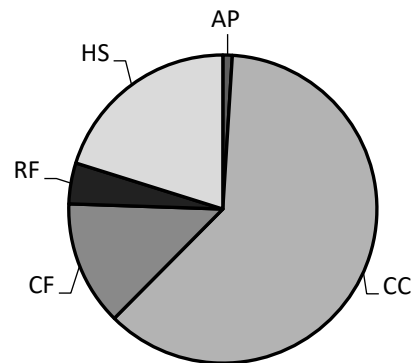
CC = Certified Center; CF = Certified Family; RF = Registered Family; HS = Head Start; AP = Alternative Pathway

**Children in Spark Programs: 10,642**

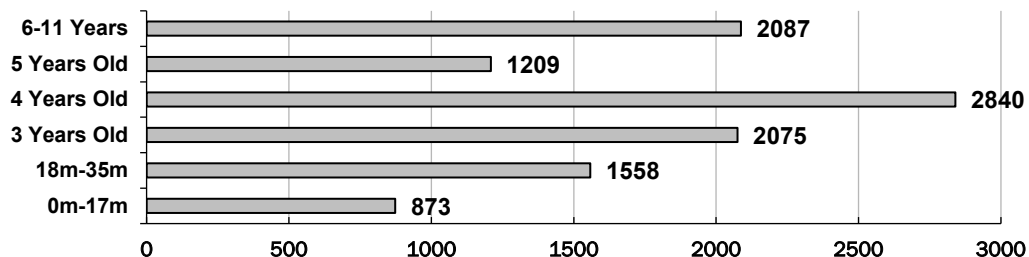
Children by Designation



Children by Program Type



Children by Age



Number of Children



Western Oregon  
UNIVERSITY

The Research Institute

# County Data Facts

All data as of March 01, 2022



## Polk

16

### County Spark Participation

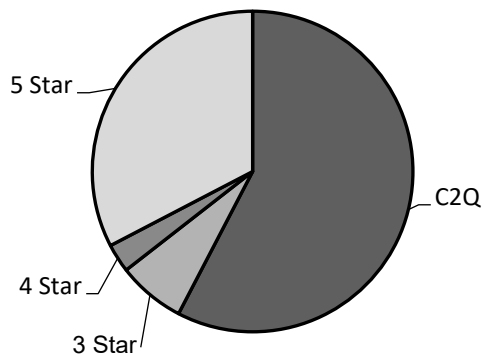
### Star Rated Programs

	# Licensed	C2Q	3-Star	4-Star	5-Star
CC	20	8	1	0	3
CF	25	12	2	1	1
RF	34	9	2	2	0
HS	9	0	0	0	4
AP	0	0	0	0	0
Totals	88	29	5	3	8

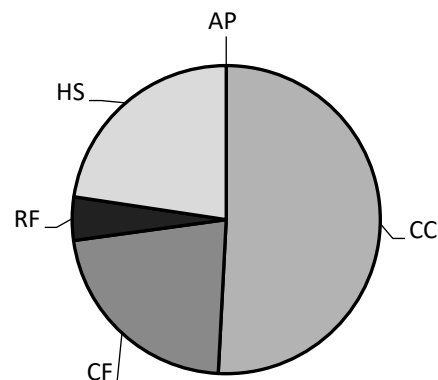
CC = Certified Center; CF = Certified Family; RF = Registered Family; HS = Head Start; AP = Alternative Pathway

### Children in Spark Programs: 968


Children by Designation



Children by Program Type



Children by Age



Number of Children



Western Oregon  
UNIVERSITY

The Research Institute

# County Data Facts

All data as of March 01, 2022



## Sherman

County Spark Participation

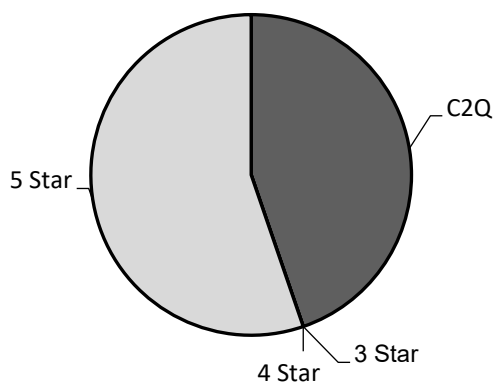
Star Rated Programs

	# Licensed	C2Q	3-Star	4-Star	5-Star
CC	0	0	0	0	1
CF	2	1	0	0	0
RF	0	0	0	0	0
HS	1	0	0	0	0
AP	0	0	0	0	0
Totals	3	1	0	0	1

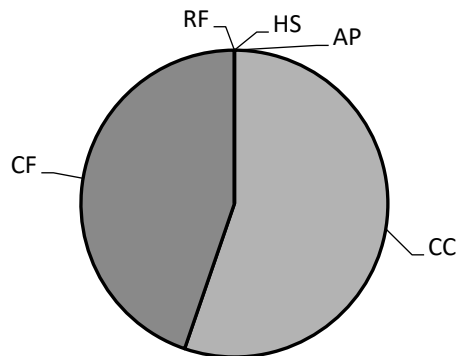
CC = Certified Center; CF = Certified Family; RF = Registered Family; HS = Head Start; AP = Alternative Pathway

### Children in Spark Programs: 38

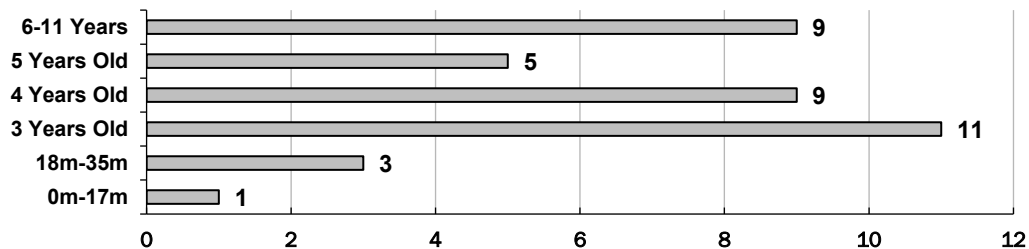
Children by Designation



Children by Program Type



Children by Age



Number of Children



Western Oregon  
UNIVERSITY

The Research Institute

# County Data Facts

All data as of March 01, 2022



## Tillamook

3

County Spark Participation

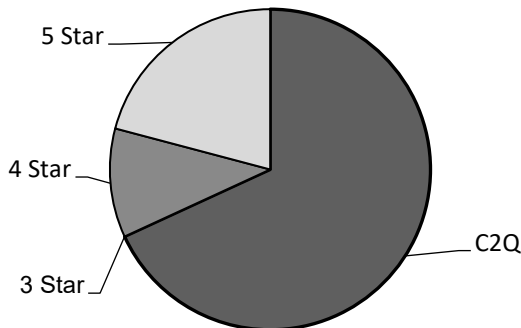
Star Rated Programs

	# Licensed	C2Q	3-Star	4-Star	5-Star
CC	4	2	0	1	0
CF	2	1	0	0	0
RF	6	3	0	0	0
HS	3	0	0	0	1
AP	3	1	0	1	0
Totals	18	7	0	2	1

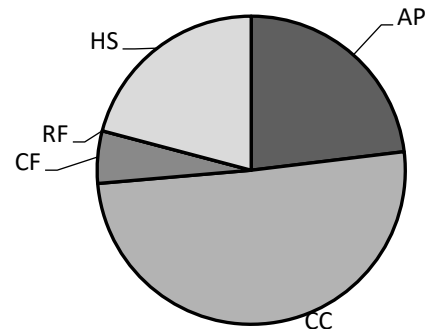
CC = Certified Center; CF = Certified Family; RF = Registered Family; HS = Head Start; AP = Alternative Pathway

### Children in Spark Programs: 182

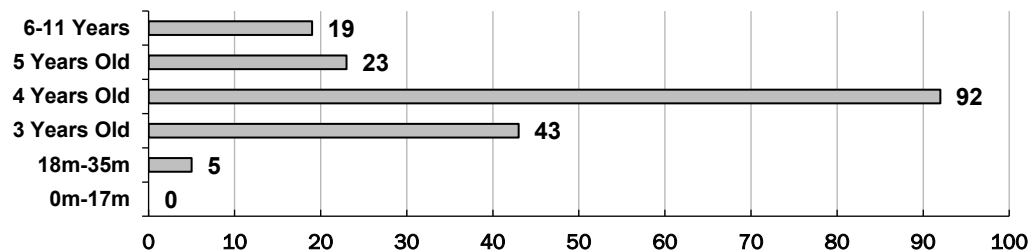
Children by Designation



Children by Program Type



Children by Age



Number of Children



Western Oregon  
UNIVERSITY

The Research Institute



# County Data Facts

All data as of March 01, 2022



17

## Umatilla

County Spark Participation

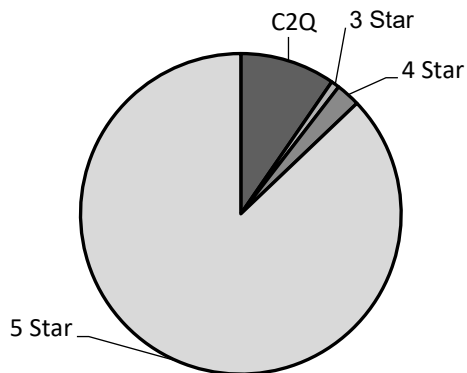
Star Rated Programs

	# Licensed	C2Q	3-Star	4-Star	5-Star
CC	12	1	0	0	1
CF	18	2	1	1	1
RF	44	6	1	1	0
HS	16	0	0	0	11
AP	2	0	0	0	0
Totals	92	9	2	2	13

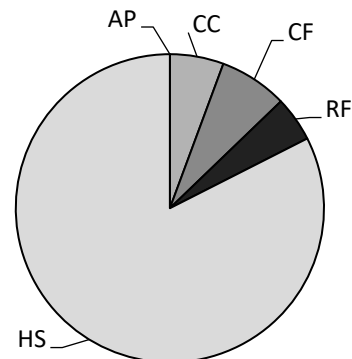
CC = Certified Center; CF = Certified Family; RF = Registered Family; HS = Head Start; AP = Alternative Pathway

### Children in Spark Programs: 1,187

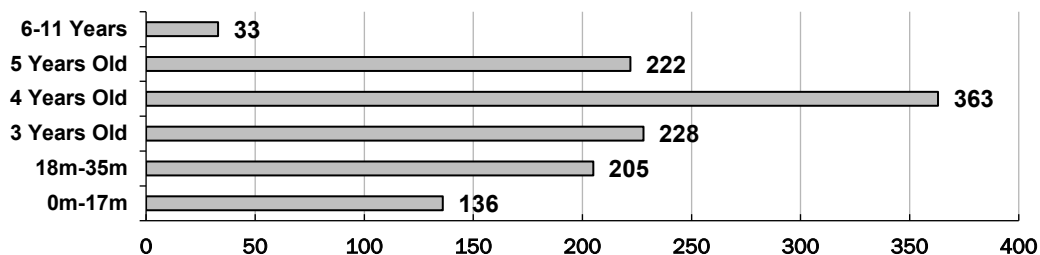
Children by Designation



Children by Program Type



Children by Age



Number of Children



Western Oregon  
UNIVERSITY

The Research Institute

# County Data Facts

All data as of March 01, 2022



## Union



### County Spark Participation


### Star Rated Programs

	# Licensed	C2Q	3-Star	4-Star	5-Star
CC	3	0	0	0	0
CF	4	2	0	0	0
RF	31	15	4	0	0
HS	5	0	0	0	4
AP	0	0	0	0	0
Totals	43	17	4	0	4

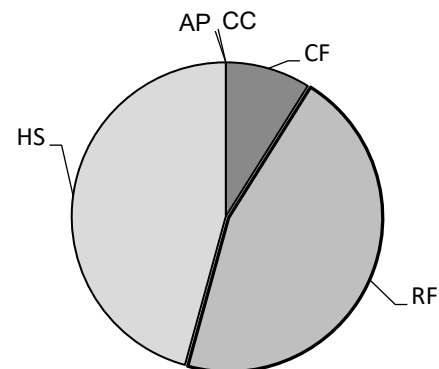
CC = Certified Center; CF = Certified Family; RF = Registered Family; HS = Head Start; AP = Alternative Pathway

## Children in Spark Programs: 269

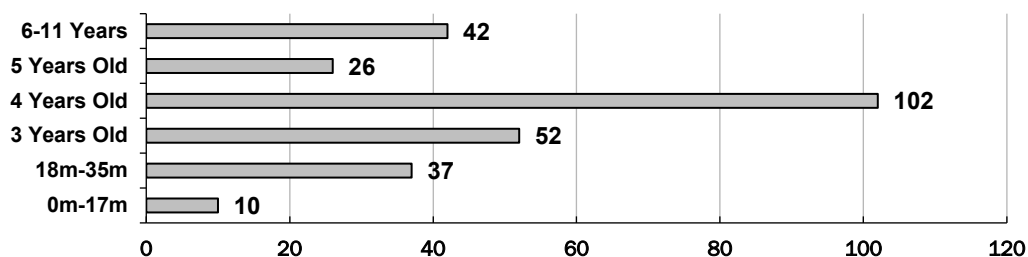
### Children by Designation



### Children by Program Type



### Children by Age



Number of Children



Western Oregon  
UNIVERSITY

The Research Institute

# County Data Facts

All data as of March 01, 2022



## Wallowa

3

County Spark Participation

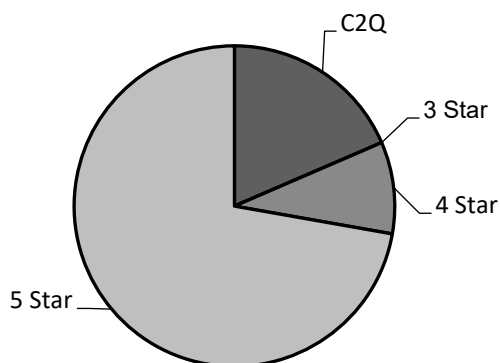
Star Rated Programs

	# Licensed	C2Q	3-Star	4-Star	5-Star
CC	0	0	0	1	0
CF	5	1	0	0	0
RF	3	2	0	0	0
HS	3	0	0	0	2
AP	1	0	0	0	0
Totals	12	3	0	1	2

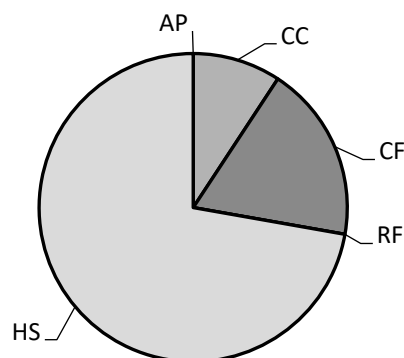
CC = Certified Center; CF = Certified Family; RF = Registered Family; HS = Head Start; AP = Alternative Pathway

### Children in Spark Programs: 54

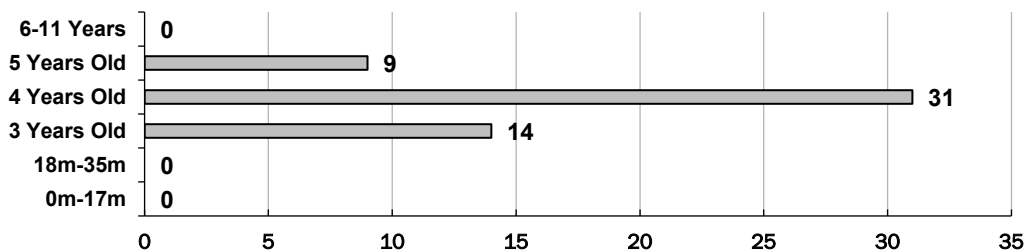
Children by Designation



Children by Program Type



Children by Age



Number of Children



Western Oregon  
UNIVERSITY

The Research Institute

# County Data Facts

All data as of March 01, 2022



## Wasco

8

County Spark Participation

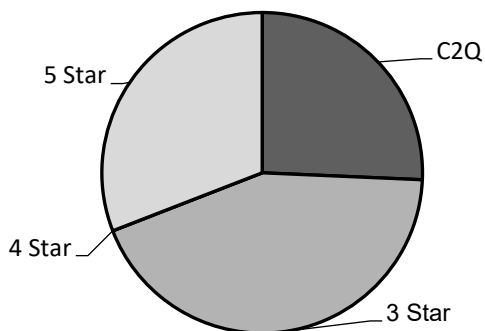
Star Rated Programs

	# Licensed	C2Q	3-Star	4-Star	5-Star
CC	2	1	1	0	0
CF	6	4	1	0	0
RF	21	9	0	0	0
HS	6	0	0	0	5
AP	1	0	0	0	0
Totals	36	14	2	0	5

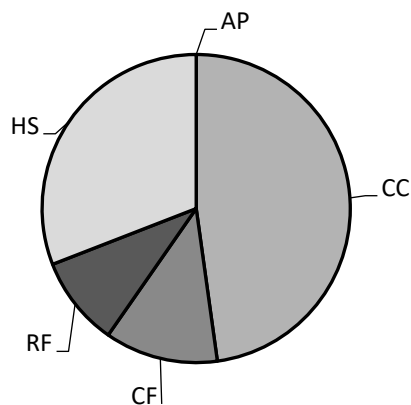
CC = Certified Center; CF = Certified Family; RF = Registered Family; HS = Head Start; AP = Alternative Pathway

### Children in Spark Programs: 615

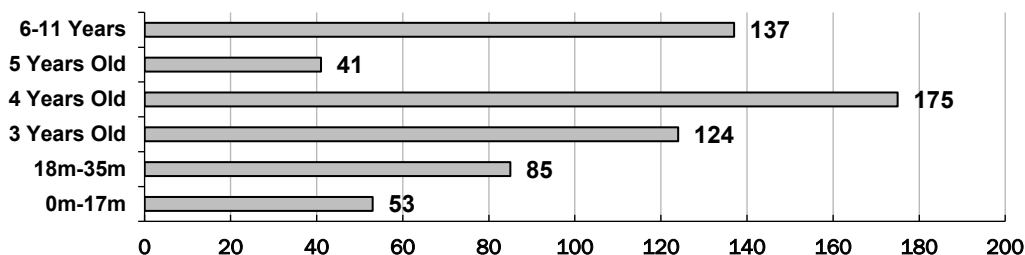
Children by Designation



Children by Program Type



Children by Age



Number of Children



Western Oregon  
UNIVERSITY

The Research Institute

# County Data Facts

All data as of March 01, 2022



## Washington

76

County Spark Participation

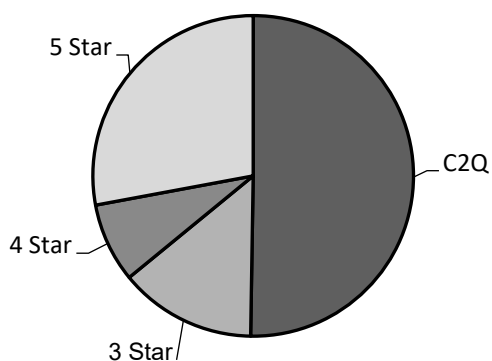
Star Rated Programs

	# Licensed	C2Q	3-Star	4-Star	5-Star
CC	232	28	7	5	3
CF	246	64	15	5	9
RF	255	56	9	1	1
HS	45	1	0	0	14
AP	14	6	3	1	3
Totals	792	155	34	12	30

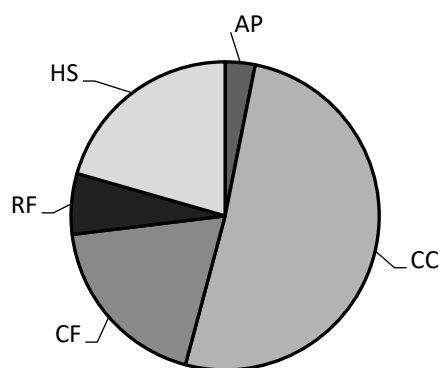
CC = Certified Center; CF = Certified Family; RF = Registered Family; HS = Head Start; AP = Alternative Pathway

**Children in Spark Programs: 5,311**

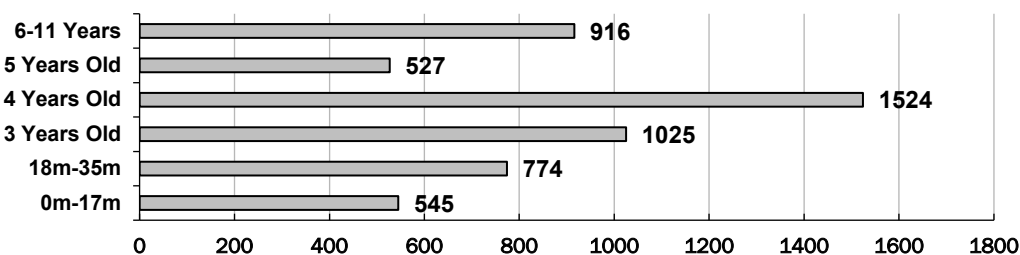
Children by Designation



Children by Program Type



Children by Age



Number of Children



Western Oregon  
UNIVERSITY

The Research Institute

# County Data Facts

All data as of March 01, 2022



## Wheeler

County Spark Participation

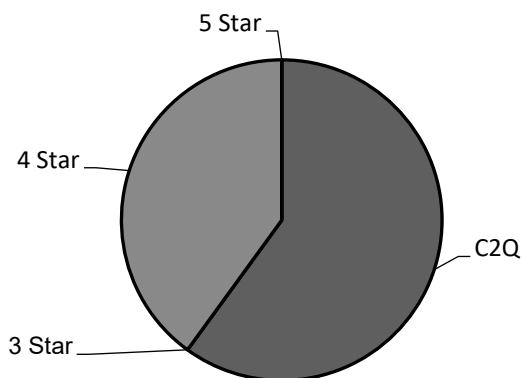
Star Rated Programs

	# Licensed	C2Q	3-Star	4-Star	5-Star
CC	0	0	0	0	0
CF	0	0	0	0	0
RF	1	0	0	0	0
HS	1	0	0	0	0
AP	1	1	0	1	0
Totals	3	1	0	1	0

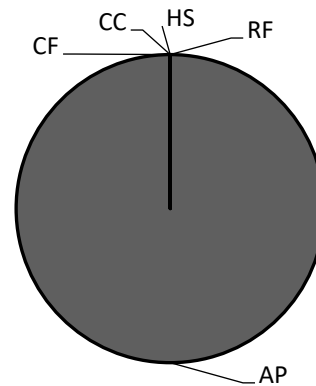
CC = Certified Center; CF = Certified Family; RF = Registered Family; HS = Head Start; AP = Alternative Pathway

### Children in Spark Programs: 20

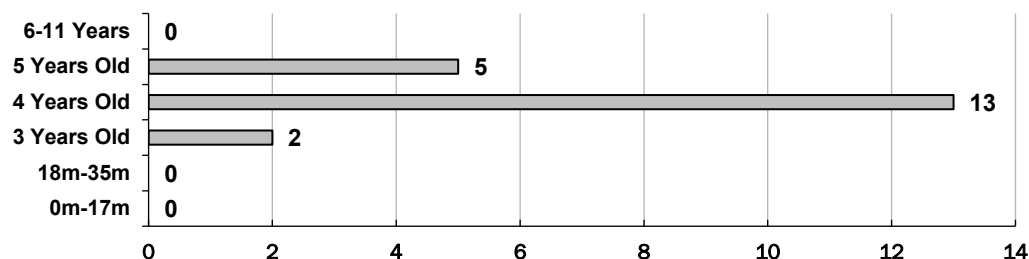
Children by Designation



Children by Program Type



Children by Age



Number of Children



Western Oregon  
UNIVERSITY

The Research Institute

# County Data Facts

All data as of March 01, 2022



## Yamhill

18

County Spark Participation

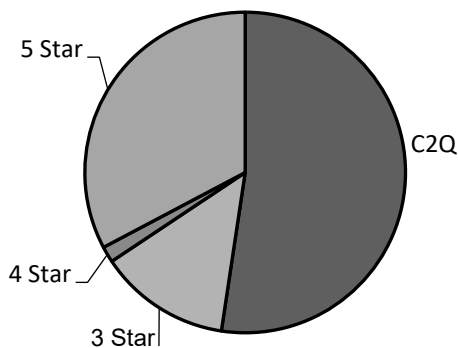
Star Rated Programs

	# Licensed	C2Q	3-Star	4-Star	5-Star
CC	24	5	2	0	0
CF	35	6	2	2	3
RF	31	3	1	0	2
HS	8	0	0	0	4
AP	3	2	1	0	0
Totals	101	16	6	2	9

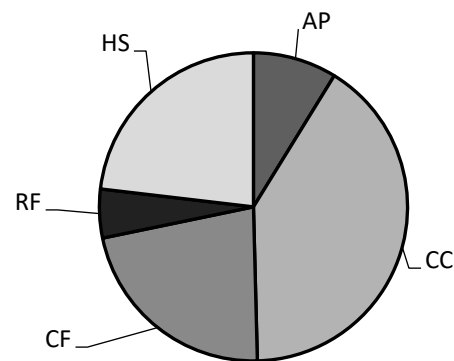
CC = Certified Center; CF = Certified Family; RF = Registered Family; HS = Head Start; AP = Alternative Pathway

**Children in Spark Programs: 1,115**

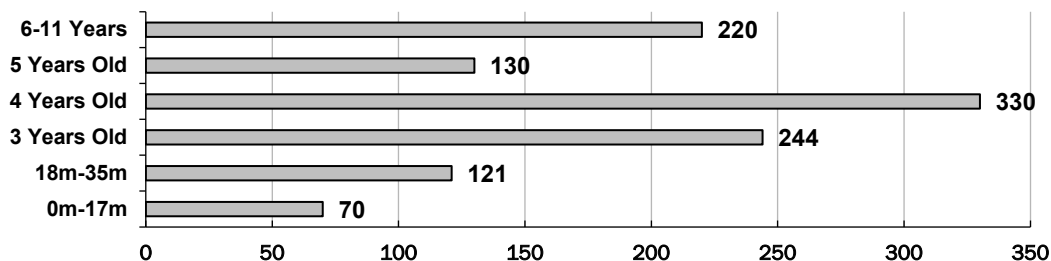
Children by Designation



Children by Program Type



Children by Age



Number of Children



Western Oregon  
UNIVERSITY

The Research Institute