



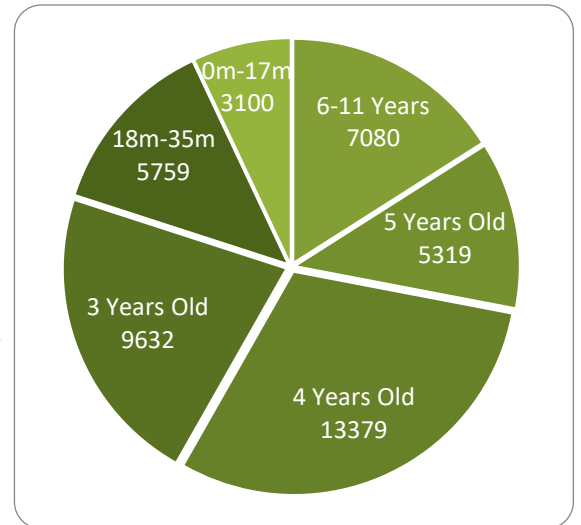
Data Facts

December 31, 2022
Oregonspark.org

Spark, Oregon's Quality Rating and Improvement System is a system designed to raise the quality and consistency of early learning programs across the state. Spark aligns with the national trend of QRISs that recognizes, rewards, and builds on the current quality of early learning. Spark provides a framework for program quality improvement while providing a tool that helps parents looking for quality early learning and care options.

Visit <http://www.oregonspark.org> for more information on requirements and standards.

There were 44,269 children in Early Learning & Development Programs (ELDPs) that had achieved a Commitment to Quality (C2Q) rating or above. Three in five (83%) of those children are in child care centers, 12% are in certified family child care, and 6% are in registered family child care. ELDPs that have attained a 3-, 4-, or 5-star rating provide service to 24,348 children. The age distribution of children in C2Q or star rated programs is highlighted in the figure. Head Start programs participating in the QRIS provide services to 13,342 children.



Total Children in Programs Participating in QRIS


44,269








This report reflects information gathered as of Dec 31, 2022.

For additional information please contact: 1-877-768-8290

Data Fact Archive

We have received 1960 portfolios. This includes 741 resubmissions for a higher rating. Of these 741 resubmissions, 740 have already been rescored, with 643 programs moving up in ratings.



	Number of Licensed Programs	Achieved Commitment to Quality (C2Q)	3	4	5
 CC	1,205	252	47	27	57
 CF	1,203	242	88	33	52
 RF	1,768	202	89	7	5
 HS	411	13	7	1	227
 PS	547	0	0	1	0
 AP	68	58	11	11	17
 Totals	4,655	767	242	79	358

CC = Certified Center; CF = Certified Family; RF = Registered Family; HS = Head Start; AP = Alternative Pathway
 Alternative Pathway (AP) indicates programs that are license exempt due to their association with school districts. These School Partner programs may have been licensed in

[Data Fact Archive](#)

This report reflects information gathered as of Dec 31, 2022.
 For additional information please contact: 1-877-768-8290

County Data Facts

All data as of December 31, 2022



Baker

County Spark Participation

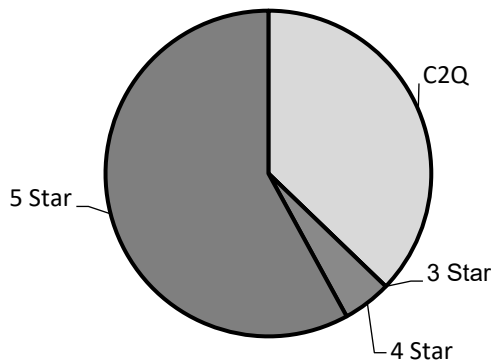
Star Rated Programs

	# Licensed	C2Q	3-Star	4-Star	5-Star
CC	4	2	0	1	0
CF	2	0	0	0	0
RF	15	4	0	0	0
HS	1	0	0	0	2
PS	6	0	0	0	0
AP	0	0	0	0	0
Totals	28	6	0	1	2

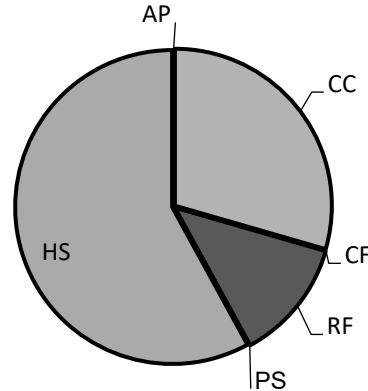
CC = Certified Center; CF = Certified Family; RF = Registered Family; RA = Recorded Agency; HS = Head Start; PS = Preschool Program; AP = Alternative Pathway

Children in Spark Programs: 207

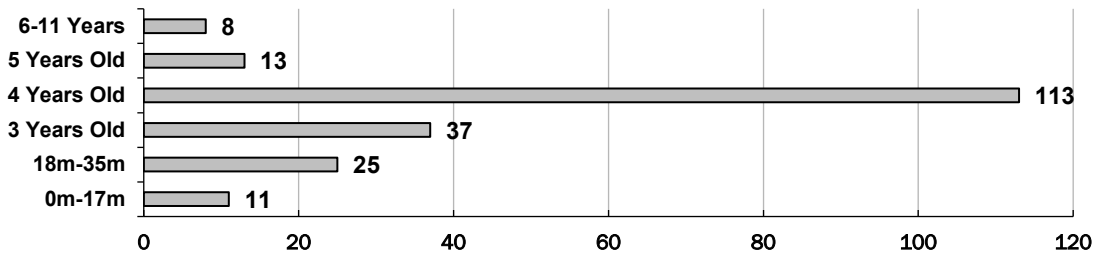
Children by Designation



Children by Program Type




Children by Age



Number of Children

County Data Facts

All data as of December 31, 2022



Benton

County Spark Participation

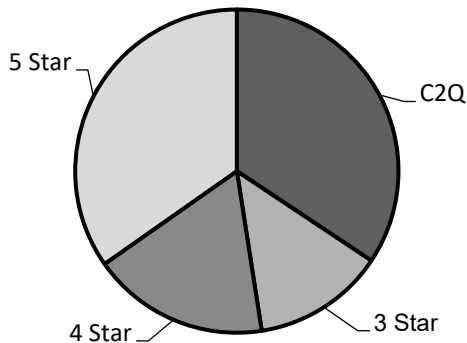
Star Rated Programs

	# Licensed	C2Q	3-Star	4-Star	5-Star
CC	30	8	1	2	5
CF	18	2	1	0	1
RF	19	2	1	2	0
HS	6	0	0	0	2
PS	11	0	0	0	0
AP	0	0	0	0	0
Totals	73	12	3	4	8

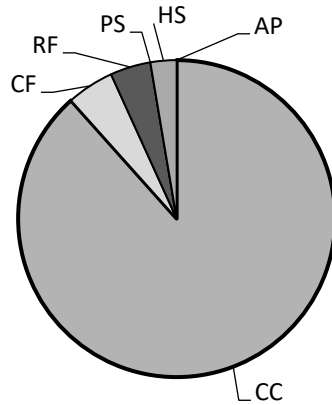
CC = Certified Center; CF = Certified Family; RF = Registered Family; RA = Recorded Agency; HS = Head Start; PS = Preschool Program; AP = Alternative Pathway

Children in Spark Programs: 1,016

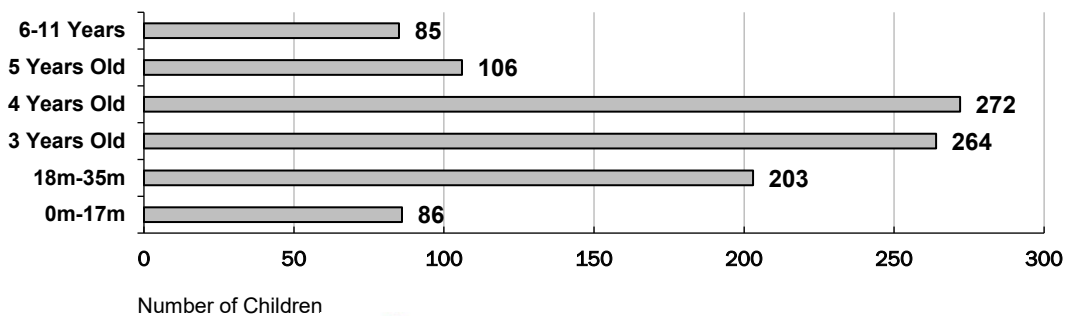
Children by Designation



Children by Program Type



Children by Age



County Data Facts

All data as of December 31, 2022



Clackamas

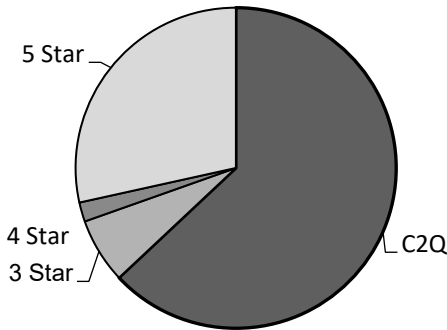
Star Rated Programs

	# Licensed	C2Q	3-Star	4-Star	5-Star
CC	30	23	1	1	3
CF	18	11	5	1	3
RF	19	9	4	1	0
HS	6	2	0	0	11
PS	66	0	0	0	0
AP	2	4	1	0	0
Totals	75	49	11	3	17

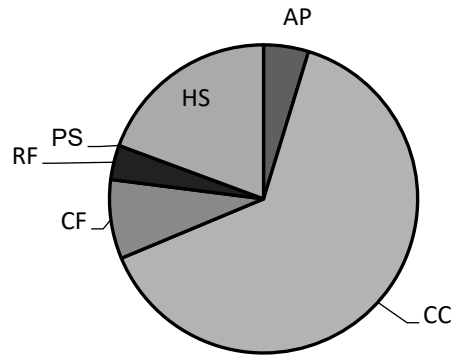
CC = Certified Center; CF = Certified Family; RF = Registered Family; RA = Recorded Agency; HS = Head Start; PS = Preschool Program; AP = Alternative Pathway

Children in Spark Programs: 3,176

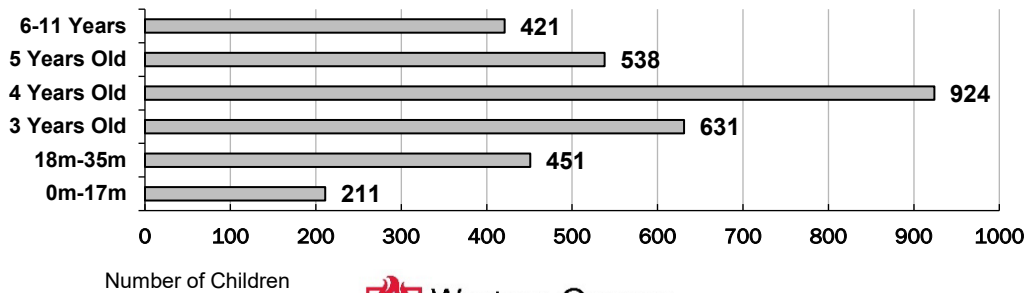
Children by Designation



Children by Program Type



Children by Age



The Research Institute

County Data Facts

All data as of December 31, 2022



Clatsop

County Spark Participation

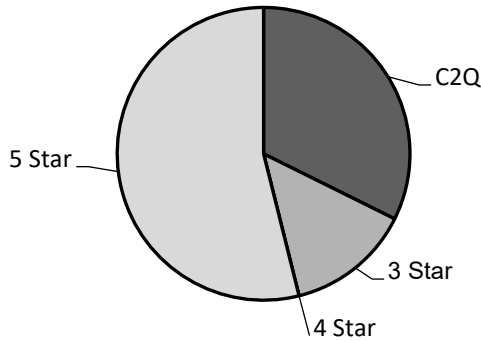
Star Rated Programs

	# Licensed	C2Q	3-Star	4-Star	5-Star
CC	14	0	1	0	0
CF	3	1	0	0	0
RF	11	2	1	0	0
HS	3	0	0	0	3
PS	5	0	0	0	0
AP	0	3	0	0	1
Totals	31	6	2	0	4

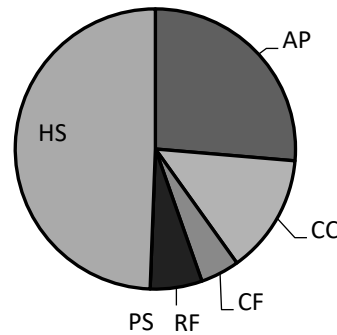
CC = Certified Center; CF = Certified Family; RF = Registered Family; RA = Recorded Agency; HS = Head Start; PS = Preschool Program; AP = Alternative Pathway

Children in Spark Programs: 334

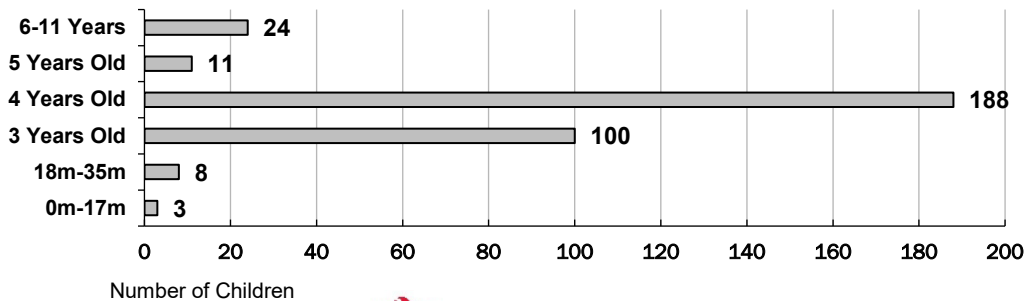
Children by Designation



Children by Program Type




Children by Age



County Data Facts

All data as of December 31, 2022



Columbia

County Spark Participation

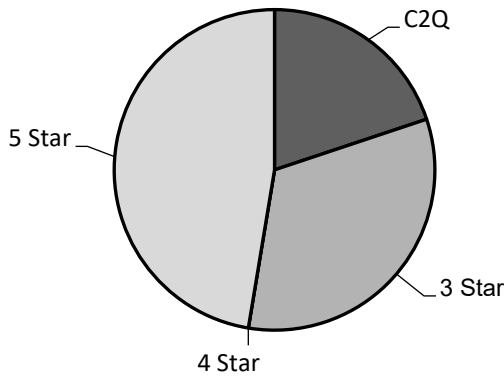
Star Rated Programs

	# Licensed	C2Q	3-Star	4-Star	5-Star
CC	8	2	2	0	1
CF	7	1	2	0	0
RF	19	2	1	0	0
HS	9	0	0	0	4
PS	11	0	0	0	0
AP	3	2	0	0	3
Totals	46	7	5	0	8

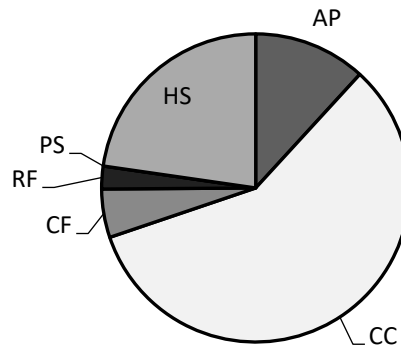
CC = Certified Center; CF = Certified Family; RF = Registered Family; RA = Recorded Agency; HS = Head Start; PS = Preschool Program; AP = Alternative Pathway

Children in Spark Programs: 669

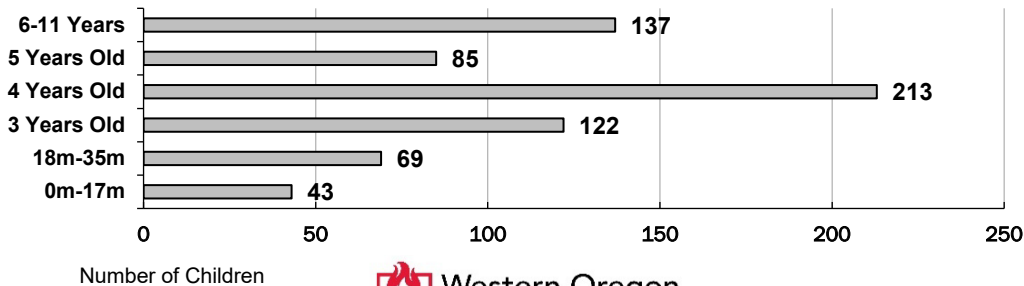
Children by Designation



Children by Program Type




Children by Age



County Data Facts

All data as of December 31, 2022



Coos

County Spark Participation

Star Rated Programs

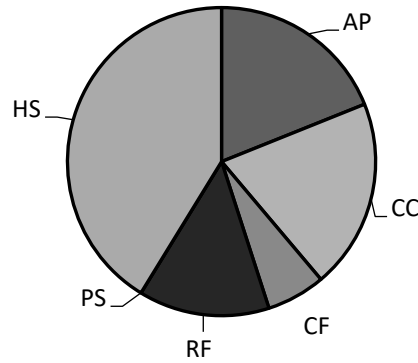
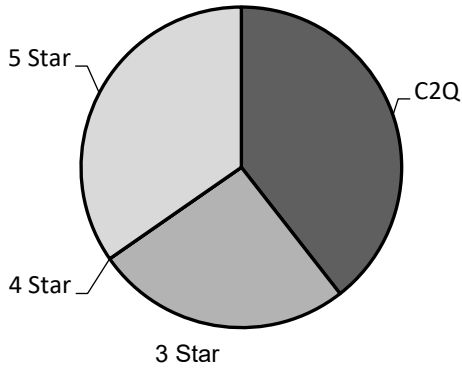
	# Licensed	C2Q	3-Star	4-Star	5-Star
CC	9	2	1	0	0
CF	7	0	3	0	0
RF	37	4	3	0	0
HS	8	0	1	0	6
PS	6	0	0	0	0
AP	2	2	0	0	0
Totals	63	8	8	0	6

CC = Certified Center; CF = Certified Family; RF = Registered Family; RA = Recorded Agency; HS = Head Start; PS = Preschool Program; AP = Alternative Pathway

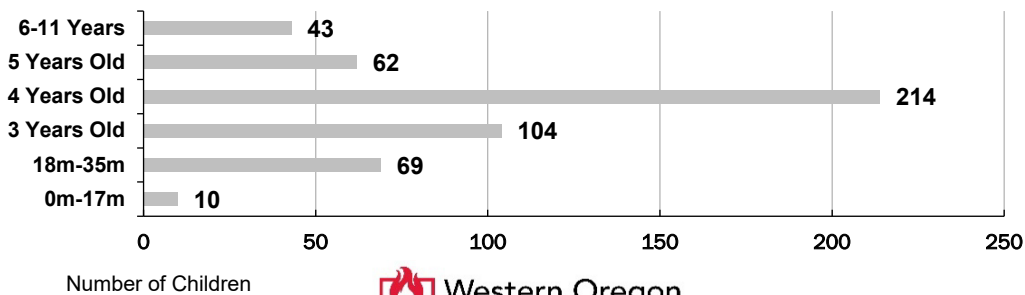
Children in Spark Programs: 502

Children by Designation

Children by Program Type



Children by Age



County Data Facts

All data as of December 31, 2022



Crook

County Spark Participation

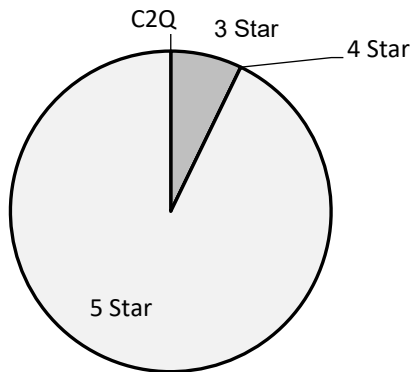
Star Rated Programs

	# Licensed	C2Q	3-Star	4-Star	5-Star
CC	6	0	0	0	1
CF	3	0	0	0	0
RF	7	0	1	0	0
HS	2	0	0	0	2
PS	4	0	0	0	0
AP	0	0	0	0	0
Totals	18	0	1	0	3

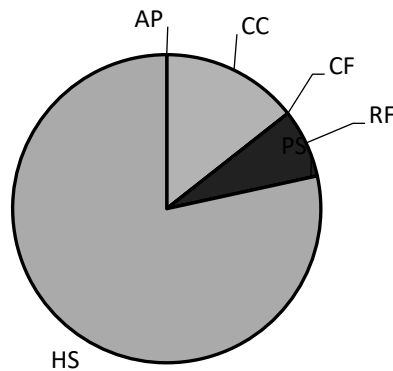
CC = Certified Center; CF = Certified Family; RF = Registered Family; RA = Recorded Agency; HS = Head Start; PS = Preschool Program; AP = Alternative Pathway

Children in Spark Programs: 139

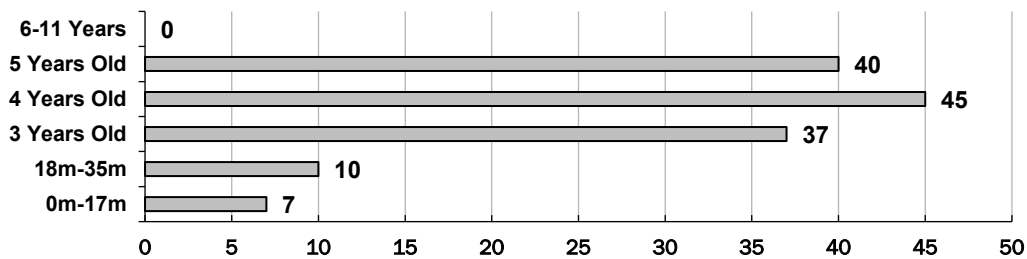
Children by Designation



Children by Program Type



Children by Age



Number of Children



County Data Facts

All data as of December 31, 2022



Curry

County Spark Participation

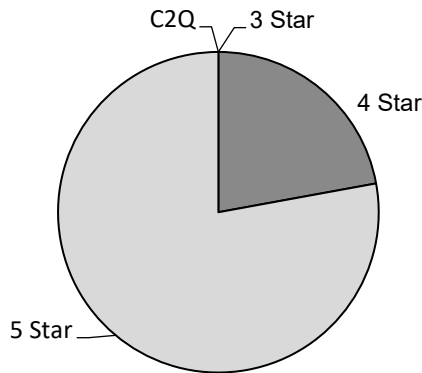
Star Rated Programs

	# Licensed	C2Q	3-Star	4-Star	5-Star
CC	4	0	0	0	0
CF	3	0	0	1	0
RF	4	0	0	0	0
HS	3	0	0	0	4
PS	1	0	0	0	0
AP	0	0	0	0	0
Totals	14	0	0	1	4

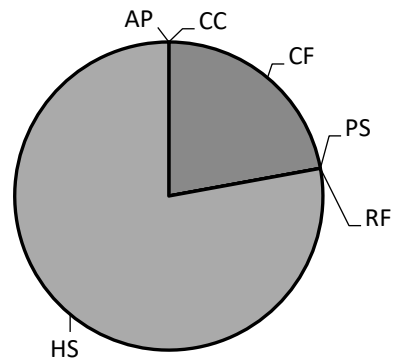
CC = Certified Center; CF = Certified Family; RF = Registered Family; RA = Recorded Agency; HS = Head Start; PS = Preschool Program; AP = Alternative Pathway

Children in Spark Programs: 113

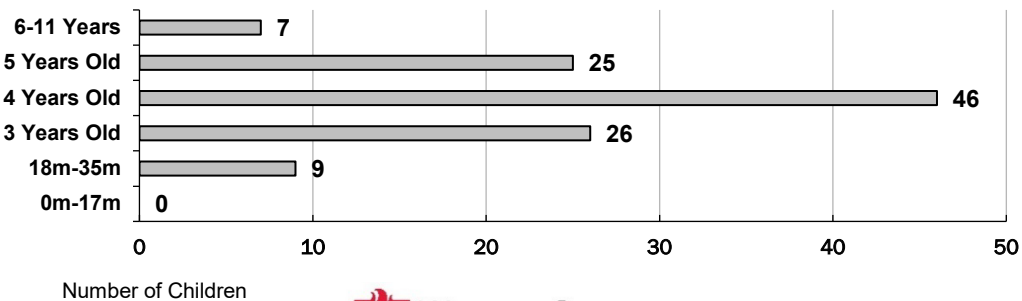
Children by Designation



Children by Program Type




Children by Age



County Data Facts

All data as of December 31, 2022



Deschutes

County Spark Participation

Star Rated Programs

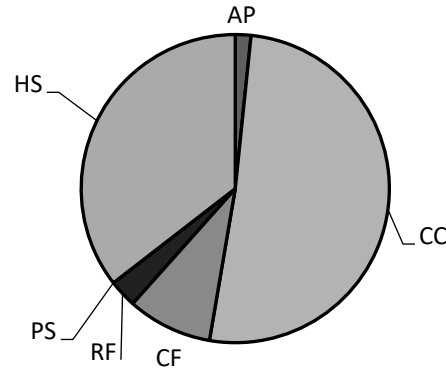
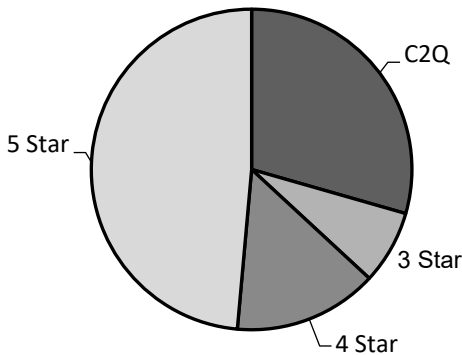
	# Licensed	C2Q	3-Star	4-Star	5-Star
CC	81	8	2	5	8
CF	64	10	2	1	0
RF	65	4	4	0	0
HS	11	0	0	0	8
PS	30	0	0	0	0
AP	2	1	1	0	0
Totals	223	23	9	6	16

CC = Certified Center; CF = Certified Family; RF = Registered Family; RA = Recorded Agency; HS = Head Start; PS = Preschool Program; AP = Alternative Pathway

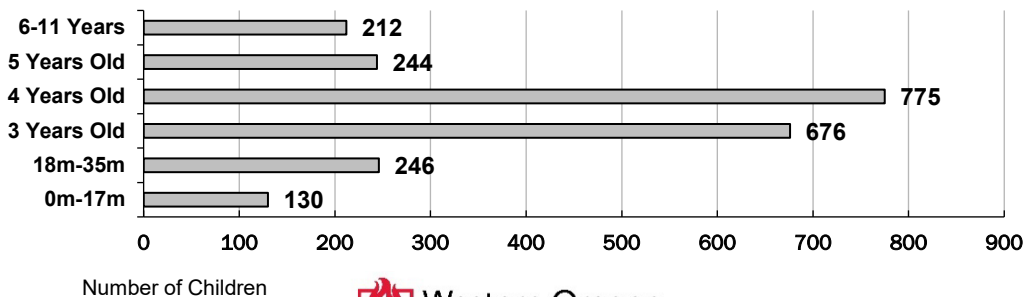
Children in Spark Programs: 2,255

Children by Designation

Children by Program Type



Children by Age



County Data Facts

All data as of December 31, 2022



Douglas

County Spark Participation

Star Rated Programs

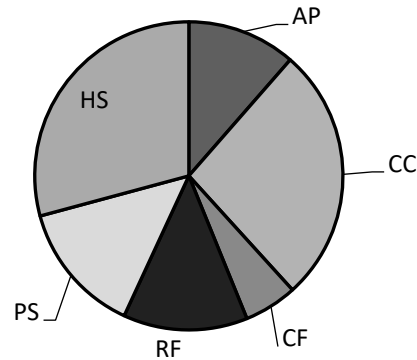
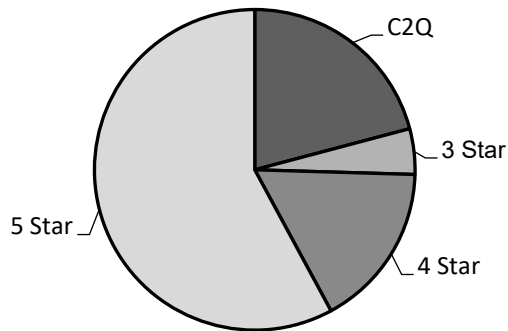
	# Licensed	C2Q	3-Star	4-Star	5-Star
CC	17	3	1	0	3
CF	8	2	0	0	2
RF	48	6	1	0	2
HS	9	0	0	0	6
PS	10	0	0	1	0
AP	1	1	1	1	3
Totals	83	12	3	1	16

CC = Certified Center; CF = Certified Family; RF = Registered Family; RA = Recorded Agency; HS = Head Start; PS = Preschool Program; AP = Alternative Pathway

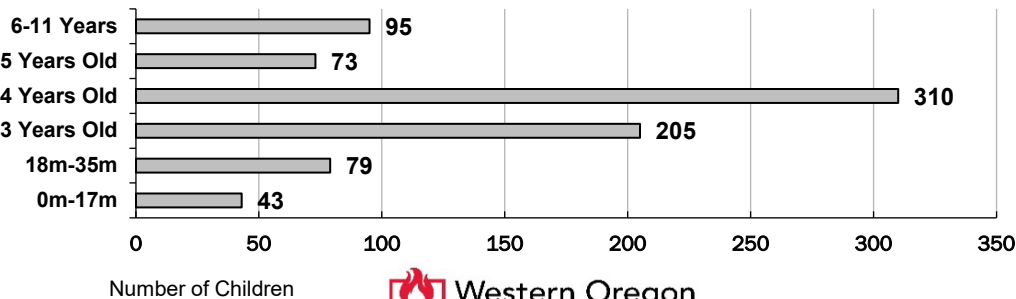
Children in Spark Programs: 805

Children by Designation

Children by Program Type



Children by Age



Western Oregon
UNIVERSITY

The Research Institute

County Data Facts

All data as of December 31, 2022



Gilliam

County Spark Participation

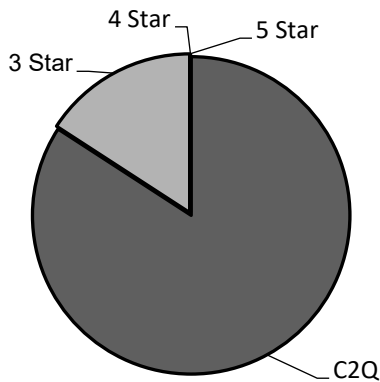
Star Rated Programs

	# Licensed	C2Q	3-Star	4-Star	5-Star
CC	0	0	0	0	0
CF	1	0	1	0	0
RF	0	0	0	0	0
HS	2	1	0	0	0
PS	0	0	0	0	0
AP	0	0	0	0	0
Totals	3	1	1	0	0

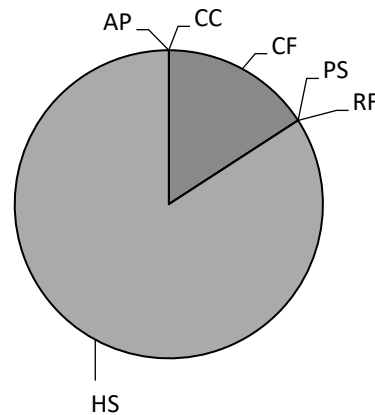
CC = Certified Center; CF = Certified Family; RF = Registered Family; RA = Recorded Agency; HS = Head Start; PS = Preschool Program; AP = Alternative Pathway

Children in Spark Programs: 101

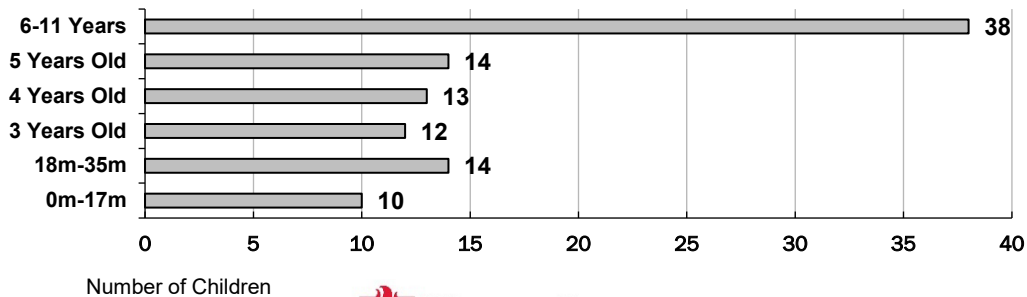
Children by Designation



Children by Program Type



Children by Age



County Data Facts

All data as of December 31, 2022



Grant

County Spark Participation

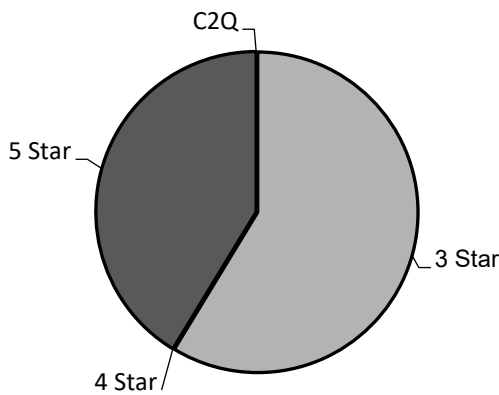
Star Rated Programs

	# Licensed	C2Q	3-Star	4-Star	5-Star
CC	1	0	1	0	0
CF	2	0	0	0	0
RF	0	0	0	0	0
HS	1	0	0	0	1
PS	1	0	0	0	0
AP	0	0	0	0	0
Totals	4	0	1	0	1

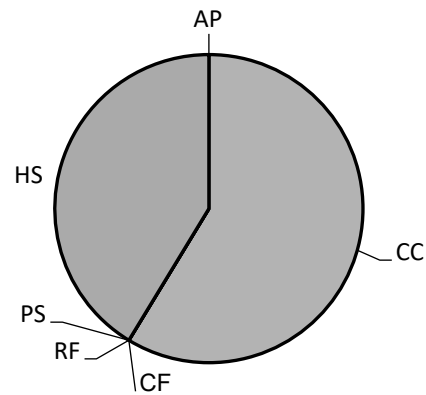
CC = Certified Center; CF = Certified Family; RF = Registered Family; RA = Recorded Agency; HS = Head Start; PS = Preschool Program; AP = Alternative Pathway

Children in Spark Programs: 46

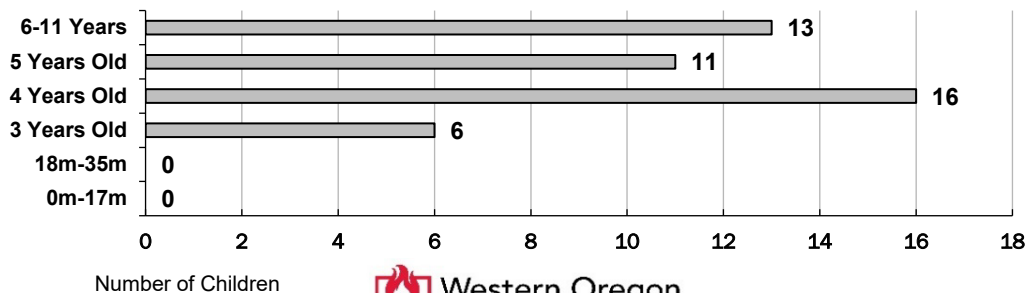
Children by Designation



Children by Program Type



Children by Age



The Research Institute

County Data Facts

All data as of December 31, 2022



Harney

County Spark Participation

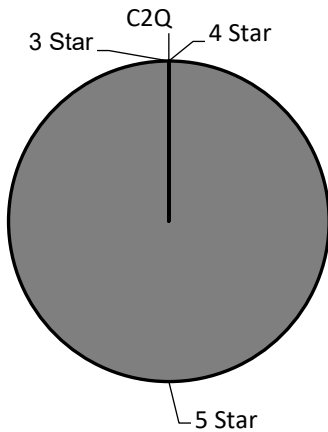
Star Rated Programs

	# Licensed	C2Q	3-Star	4-Star	5-Star
CC	1	0	0	0	0
CF	2	0	0	0	0
RF	2	0	0	0	0
HS	1	0	0	0	1
PS	1	0	0	0	0
AP	0	0	0	0	0
Totals	6	0	0	0	1

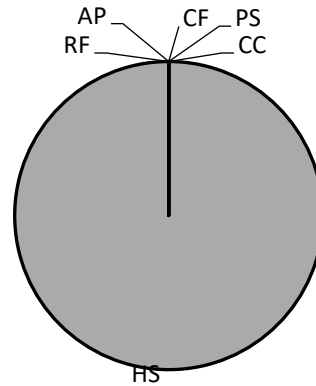
CC = Certified Center; CF = Certified Family; RF = Registered Family; RA = Recorded Agency; HS = Head Start; PS = Preschool Program; AP = Alternative Pathway

Children in Spark Programs: 80

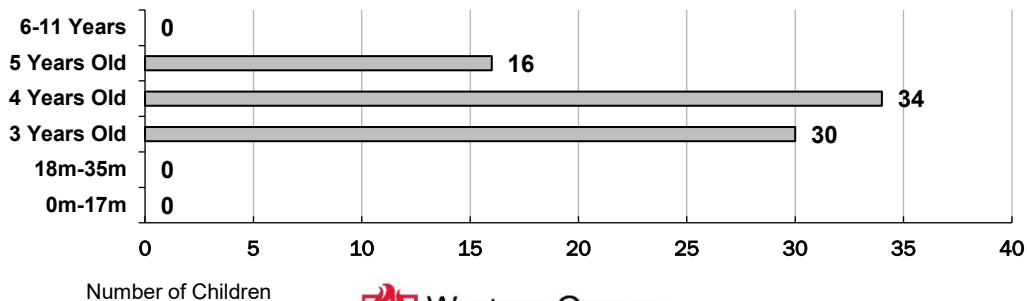
Children by Designation



Children by Program Type




Children by Age



County Data Facts

All data as of December 31, 2022



Hood River

County Spark Participation

Star Rated Programs

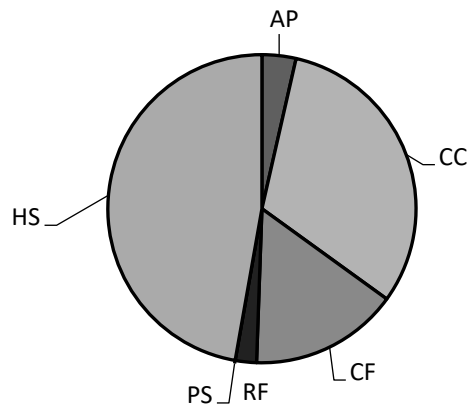
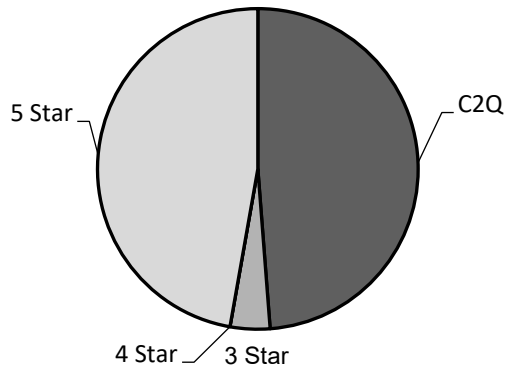
	# Licensed	C2Q	3-Star	4-Star	5-Star
CC	17	4	0	0	0
CF	11	3	0	0	0
RF	19	1	1	0	0
HS	8	0	0	0	8
PS	3	0	0	0	0
AP	1	0	1	0	0
Totals	56	8	2	0	8

CC = Certified Center; CF = Certified Family; RF = Registered Family; RA = Recorded Agency; HS = Head Start; PS = Preschool Program; AP = Alternative Pathway

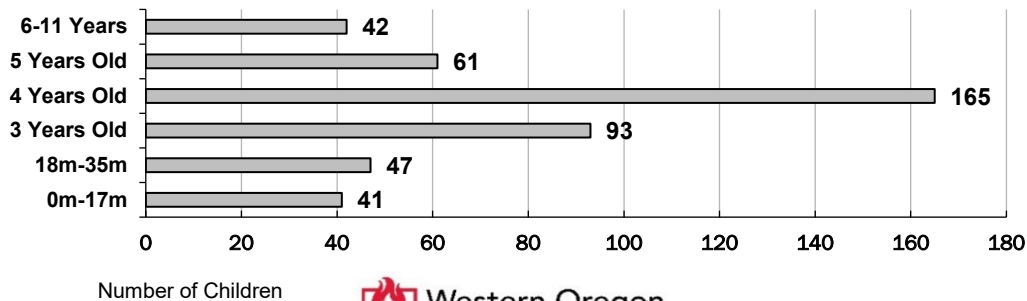
Children in Spark Programs: 449

Children by Designation

Children by Program Type



Children by Age



County Data Facts

All data as of December 31, 2022



Jackson

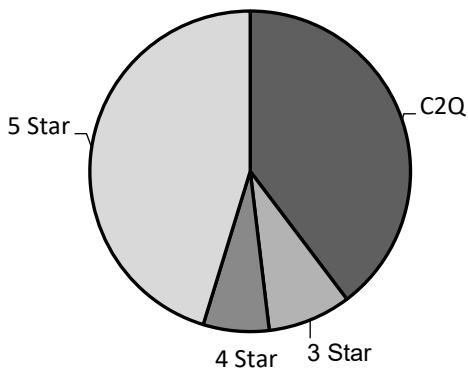
Star Rated Programs

	# Licensed	C2Q	3-Star	4-Star	5-Star
CC	53	7	2	2	2
CF	70	10	8	3	1
RF	98	10	8	0	0
HS	19	1	0	0	15
PS	34	0	0	0	0
AP	1	1	0	0	0
Totals	241	29	18	5	18

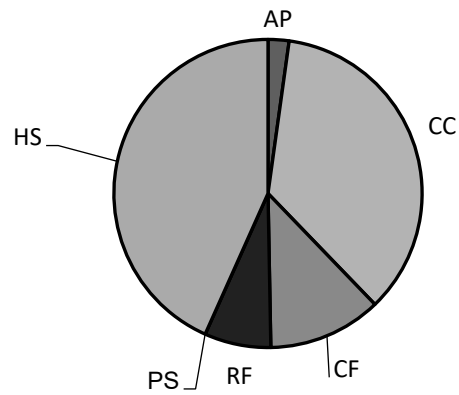
CC = Certified Center; CF = Certified Family; RF = Registered Family; RA = Recorded Agency; HS = Head Start; PS = Preschool Program; AP = Alternative Pathway

Children in Spark Programs: 2,048

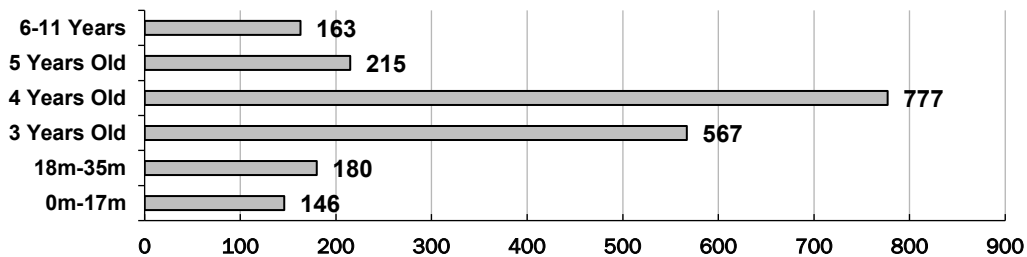
Children by Designation



Children by Program Type



Children by Age



Number of Children



County Data Facts

All data as of December 31, 2022



Jefferson

County Spark Participation

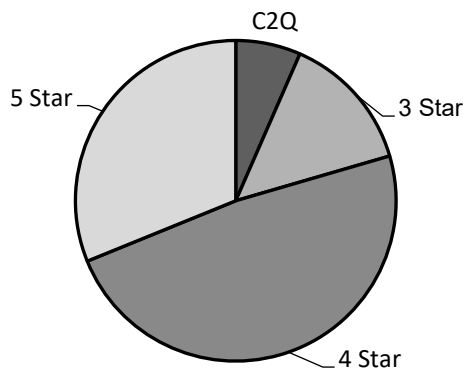
Star Rated Programs

	# Licensed	C2Q	3-Star	4-Star	5-Star
CC	2	0	2	0	0
CF	2	1	0	0	0
RF	10	1	0	0	0
HS	7	0	0	1	1
PS	4	0	0	0	0
AP	1	0	0	0	0
Totals	22	2	2	1	1

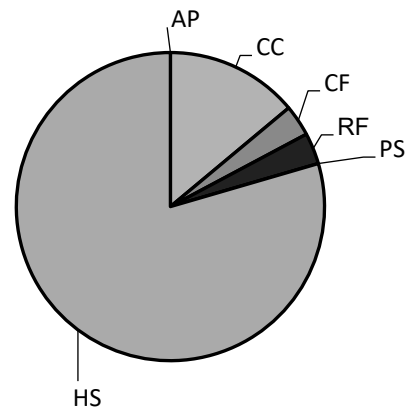
CC = Certified Center; CF = Certified Family; RF = Registered Family; RA = Recorded Agency; HS = Head Start; PS = Preschool Program; AP = Alternative Pathway

Children in Spark Programs: 244

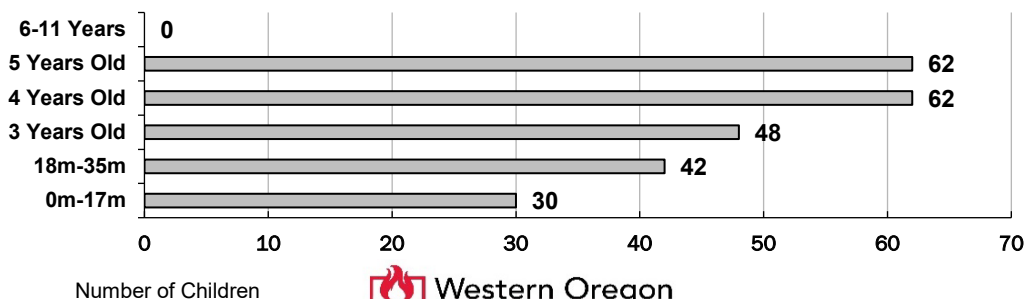
Children by Designation



Children by Program Type



Children by Age



County Data Facts

All data as of December 31, 2022



Josephine

County Spark Participation

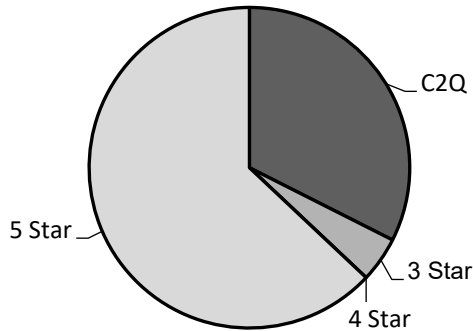
Star Rated Programs

	# Licensed	C2Q	3-Star	4-Star	5-Star
CC	32	7	0	0	1
CF	16	3	3	0	1
RF	20	2	1	0	0
HS	10	0	0	0	9
PS	13	0	0	0	0
AP	1	0	0	0	1
Totals	79	12	4	0	12

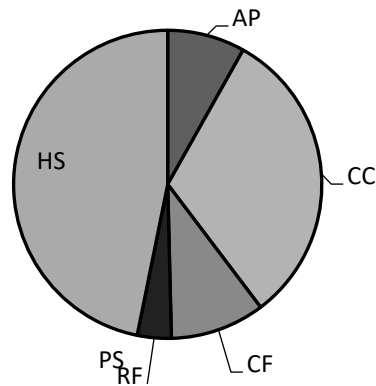
CC = Certified Center; CF = Certified Family; RF = Registered Family; RA = Recorded Agency; HS = Head Start; PS = Preschool Program; AP = Alternative Pathway

Children in Spark Programs: 786

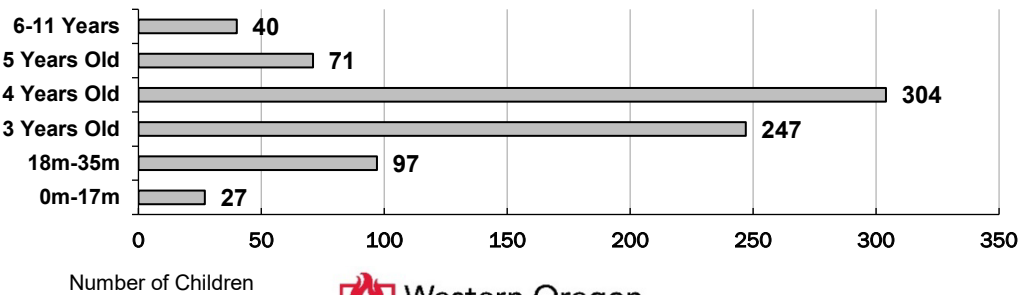
Children by Designation



Children by Program Type



Children by Age



County Data Facts

All data as of December 31, 2022



Klamath

County Spark Participation

Star Rated Programs

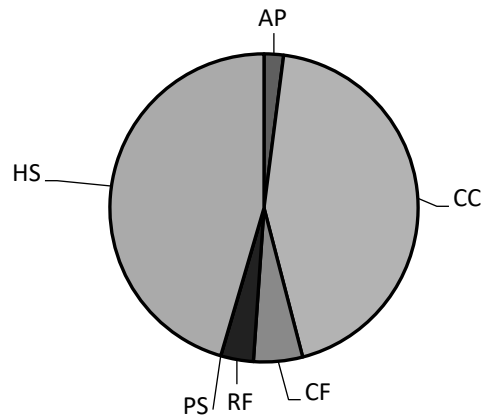
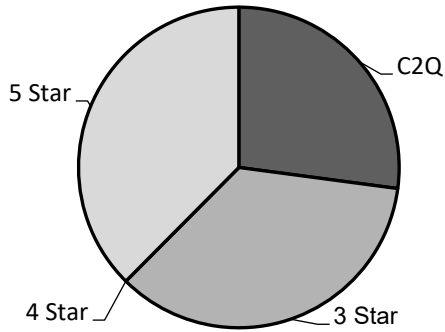
	# Licensed	C2Q	3-Star	4-Star	5-Star
CC	9	3	1	0	1
CF	7	2	2	0	1
RF	20	6	2	0	0
HS	10	1	1	0	6
PS	6	0	0	0	0
AP	2	3	0	0	0
Totals	48	15	6	0	8

CC = Certified Center; CF = Certified Family; RF = Registered Family; RA = Recorded Agency; HS = Head Start; PS = Preschool Program; AP = Alternative Pathway

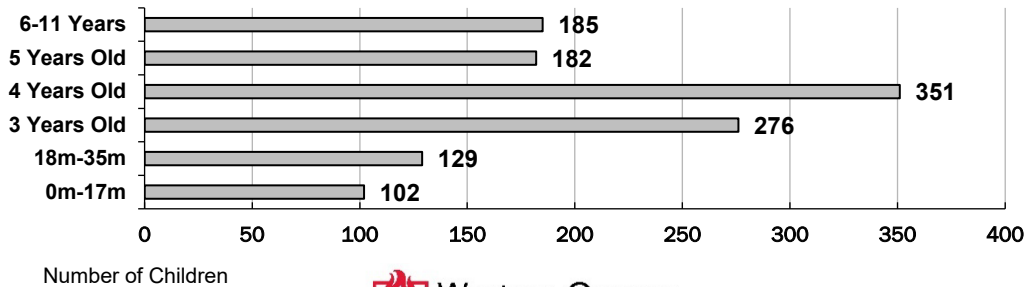
Children in Spark Programs: 1,225

Children by Designation

Children by Program Type



Children by Age



Western Oregon
UNIVERSITY
The Research Institute

County Data Facts

All data as of December 31, 2022



Lake

County Spark Participation

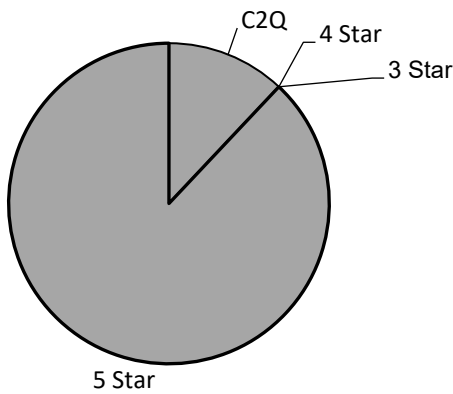
Star Rated Programs

	# Licensed	C2Q	3-Star	4-Star	5-Star
CC	0	0	0	0	0
CF	0	0	0	0	0
RF	0	0	0	0	0
HS	1	0	0	0	1
PS	1	0	0	0	0
AP	0	1	0	0	0
Totals	1	1	0	0	1

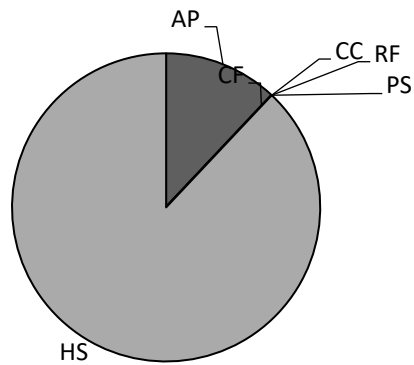
CC = Certified Center; CF = Certified Family; RF = Registered Family; RA = Recorded Agency; HS = Head Start; PS = Preschool Program; AP = Alternative Pathway

Children in Spark Programs: 183

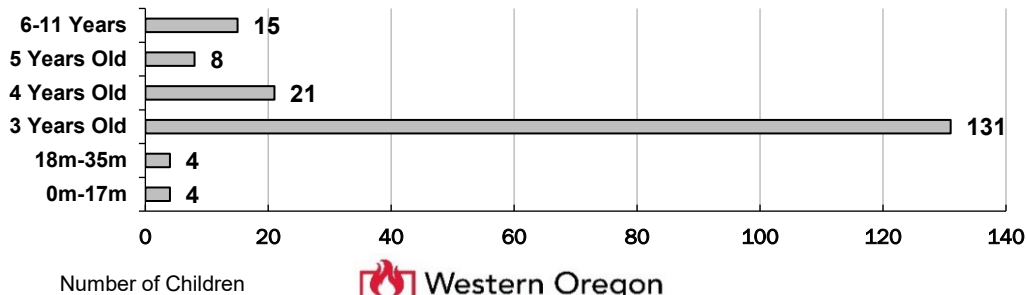
Children by Designation



Children by Program Type



Children by Age




Number of Children



County Data Facts

All data as of December 31, 2022



Lane

County Spark Participation

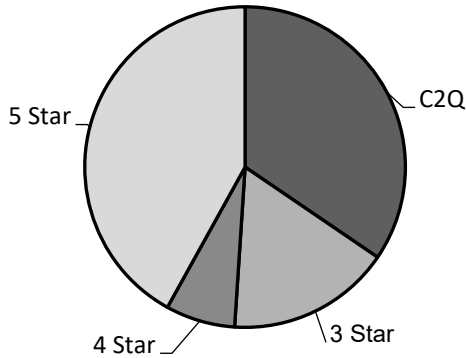
Star Rated Programs

	# Licensed	C2Q	3-Star	4-Star	5-Star
CC	100	19	9	1	12
CF	99	12	10	8	5
RF	137	3	6	0	1
HS	25	0	0	0	18
PS	46	0	0	0	0
AP	9	4	1	4	1
Totals	370	38	26	13	37

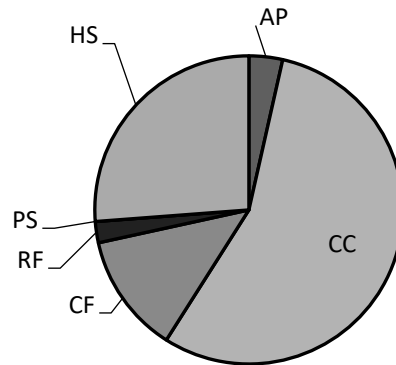
CC = Certified Center; CF = Certified Family; RF = Registered Family; RA = Recorded Agency; HS = Head Start; PS = Preschool Program; AP = Alternative Pathway

Children in Spark Programs: 3,683

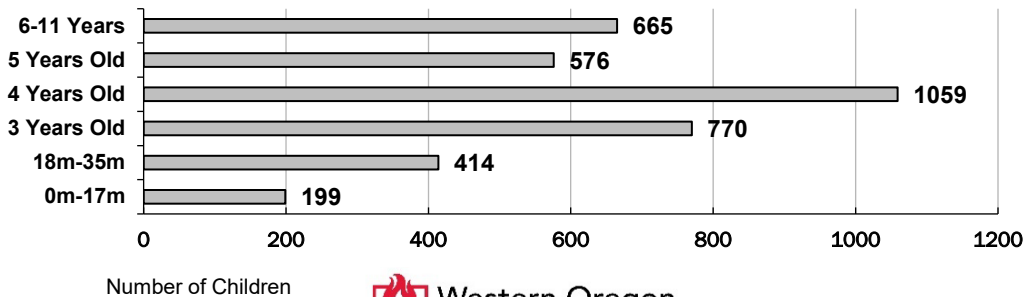
Children by Designation



Children by Program Type



Children by Age



County Data Facts

All data as of December 31, 2022



Lincoln

County Spark Participation

Star Rated Programs

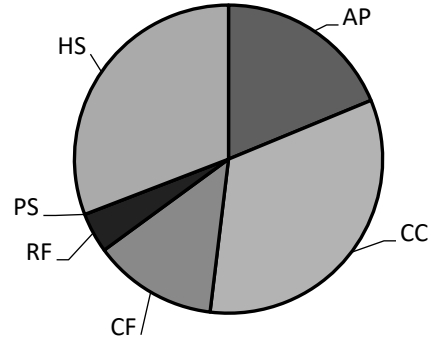
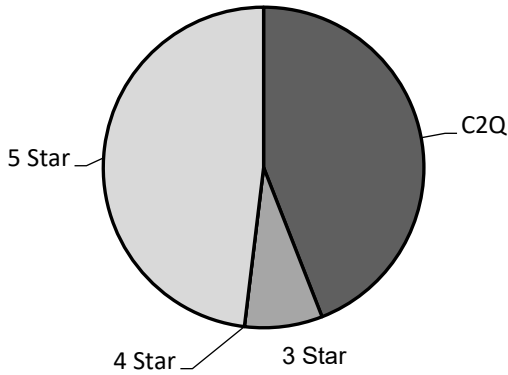
	# Licensed	C2Q	3-Star	4-Star	5-Star
CC	10	2	0	0	1
CF	6	3	1	0	0
RF	11	0	2	0	0
HS	6	0	0	0	3
PS	5	0	0	0	0
AP	4	5	0	0	0
Totals	33	5	3	0	4

CC = Certified Center; CF = Certified Family; RF = Registered Family; RA = Recorded Agency; HS = Head Start; PS = Preschool Program; AP = Alternative Pathway

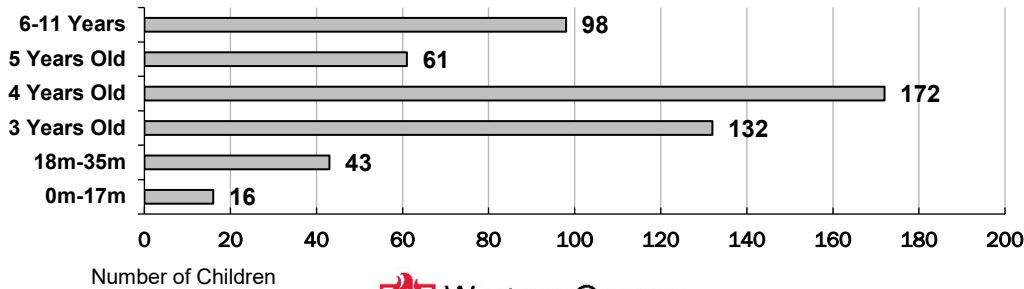
Children in Spark Programs: 522

Children by Designation

Children by Program Type



Children by Age



County Data Facts

All data as of December 31, 2022



Linn

County Spark Participation

Star Rated Programs

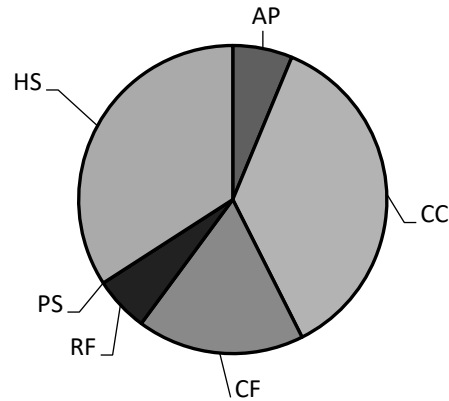
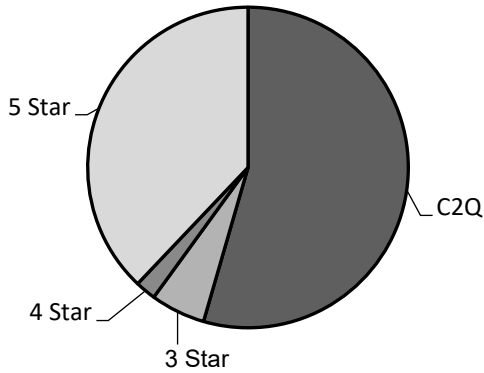
	# Licensed	C2Q	3-Star	4-Star	5-Star
CC	20	6	1	0	1
CF	21	7	1	0	0
RF	55	4	3	0	0
HS	7	0	0	0	3
PS	16	0	0	0	0
AP	1	2	0	2	0
Totals	104	19	5	2	4

CC = Certified Center; CF = Certified Family; RF = Registered Family; RA = Recorded Agency; HS = Head Start; PS = Preschool Program; AP = Alternative Pathway


Children in Spark Programs: 815

Children by Designation

Children by Program Type



Children by Age



County Data Facts

All data as of December 31, 2022



Malheur

County Spark Participation

Star Rated Programs

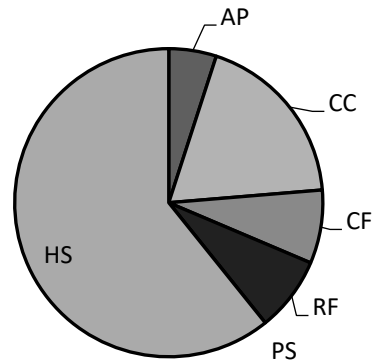
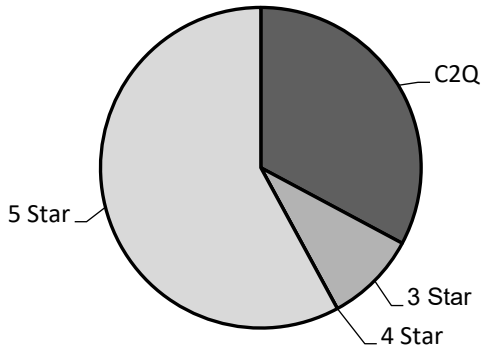
	# Licensed	C2Q	3-Star	4-Star	5-Star
CC	6	4	0	0	0
CF	6	2	2	0	0
RF	13	3	4	0	0
HS	9	1	0	0	5
PS	4	0	0	0	0
AP	0	2	0	0	0
Totals	34	12	6	0	5

CC = Certified Center; CF = Certified Family; RF = Registered Family; RA = Recorded Agency; HS = Head Start; PS = Preschool Program; AP = Alternative Pathway

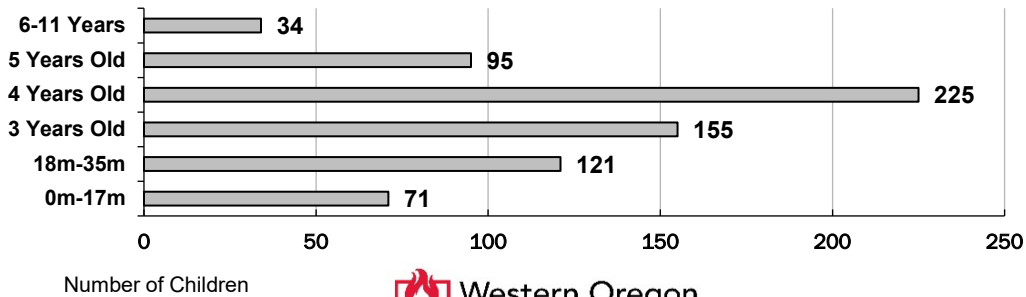
Children in Spark Programs: 701

Children by Designation

Children by Program Type



Children by Age



County Data Facts

All data as of December 31, 2022



Marion

County Spark Participation

Star Rated Programs

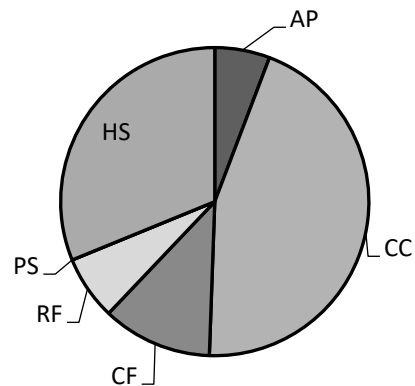
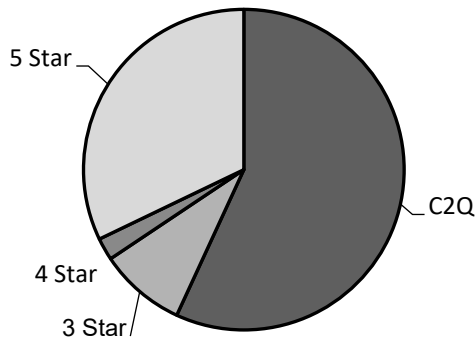
	# Licensed	C2Q	3-Star	4-Star	5-Star
CC	95	32	2	2	1
CF	101	9	9	4	11
RF	191	21	8	0	1
RA	46	2	1	0	18
PS	35	0	0	0	0
AP	8	5	1	0	3
Totals	441	69	21	6	34

CC = Certified Center; CF = Certified Family; RF = Registered Family; RA = Recorded Agency; HS = Head Start; PS = Preschool Program; AP = Alternative Pathway

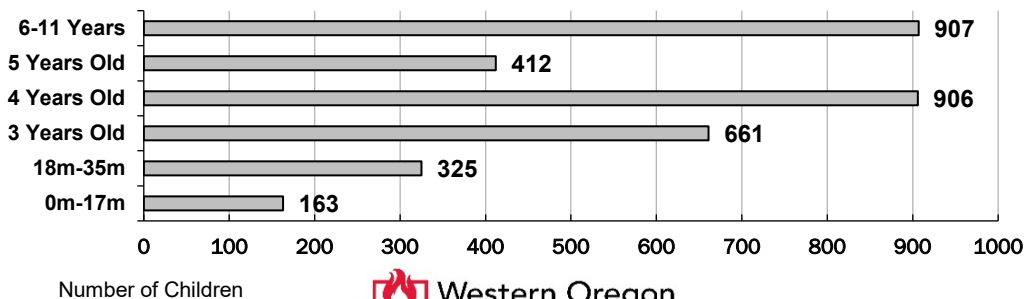
Children in Spark Programs: 3,374

Children by Designation

Children by Program Type



Children by Age



County Data Facts

All data as of December 31, 2022



Morrow

County Spark Participation

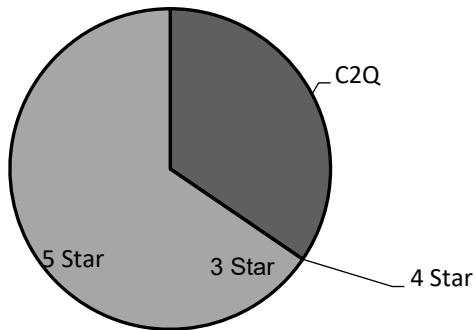
Star Rated Programs

	# Licensed	C2Q	3-Star	4-Star	5-Star
CC	6	1	0	0	0
CF	0	0	0	0	0
RF	1	0	0	0	0
HS	4	0	0	0	2
PS	3	0	0	0	0
AP	1	0	0	0	0
Totals	12	1	0	0	2

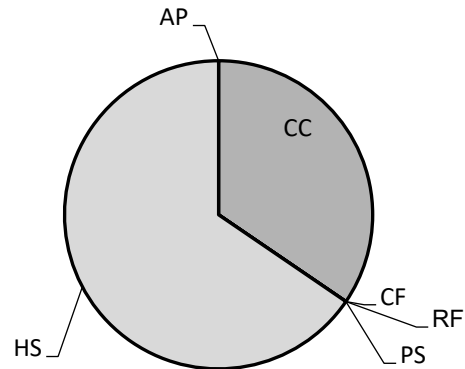
CC = Certified Center; CF = Certified Family; RF = Registered Family; RA = Recorded Agency; HS = Head Start; PS = Preschool Program; AP = Alternative Pathway

Children in Spark Programs: 168


Children by Designation



Children by Program Type




Children by Age



County Data Facts

All data as of October 01, 2022



143

Multnomah

County Spark Participation

Star Rated Programs

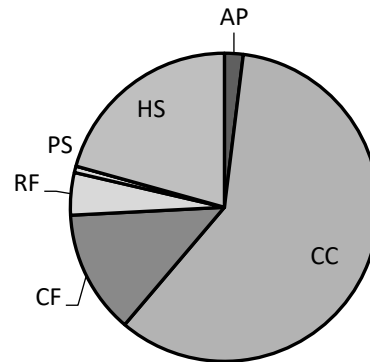
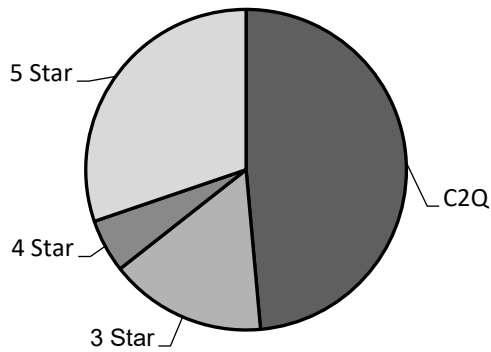
	# Licensed	C2Q	3-Star	4-Star	5-Star
CC	342	65	16	7	11
CF	338	68	16	5	15
RF	540	37	24	0	0
RA	49	2	0	0	1
HS	113	1	2	0	43
PS	98	0	0	0	0
AP	8	2	2	1	1
Totals	1,341	173	60	13	70

CC = Certified Center; CF = Certified Family; RF = Registered Family; RA = Recorded Agency; HS = Head Start; PS = Preschool Program; AP = Alternative Pathway

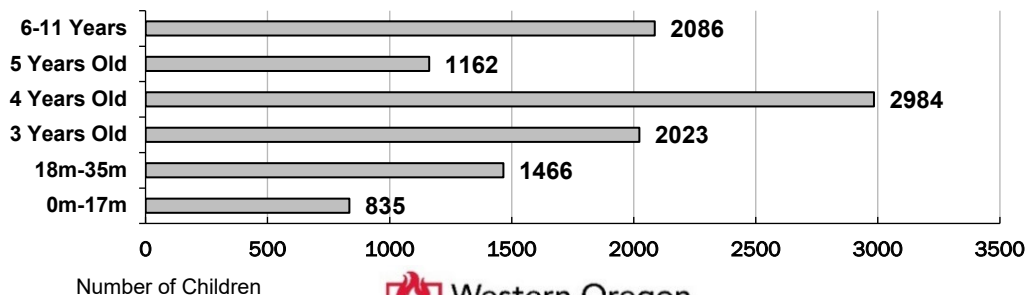
Children in Spark Programs: 10,556

Children by Designation

Children by Program Type




Children by Age



County Data Facts

All data as of December 31, 2022



Polk

County Spark Participation

Star Rated Programs

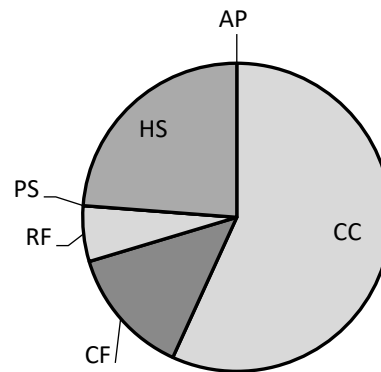
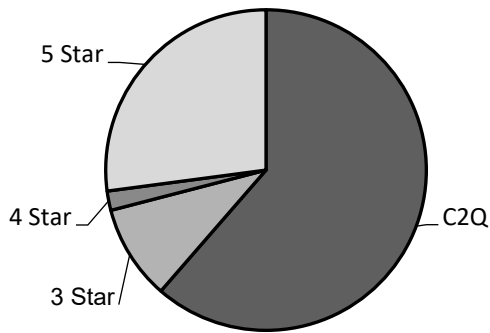
	# Licensed	C2Q	3-Star	4-Star	5-Star
CC	22	9	1	0	2
CF	30	8	3	1	1
RF	40	6	2	1	0
HS	10	0	1	0	4
PS	10	0	0	0	0
AP	0	0	0	0	0
Totals	102	23	7	2	7

CC = Certified Center; CF = Certified Family; RF = Registered Family; RA = Recorded Agency; HS = Head Start; PS = Preschool Program; AP = Alternative Pathway

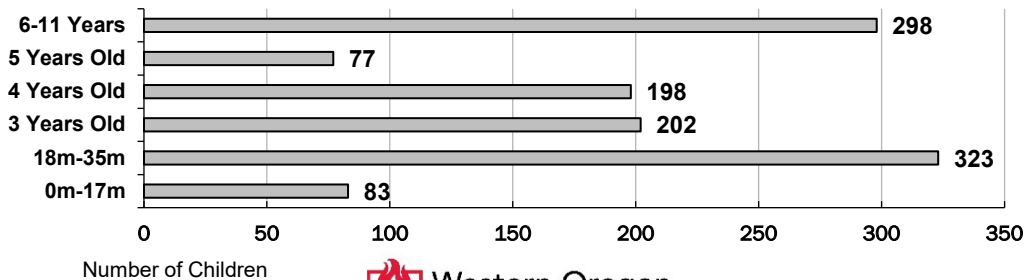
Children in Spark Programs: 1,181

Children by Designation

Children by Program Type



Children by Age



County Data Facts

All data as of December 31, 2022



Sherman

County Spark Participation

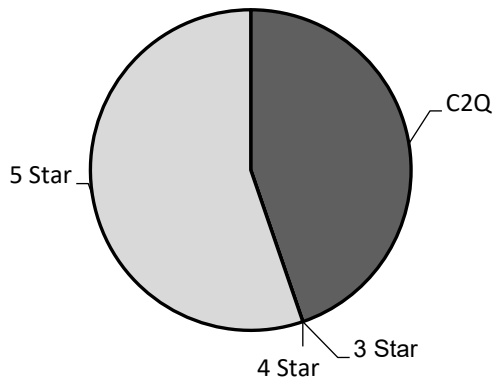
Star Rated Programs

	# Licensed	C2Q	3-Star	4-Star	5-Star
CC	0	0	0	0	1
CF	3	1	0	0	0
RF	0	0	0	0	0
HS	1	0	0	0	0
PS	0	0	0	0	0
AP	0	0	0	0	0
Totals	4	1	0	0	1

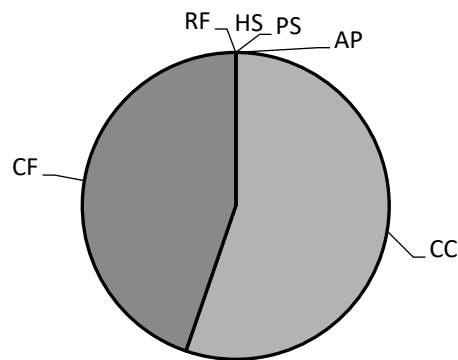
CC = Certified Center; CF = Certified Family; RF = Registered Family; RA = Recorded Agency; HS = Head Start; PS = Preschool Program; AP = Alternative Pathway

Children in Spark Programs: 38

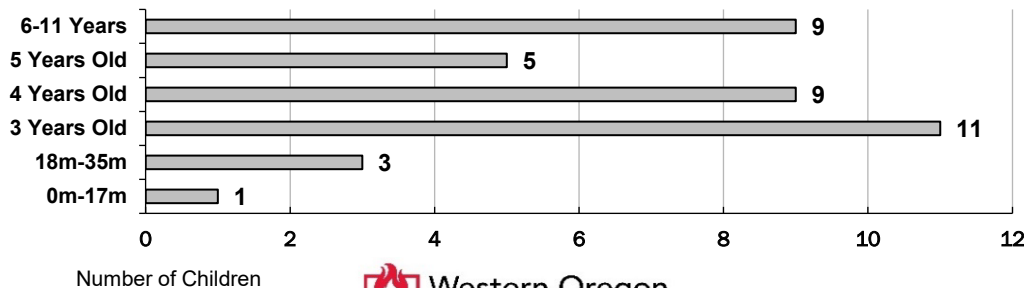
Children by Designation



Children by Program Type



Children by Age



County Data Facts

All data as of December 31, 2022



Tillamook

County Spark Participation

Star Rated Programs

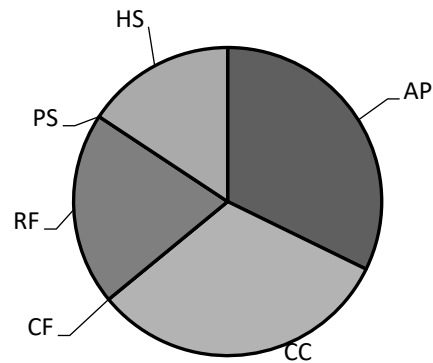
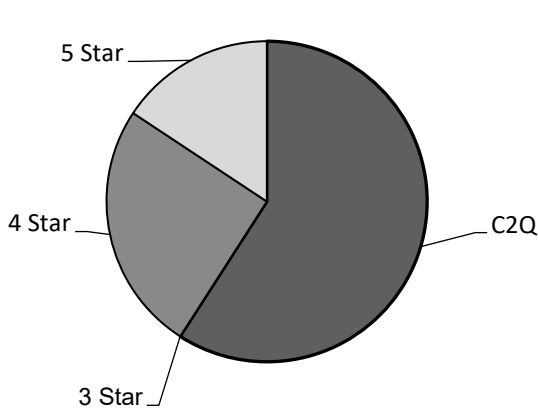
	# Licensed	C2Q	3-Star	4-Star	5-Star
CC	4	1	0	1	0
CF	2	0	0	0	0
RF	6	4	0	0	0
HS	3	0	0	0	1
PS	10	0	0	0	0
AP	2	3	0	1	0
Totals	17	8	0	2	1

CC = Certified Center; CF = Certified Family; RF = Registered Family; RA = Recorded Agency; HS = Head Start; PS = Preschool Program; AP = Alternative Pathway

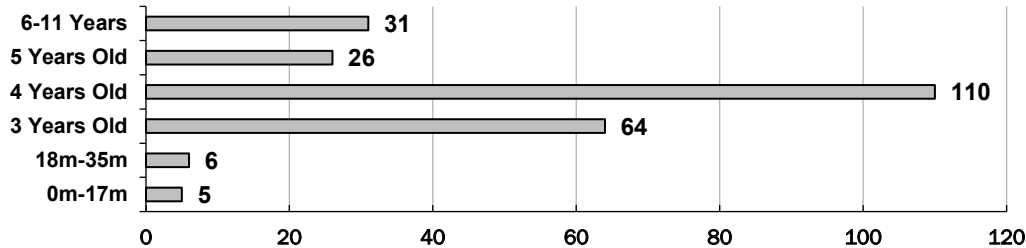
Children in Spark Programs: 242

Children by Designation

Children by Program Type



Children by Age



Number of Children



County Data Facts

All data as of December 31, 2022



Umatilla

County Spark Participation

Star Rated Programs

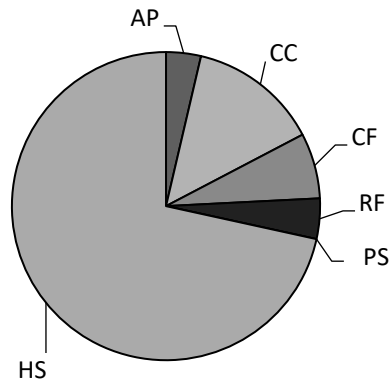
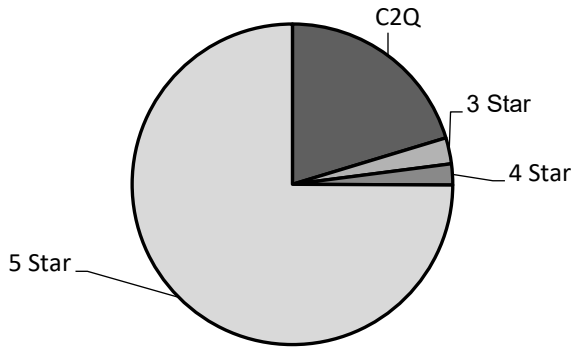
	# Licensed	C2Q	3-Star	4-Star	5-Star
CC	14	3	1	0	1
CF	22	4	1	1	1
RF	50	4	1	1	0
HS	17	0	0	0	11
PS	5	0	0	0	0
AP	2	4	0	0	0
Totals	105	15	3	2	13

CC = Certified Center; CF = Certified Family; RF = Registered Family; RA = Recorded Agency; HS = Head Start; PS = Preschool Program; AP = Alternative Pathway

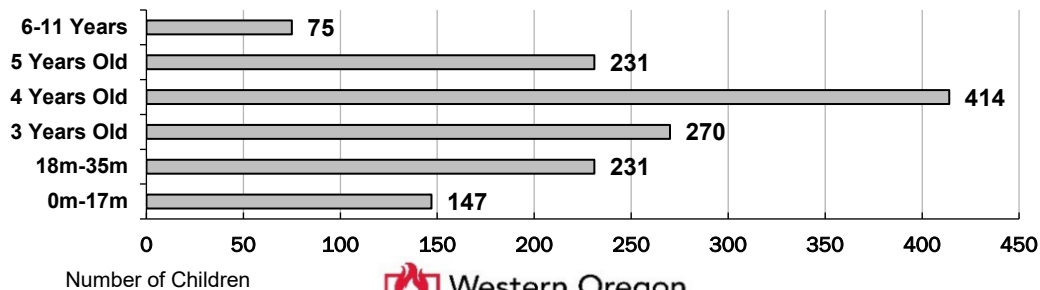
Children in Spark Programs: 1,368

Children by Designation

Children by Program Type



Children by Age



County Data Facts

All data as of December 31, 2022



Union

County Spark Participation

Star Rated Programs

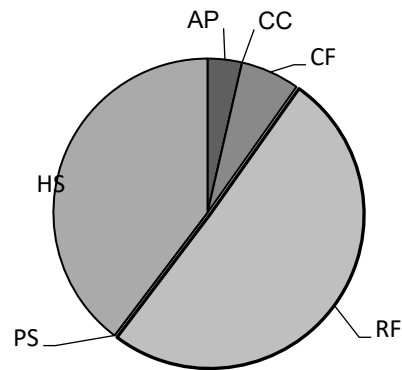
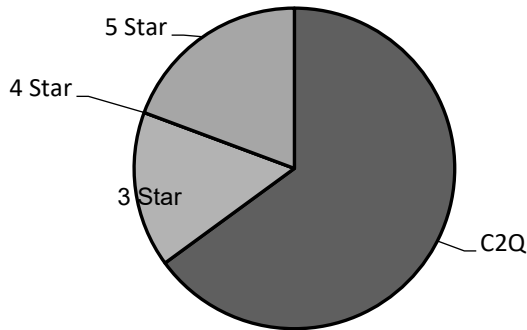
	# Licensed	C2Q	3-Star	4-Star	5-Star
CC	2	0	0	0	0
CF	4	1	1	0	0
RF	31	15	4	0	0
HS	6	1	0	0	4
PS	5	0	0	0	0
AP	0	1	0	0	0
Totals	43	18	5	0	4

CC = Certified Center; CF = Certified Family; RF = Registered Family; RA = Recorded Agency; HS = Head Start; PS = Preschool Program; AP = Alternative Pathway

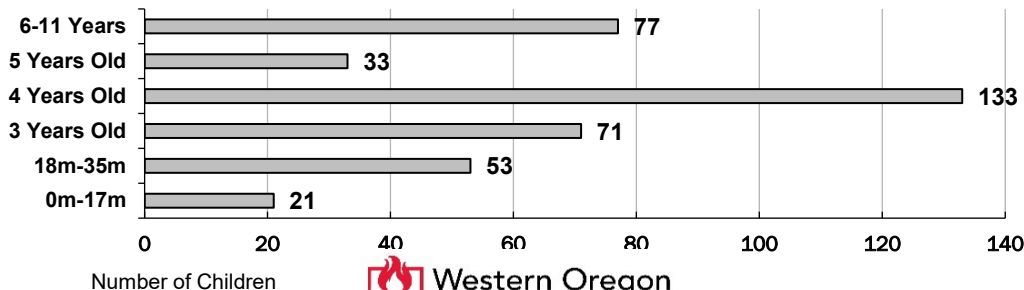
Children in Spark Programs: 388

Children by Designation

Children by Program Type



Children by Age



County Data Facts

All data as of December 31, 2022



Wallowa

County Spark Participation

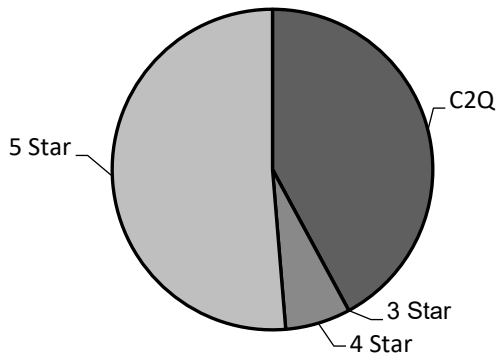
Star Rated Programs

	# Licensed	C2Q	3-Star	4-Star	5-Star
CC	1	0	0	1	0
CF	5	2	0	0	0
RF	4	2	0	0	0
HS	2	0	0	0	2
PS	2	0	0	0	0
AP	0	0	0	0	0
Totals	12	4	0	1	2

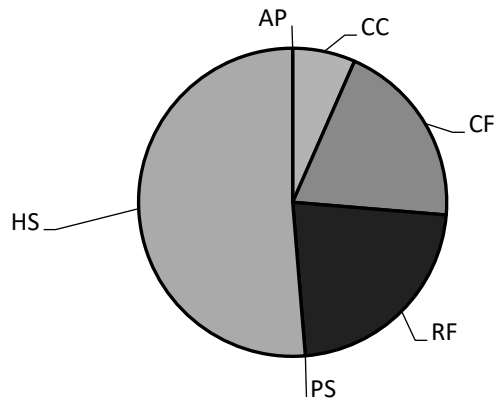
CC = Certified Center; CF = Certified Family; RF = Registered Family; RA = Recorded Agency; HS = Head Start; PS = Preschool Program; AP = Alternative Pathway

Children in Spark Programs: 76

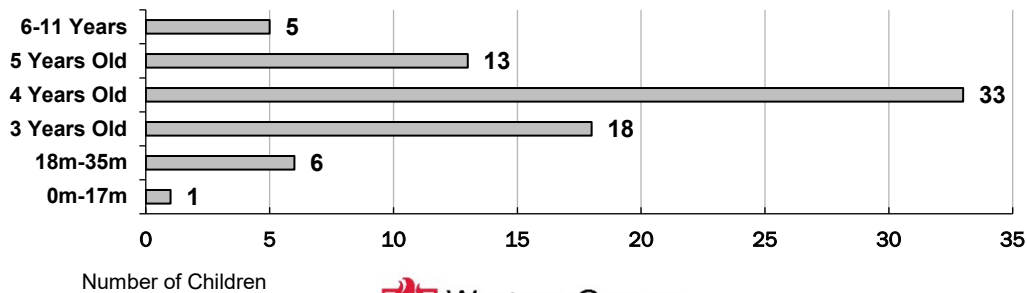
Children by Designation



Children by Program Type



Children by Age



County Data Facts

All data as of December 31, 2022



Wasco

County Spark Participation

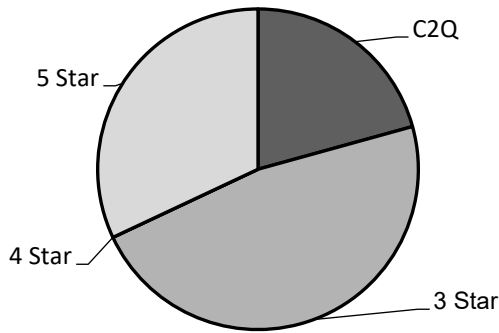
Star Rated Programs

	# Licensed	C2Q	3-Star	4-Star	5-Star
CC	2	1	1	0	0
CF	6	2	1	0	0
RF	21	6	1	0	0
HS	6	0	0	0	5
PS	2	0	0	0	0
AP	1	0	0	0	0
Totals	36	9	3	0	5

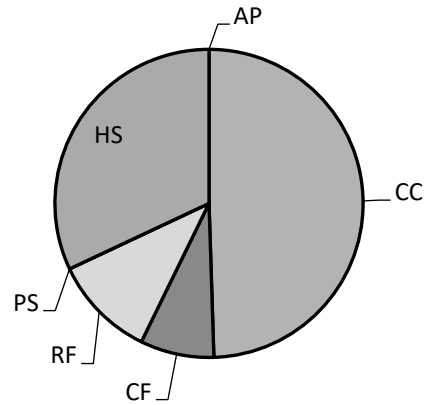
CC = Certified Center; CF = Certified Family; RF = Registered Family; RA = Recorded Agency; HS = Head Start; PS = Preschool Program; AP = Alternative Pathway

Children in Spark Programs: 594

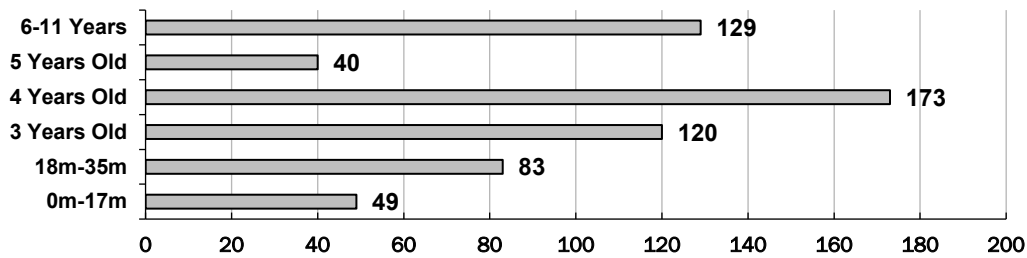
Children by Designation



Children by Program Type



Children by Age




Number of Children



County Data Facts

All data as of December 31, 2022



Washington

County Spark Participation

Star Rated Programs

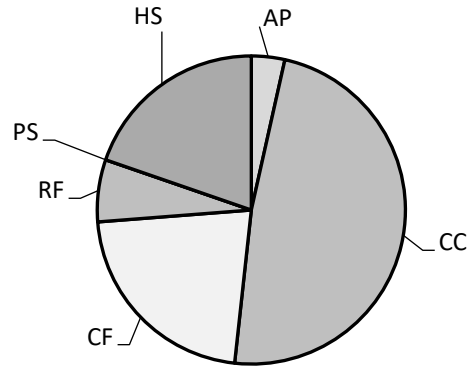
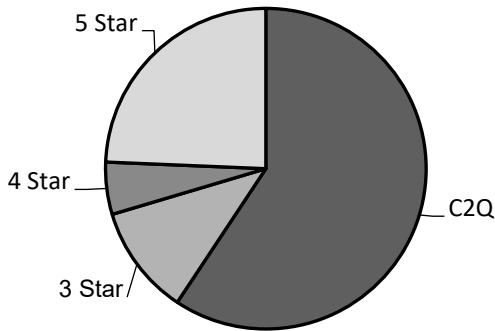
	# Licensed	C2Q	3-Star	4-Star	5-Star
CC	251	37	0	4	2
CF	289	72	15	5	8
RF	282	39	7	2	0
HS	38	2	1	0	13
PS	84	0	0	0	0
AP	13	6	2	1	3
Totals	873	156	25	12	26

CC = Certified Center; CF = Certified Family; RF = Registered Family; RA = Recorded Agency; HS = Head Start; PS = Preschool Program; AP = Alternative Pathway

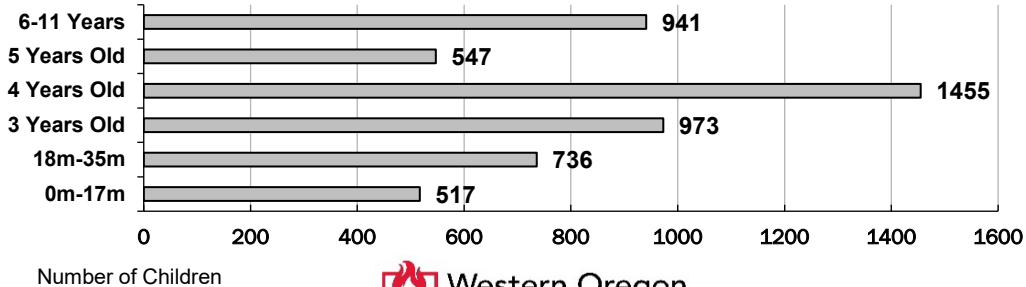
Children in Spark Programs: 5,169

Children by Designation

Children by Program Type



Children by Age



County Data Facts

All data as of December 31, 2022



Wheeler

County Spark Participation

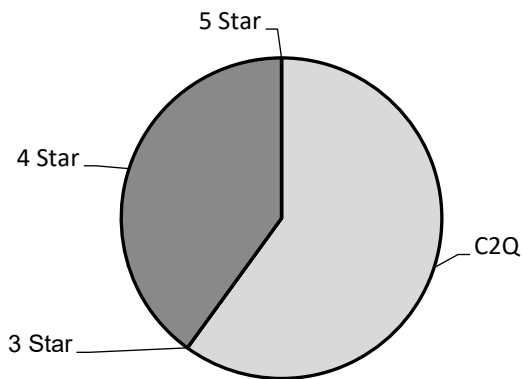
Star Rated Programs

	# Licensed	C2Q	3-Star	4-Star	5-Star
CC	0	0	0	0	0
CF	0	0	0	0	0
RF	1	0	0	0	0
HS	2	0	0	0	0
PS	0	0	0	0	0
AP	0	1	0	1	0
Totals	3	1	0	1	0

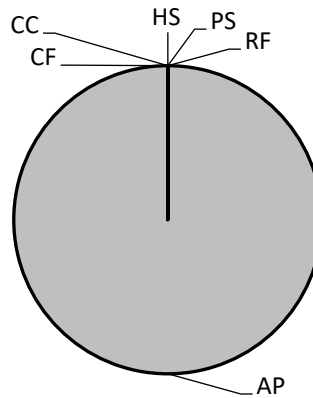
CC = Certified Center; CF = Certified Family; RF = Registered Family; RA = Recorded Agency; HS = Head Start; PS = Preschool Program; AP = Alternative Pathway

Children in Spark Programs: 20

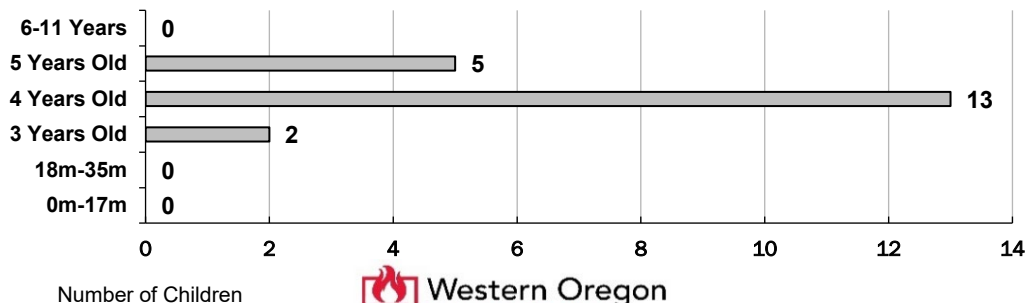
Children by Designation



Children by Program Type




Children by Age



County Data Facts

All data as of December 31, 2022



Yamhill

County Spark Participation

Star Rated Programs

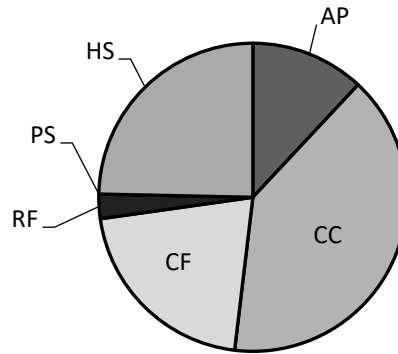
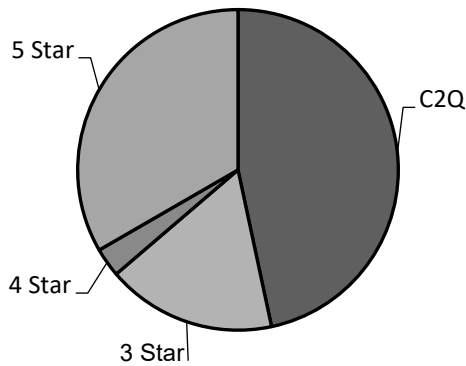
	# Licensed	C2Q	3-Star	4-Star	5-Star
CC	28	5	2	0	0
CF	39	3	2	3	2
RF	32	0	0	0	1
HS	9	0	0	0	3
PS	0	0	0	0	0
AP	3	2	1	0	0
Totals	111	10	5	3	6

CC = Certified Center; CF = Certified Family; RF = Registered Family; RA = Recorded Agency; HS = Head Start; PS = Preschool Program; AP = Alternative Pathway

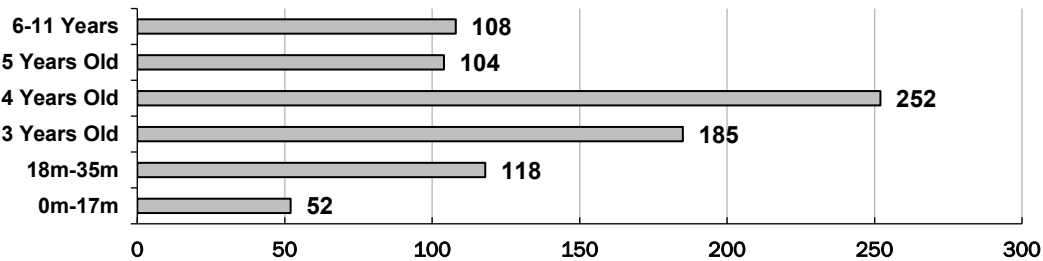
Children in Spark Programs: 819

Children by Designation

Children by Program Type



Children by Age



Number of Children



The Research Institute