



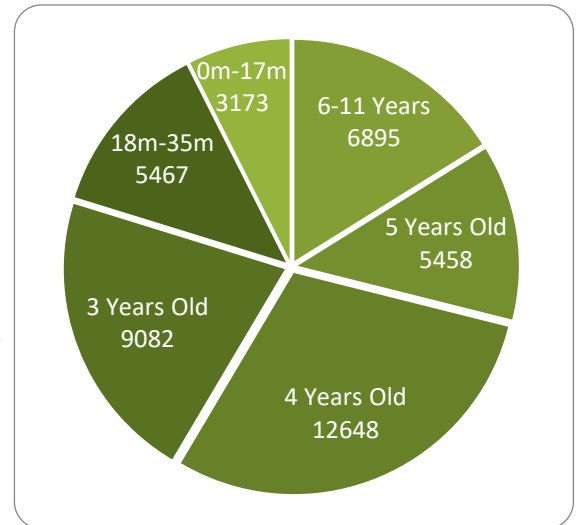
Data Facts

June 30, 2022
Oregonspark.org

Spark, Oregon's Quality Rating and Improvement System is a system designed to raise the quality and consistency of early learning programs across the state. Spark aligns with the national trend of QRISs that recognizes, rewards, and builds on the current quality of early learning. Spark provides a framework for program quality improvement while providing a tool that helps parents looking for quality early learning and care options.

Visit <http://www.oregonspark.org> for more information on requirements and standards.

There were 42,723 children in Early Learning & Development Programs (ELDPs) that had achieved a Commitment to Quality (C2Q) rating or above. Three in five (82%) of those children are in child care centers, 13% are in certified family child care, and 6% are in registered family child care. ELDPs that have attained a 3-, 4-, or 5-star rating provide service to 23,834 children. The age distribution of children in C2Q or star rated programs is highlighted in the figure. Head Start programs participating in the QRIS provide services to 12,173 children.



Total Children in Programs Participating in QRIS


42,723



This report reflects information gathered as of Jun 30, 2022.
For additional information please contact: 1-877-768-8290

Data Fact Archive

.....

We have received 1960 portfolios. This includes 741 resubmissions for a higher rating. Of these 741 resubmissions, 740 have already been rescored, with 643 programs moving up in ratings.



	Number of Licensed Programs	Achieved Commitment to Quality (C2Q)	3	4	5
	1,136	248	48	27	54
	1,083	235	96	35	53
	1,678	200	90	7	5
	417	9	5	1	211
	505	43	9	11	17
	4,819	735	248	81	340

Registered Family; **HS** = Head Start; **AP** = Alternative Pathway

Alternative Pathway (AP) indicates programs that are license exempt due to their

This report reflects information gathered as of Jun 30, 2022.

For additional information please contact: 1-877-768-8290

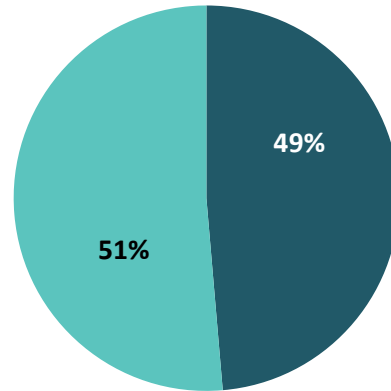
[Data Fact Archive](#)

Participation

This infographic shows the percentage of child care programs participating in Oregon's Spark by county.

Breakdown by Type

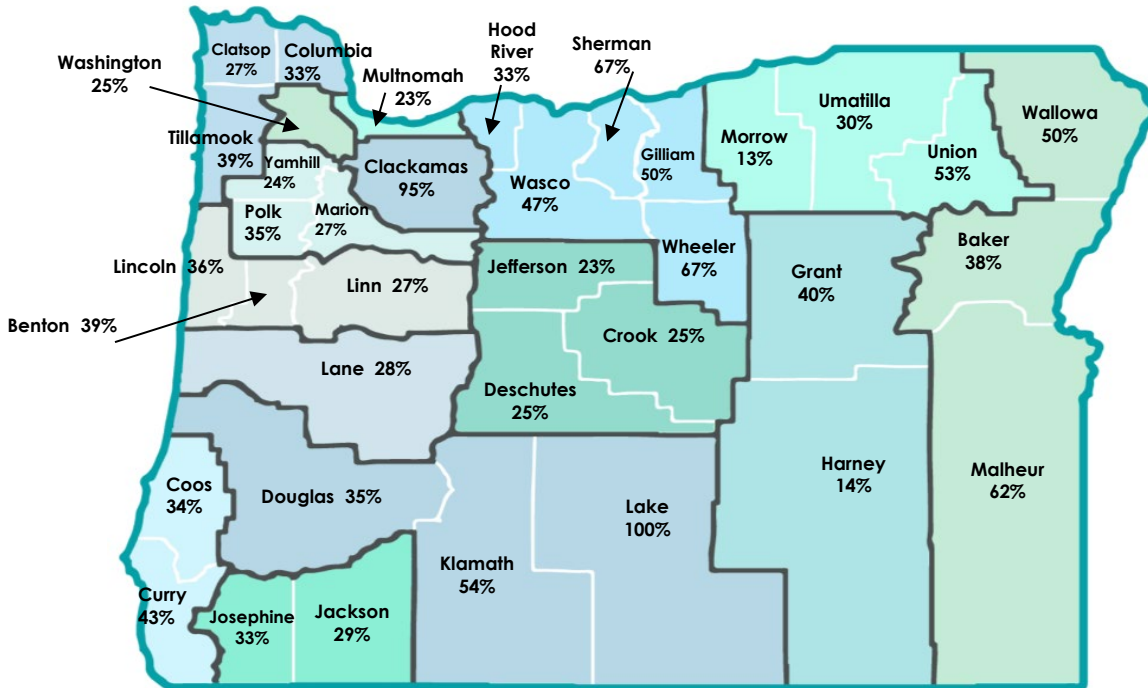
Centers includes licensed, alternative pathway, and Head Start programs. Family Child Care includes both large certified family and small registered family programs. There are 1404 programs participating in total.



Breakdown by Participation

Participation is a percentage of the total number of eligible programs in each county.

■ Centers ■ Family Child Care



Produced by the Center on Research, Evaluation & Analysis - The Research Institute at Western Oregon University

County Data Facts

All data as of June 30, 2022



Baker

County Spark Participation

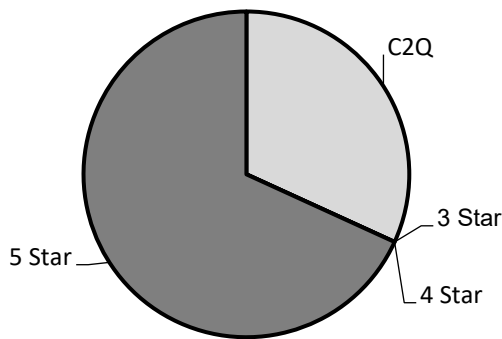
Star Rated Programs

	# Licensed	C2Q	3-Star	4-Star	5-Star
CC	4	2	0	0	0
CF	2	1	0	0	0
RF	15	4	0	0	0
HS	1	0	0	0	2
AP	2	0	0	0	0
Totals	24	7	0	0	2

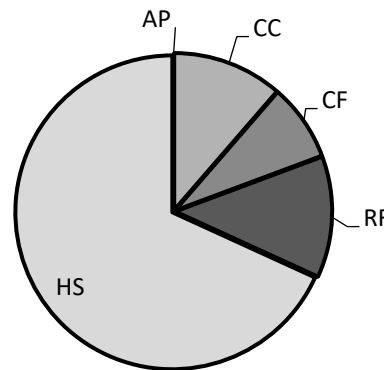
CC = Certified Center; CF = Certified Family; RF = Registered Family; RA = Recorded Agency; HS = Head Start; PS = Preschool Program; AP = Alternative Pathway

Children in Spark Programs: 176

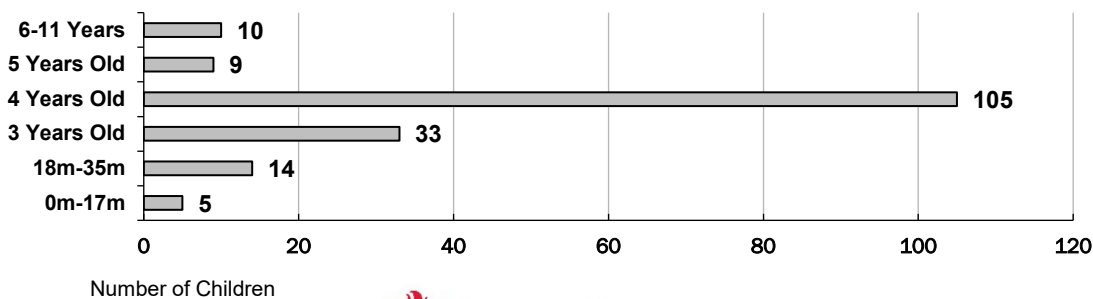
Children by Designation



Children by Program Type



Children by Age



County Data Facts

All data as of June 30, 2022



Benton

County Spark Participation

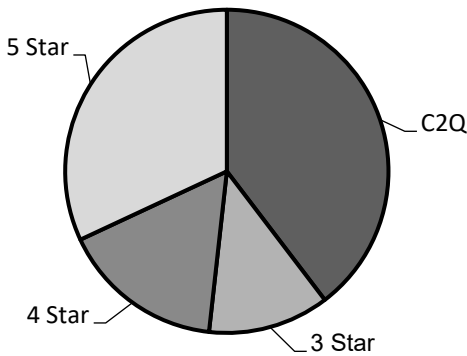
Star Rated Programs

	# Licensed	C2Q	3-Star	4-Star	5-Star
CC	29	8	1	2	5
CF	15	4	1	0	1
RF	19	1	1	2	0
HS	6	0	0	0	2
AP	2	0	0	0	0
Totals	71	13	3	4	8

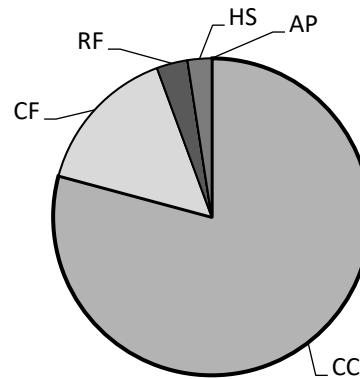
CC = Certified Center; CF = Certified Family; RF = Registered Family; RA = Recorded Agency; HS = Head Start; PS = Preschool Program; AP = Alternative Pathway

Children in Spark Programs: 1,105

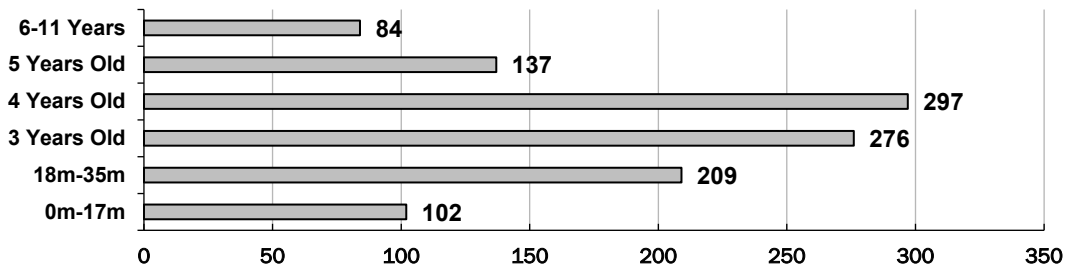
Children by Designation



Children by Program Type



Children by Age



Number of Children



County Data Facts

All data as of June 30, 2022



Clackamas

34

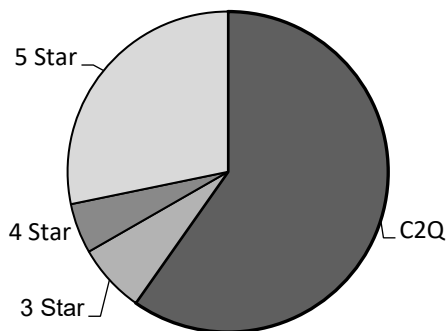
Star Rated Programs

	# Licensed	C2Q	3-Star	4-Star	5-Star
CC	29	22	1	2	3
CF	15	8	7	1	3
RF	19	10	4	1	0
RA	6	2	0	0	11
PS	15	4	1	0	0
Totals	84	46	13	4	17

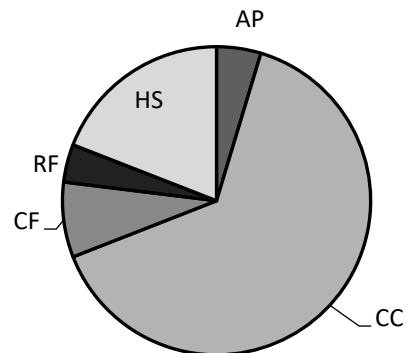
CC = Certified Center; CF = Certified Family; RF = Registered Family; RA = Recorded Agency; HS = Head Start; PS = Preschool Program; AP = Alternative Pathway

Children in Spark Programs: 3,223

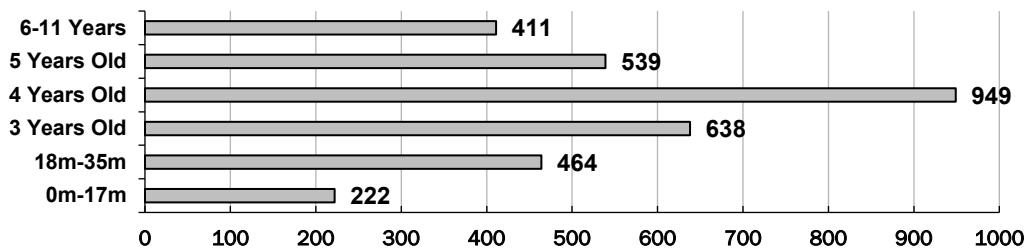
Children by Designation



Children by Program Type



Children by Age



Number of Children



Western Oregon UNIVERSITY

The Research Institute

County Data Facts

All data as of June 30, 2022



Clatsop

County Spark Participation

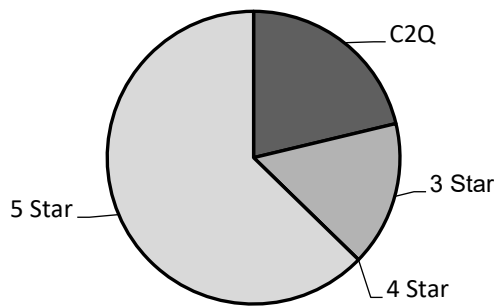
Star Rated Programs

	# Licensed	C2Q	3-Star	4-Star	5-Star
CC	12	0	1	0	0
CF	2	1	0	0	0
RF	11	2	1	0	0
RA	3	0	0	0	3
PS	9	1	0	0	1
Totals	37	4	2	0	4

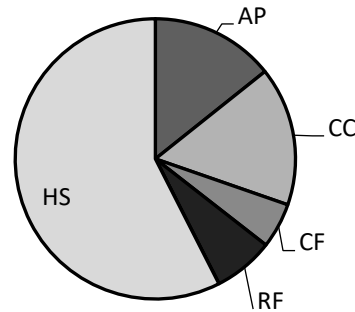
CC = Certified Center; CF = Certified Family; RF = Registered Family; RA = Recorded Agency; HS = Head Start; PS = Preschool Program; AP = Alternative Pathway

Children in Spark Programs: 287

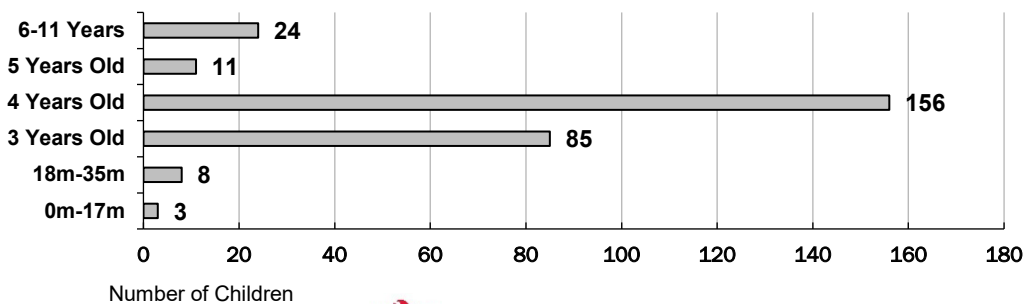
Children by Designation



Children by Program Type




Children by Age



County Data Facts

All data as of June 30, 2022



Columbia

County Spark Participation

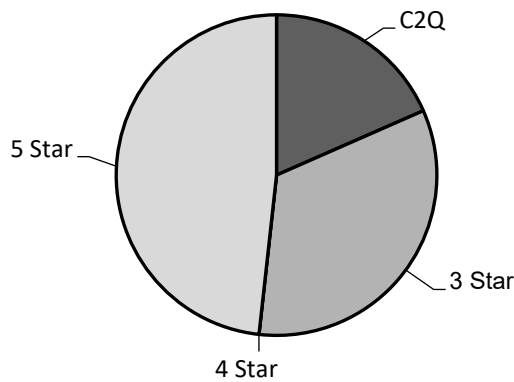
Star Rated Programs

	# Licensed	C2Q	3-Star	4-Star	5-Star
CC	8	2	2	0	1
CF	7	1	2	0	0
RF	18	2	1	0	0
RA	9	0	0	0	4
PS	16	1	0	0	3
Totals	58	6	5	0	8

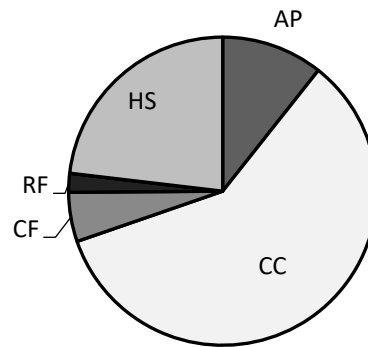
CC = Certified Center; CF = Certified Family; RF = Registered Family; RA = Recorded Agency; HS = Head Start; PS = Preschool Program; AP = Alternative Pathway

Children in Spark Programs: 657

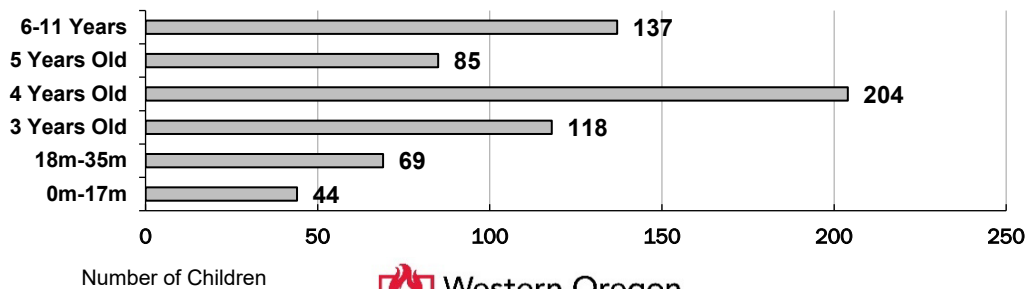
Children by Designation



Children by Program Type



Children by Age



County Data Facts

All data as of June 30, 2022



Coos

County Spark Participation

Star Rated Programs

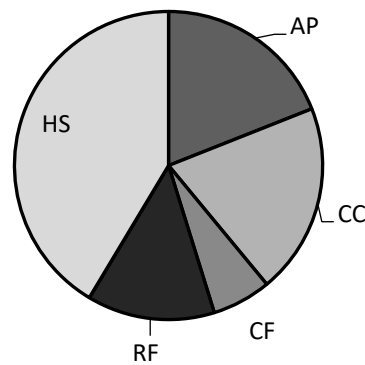
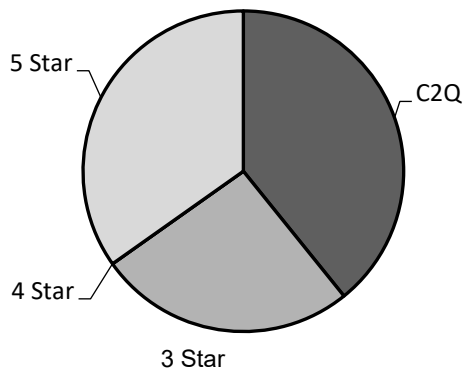
	# Licensed	C2Q	3-Star	4-Star	5-Star
CC	9	2	1	0	0
CF	6	0	3	0	0
RF	32	4	3	0	0
RA	8	0	1	0	6
PS	10	2	0	0	0
Totals	65	8	8	0	6

CC = Certified Center; CF = Certified Family; RF = Registered Family; RA = Recorded Agency; HS = Head Start; PS = Preschool Program; AP = Alternative Pathway

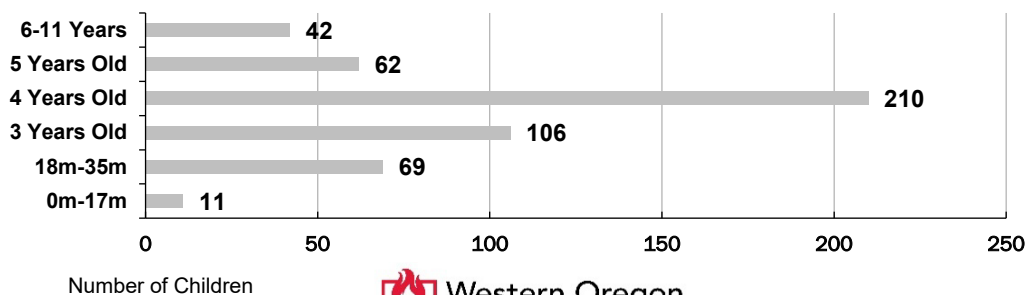
Children in Spark Programs: 500

Children by Designation

Children by Program Type



Children by Age



County Data Facts

All data as of June 30, 2022



Crook

County Spark Participation

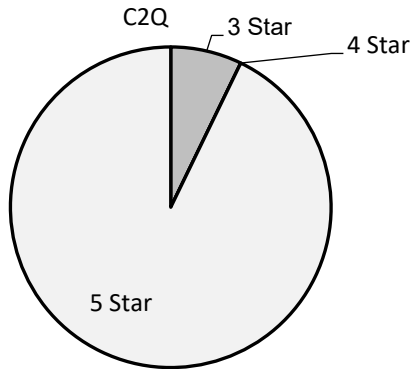
Star Rated Programs

	# Licensed	C2Q	3-Star	4-Star	5-Star
CC	5	0	0	0	1
CF	3	0	0	0	0
RF	5	0	1	0	0
HS	2	0	0	0	2
AP	1	0	0	0	0
Totals	16	0	1	0	3

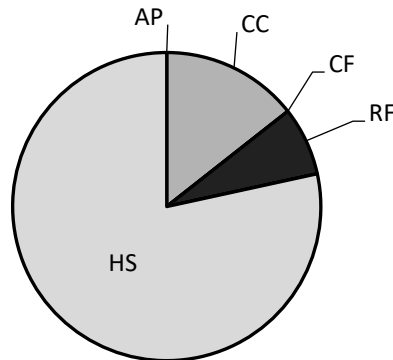
CC = Certified Center; CF = Certified Family; RF = Registered Family; RA = Recorded Agency; HS = Head Start; PS = Preschool Program; AP = Alternative Pathway

Children in Spark Programs: 139

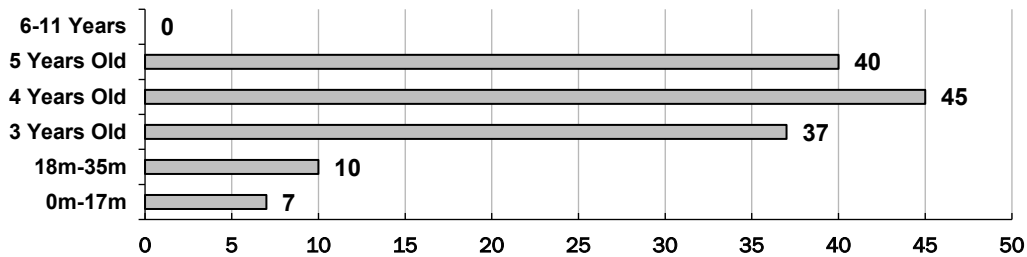
Children by Designation



Children by Program Type



Children by Age



Number of Children



County Data Facts

All data as of June 30, 2022



Curry

County Spark Participation

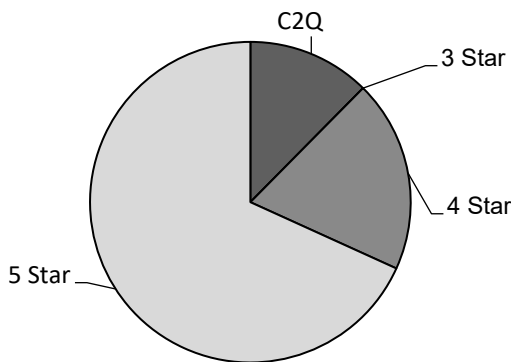
Star Rated Programs

	# Licensed	C2Q	3-Star	4-Star	5-Star
CC	4	0	0	0	0
CF	3	1	0	1	0
RF	4	0	0	0	0
RA	3	0	0	0	4
PS	0	0	0	0	0
Totals	14	1	0	1	4

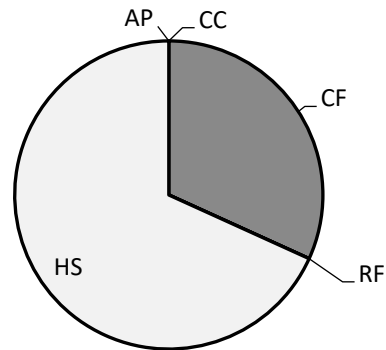
CC = Certified Center; CF = Certified Family; RF = Registered Family; RA = Recorded Agency; HS = Head Start; PS = Preschool Program; AP = Alternative Pathway

Children in Spark Programs: 129

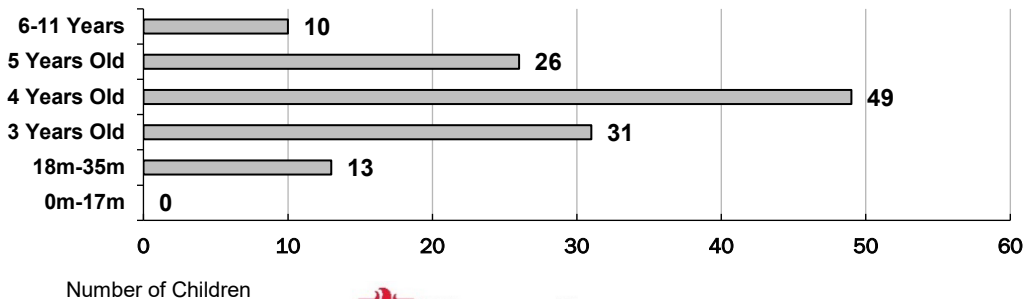
Children by Designation



Children by Program Type




Children by Age



County Data Facts

All data as of June 30, 2022



Deschutes

County Spark Participation

Star Rated Programs

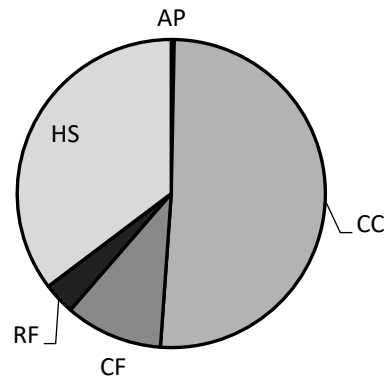
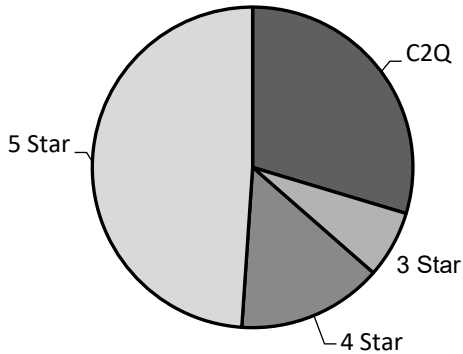
	# Licensed	C2Q	3-Star	4-Star	5-Star
CC	75	8	2	5	8
CF	59	11	3	1	0
RF	58	4	4	0	0
HS	11	0	0	0	8
AP	16	1	0	0	0
Totals	219	24	9	6	16

CC = Certified Center; CF = Certified Family; RF = Registered Family; RA = Recorded Agency; HS = Head Start; PS = Preschool Program; AP = Alternative Pathway


Children in Spark Programs: 2,267

Children by Designation

Children by Program Type




Children by Age



The Research Institute

County Data Facts

All data as of June 30, 2022



Douglas

County Spark Participation

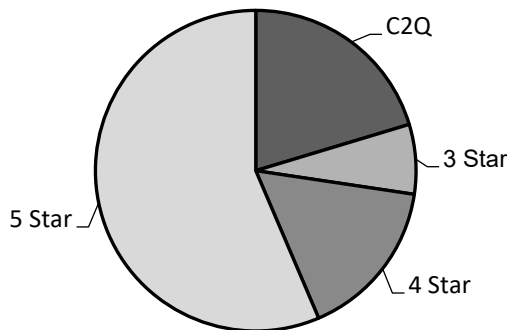
Star Rated Programs

	# Licensed	C2Q	3-Star	4-Star	5-Star
CC	15	3	1	0	3
CF	6	2	1	0	2
RF	45	6	1	0	2
HS	9	0	0	0	6
AP	21	1	1	2	3
Totals	96	12	4	2	16

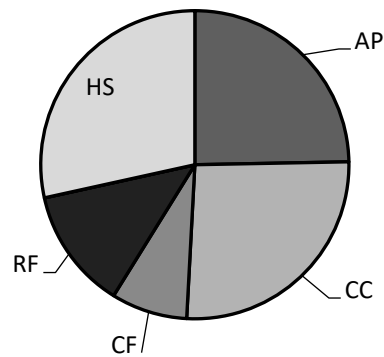
CC = Certified Center; CF = Certified Family; RF = Registered Family; RA = Recorded Agency; HS = Head Start; PS = Preschool Program; AP = Alternative Pathway

Children in Spark Programs: 826

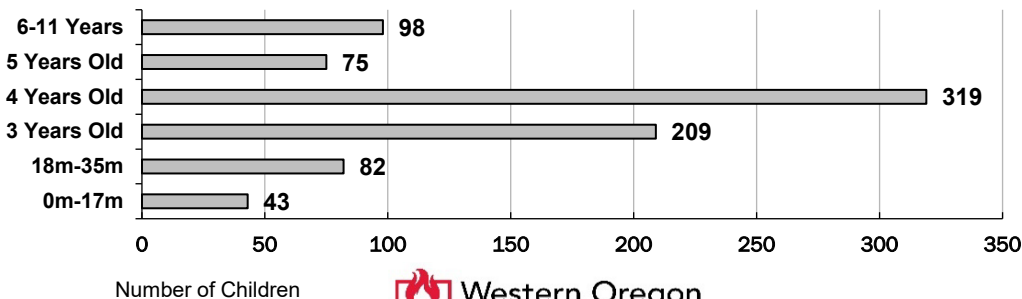
Children by Designation



Children by Program Type



Children by Age



The Research Institute

County Data Facts

All data as of June 30, 2022



Gilliam

County Spark Participation

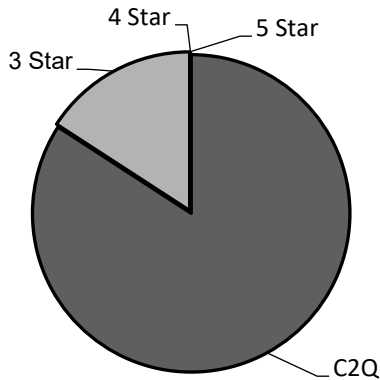
Star Rated Programs

	# Licensed	C2Q	3-Star	4-Star	5-Star
CC	0	0	0	0	0
CF	1	0	1	0	0
RF	0	0	0	0	0
HS	2	1	0	0	0
AP	1	0	0	0	0
Totals	4	1	1	0	0

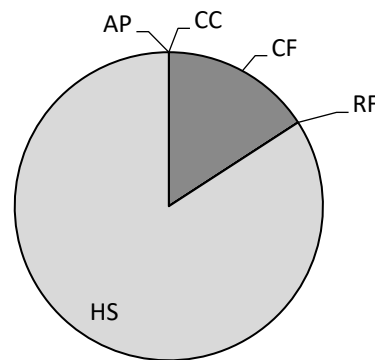
CC = Certified Center; CF = Certified Family; RF = Registered Family; RA = Recorded Agency; HS = Head Start; PS = Preschool Program; AP = Alternative Pathway

Children in Spark Programs: 101

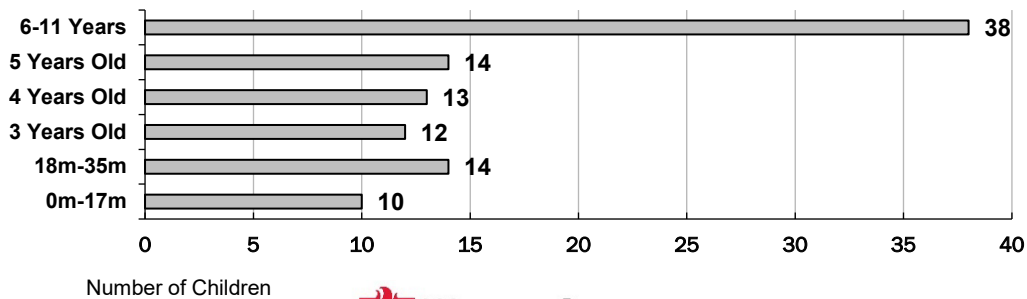
Children by Designation



Children by Program Type



Children by Age



County Data Facts

All data as of June 30, 2022



Grant

County Spark Participation

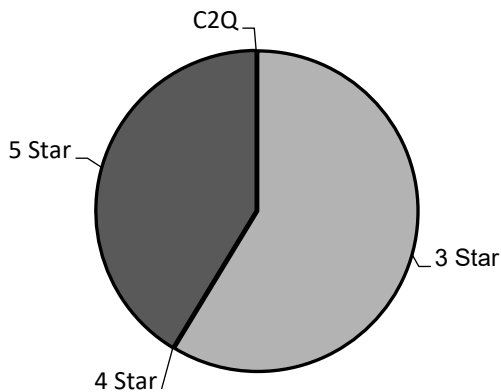
Star Rated Programs

	# Licensed	C2Q	3-Star	4-Star	5-Star
CC	1	0	1	0	0
CF	1	0	0	0	0
RF	0	0	0	0	0
HS	1	0	0	0	1
AP	2	0	0	0	0
Totals	5	0	1	0	1

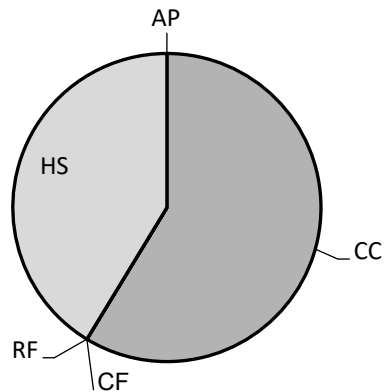
CC = Certified Center; CF = Certified Family; RF = Registered Family; RA = Recorded Agency; HS = Head Start; PS = Preschool Program; AP = Alternative Pathway

Children in Spark Programs: 46

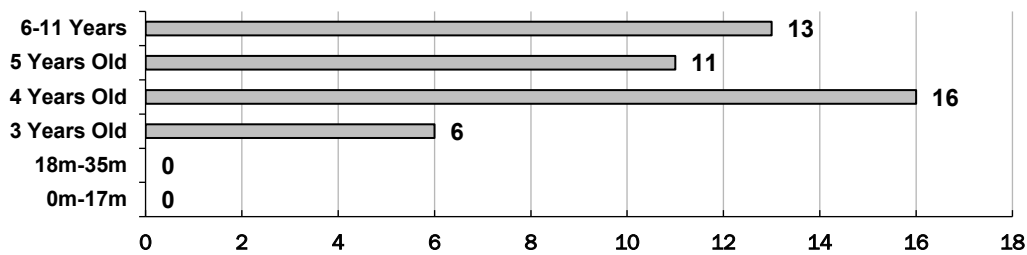
Children by Designation



Children by Program Type



Children by Age



Number of Children



County Data Facts

All data as of June 30, 2022



Harney

County Spark Participation

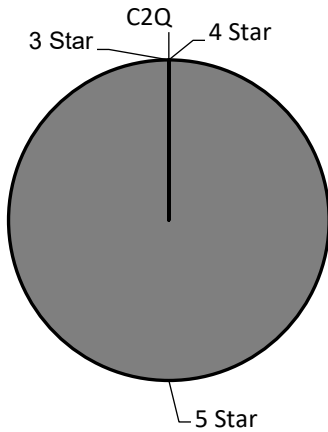
Star Rated Programs

	# Licensed	C2Q	3-Star	4-Star	5-Star
CC	1	0	0	0	0
CF	1	0	0	0	0
RF	2	0	0	0	0
HS	1	0	0	0	1
AP	2	0	0	0	0
Totals	7	0	0	0	1

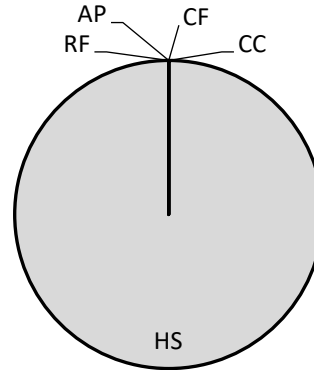
CC = Certified Center; CF = Certified Family; RF = Registered Family; RA = Recorded Agency; HS = Head Start; PS = Preschool Program; AP = Alternative Pathway

Children in Spark Programs: 80

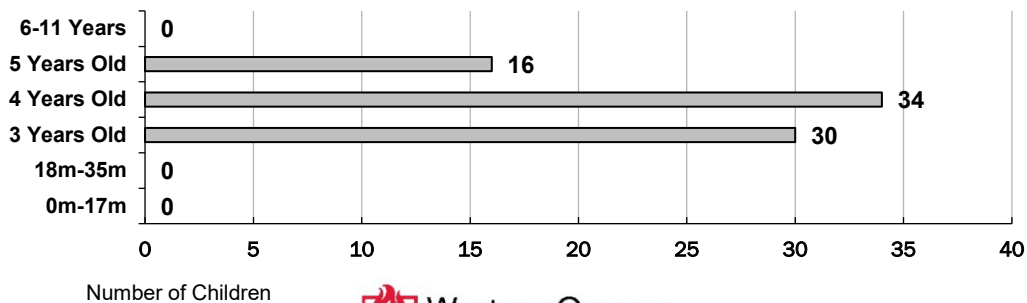
Children by Designation



Children by Program Type




Children by Age



County Data Facts

All data as of June 30, 2022



Hood River

County Spark Participation

Star Rated Programs

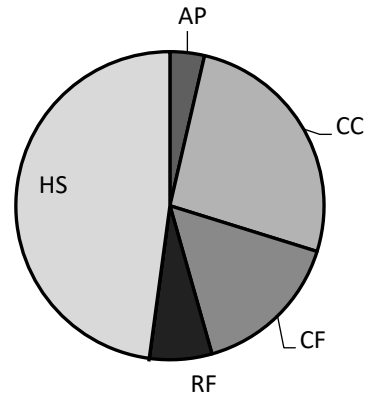
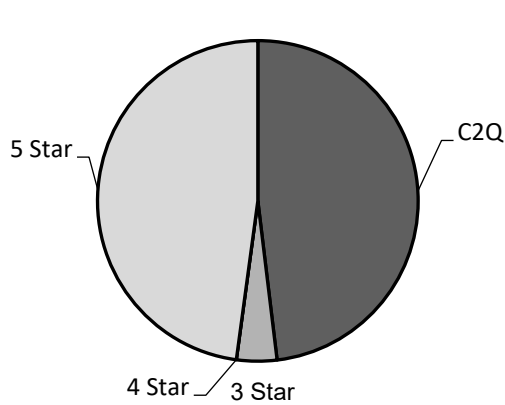
	# Licensed	C2Q	3-Star	4-Star	5-Star
CC	17	3	0	0	0
CF	10	3	0	0	0
RF	18	2	1	0	0
HS	8	0	0	0	8
AP	2	0	1	0	0
Totals	55	8	2	0	8

CC = Certified Center; CF = Certified Family; RF = Registered Family; RA = Recorded Agency; HS = Head Start; PS = Preschool Program; AP = Alternative Pathway

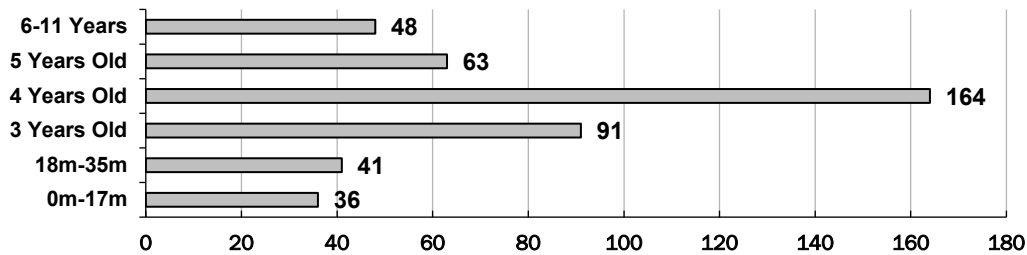
Children in Spark Programs: 443

Children by Designation

Children by Program Type



Children by Age




Number of Children



County Data Facts

All data as of June 30, 2022



Jackson

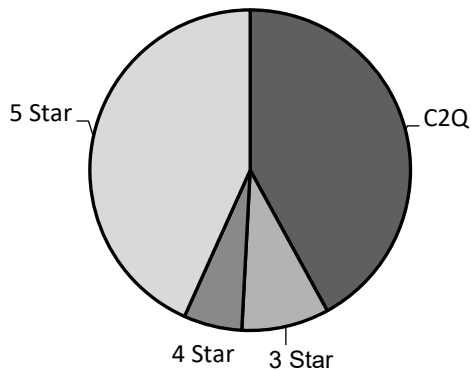
Star Rated Programs

	# Licensed	C2Q	3-Star	4-Star	5-Star
CC 	50	9	2	2	2
CF 	62	10	10	3	1
RF 	93	12	7	0	0
HS 	20	1	0	0	15
AP 	36	1	0	0	0
Totals 	261	33	19	5	18

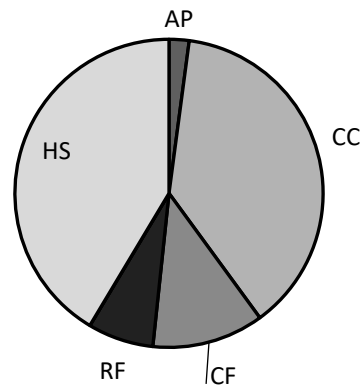
CC = Certified Center; CF = Certified Family; RF = Registered Family; RA = Recorded Agency; HS = Head Start; PS = Preschool Program; AP = Alternative Pathway

Children in Spark Programs: 2,142

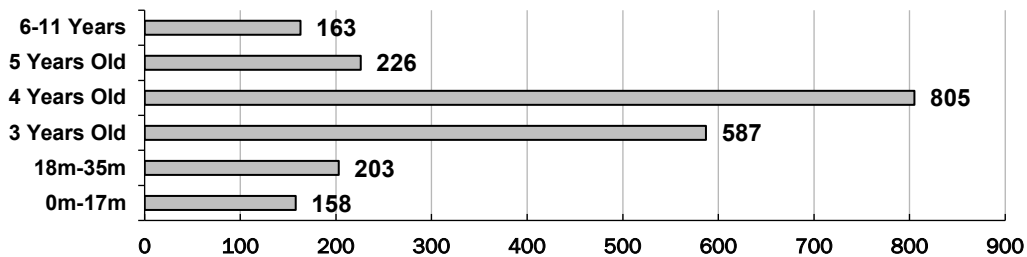
Children by Designation



Children by Program Type



Children by Age



Number of Children



The Research Institute

County Data Facts

All data as of June 30, 2022



Jefferson

County Spark Participation

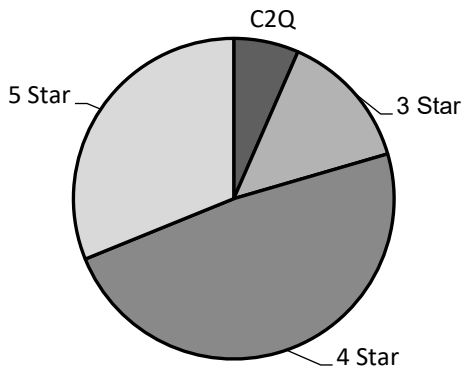
Star Rated Programs

	# Licensed	C2Q	3-Star	4-Star	5-Star
CC	1	0	2	0	0
CF	2	1	0	0	0
RF	10	1	0	0	0
RA	7	0	0	1	1
PS	6	0	0	0	0
Totals	26	2	2	1	1

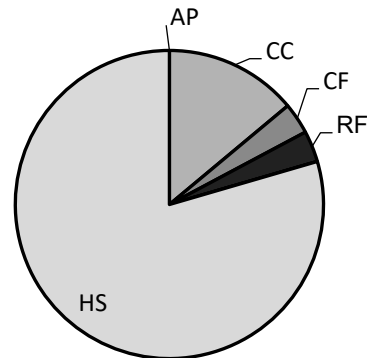
CC = Certified Center; CF = Certified Family; RF = Registered Family; RA = Recorded Agency; HS = Head Start; PS = Preschool Program; AP = Alternative Pathway

Children in Spark Programs: 244

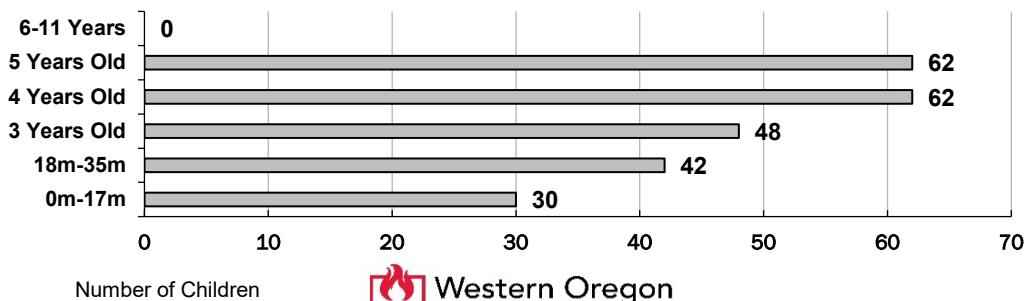
Children by Designation



Children by Program Type



Children by Age



County Data Facts

All data as of June 30, 2022



Josephine

County Spark Participation

Star Rated Programs

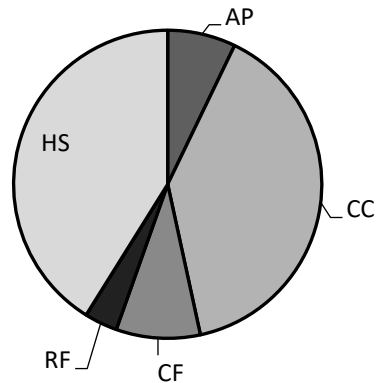
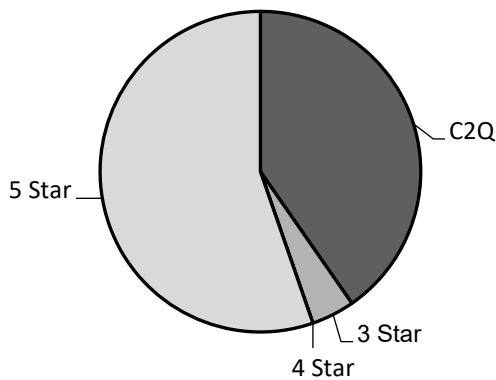
	# Licensed	C2Q	3-Star	4-Star	5-Star
CC	30	7	0	0	1
CF	14	3	2	0	1
RF	19	2	1	0	0
RA	10	0	0	0	9
PS	8	0	0	0	1
Totals	81	12	3	0	12

CC = Certified Center; CF = Certified Family; RF = Registered Family; RA = Recorded Agency; HS = Head Start; PS = Preschool Program; AP = Alternative Pathway

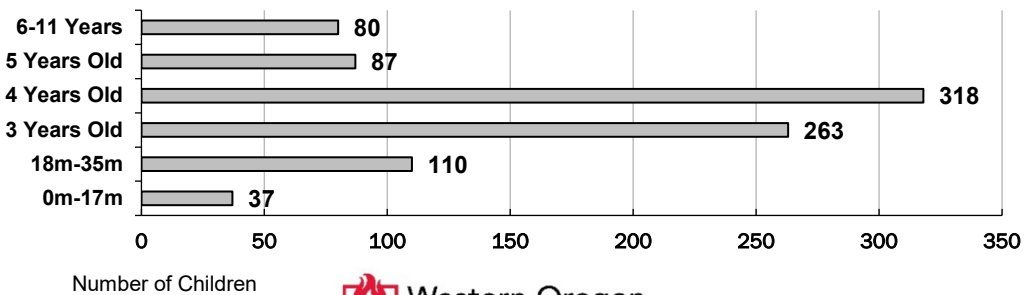
Children in Spark Programs: 895

Children by Designation

Children by Program Type



Children by Age



County Data Facts

All data as of June 30, 2022



Klamath

County Spark Participation

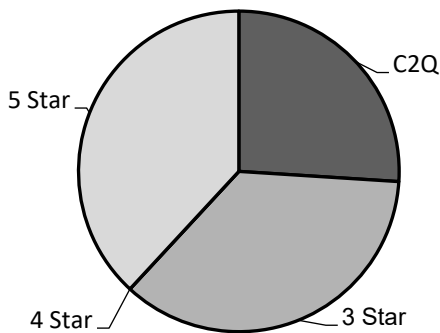
Star Rated Programs

	# Licensed	C2Q	3-Star	4-Star	5-Star
CC	9	3	1	0	1
CF	6	2	2	0	1
RF	19	6	2	0	0
HS	10	1	1	0	6
AP	10	3	0	0	0
Totals	54	15	6	0	8

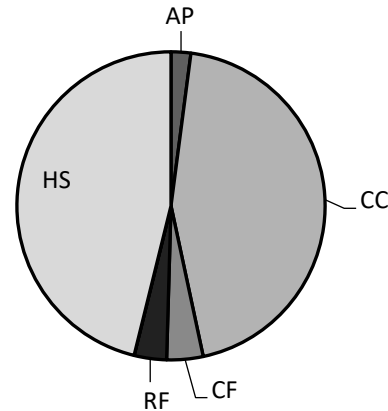
CC = Certified Center; CF = Certified Family; RF = Registered Family; RA = Recorded Agency; HS = Head Start; PS = Preschool Program; AP = Alternative Pathway

Children in Spark Programs: 1,207

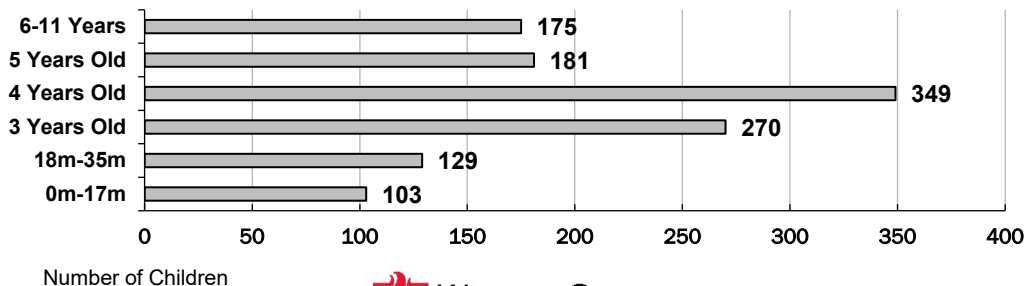
Children by Designation



Children by Program Type



Children by Age



County Data Facts

All data as of June 30, 2022



Lake

County Spark Participation

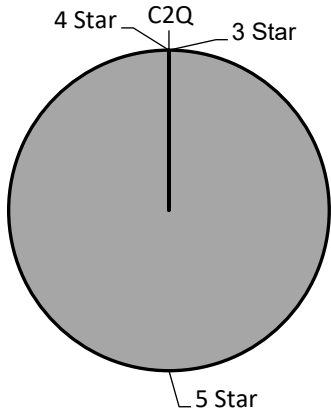
Star Rated Programs

	# Licensed	C2Q	3-Star	4-Star	5-Star
CC	0	0	0	0	0
CF	0	0	0	0	0
RF	0	0	0	0	0
HS	1	0	0	0	1
AP	0	0	0	0	0
Totals	1	0	0	0	1

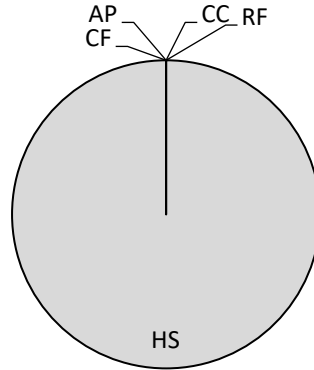
CC = Certified Center; CF = Certified Family; RF = Registered Family; RA = Recorded Agency; HS = Head Start; PS = Preschool Program; AP = Alternative Pathway

Children in Spark Programs: 161

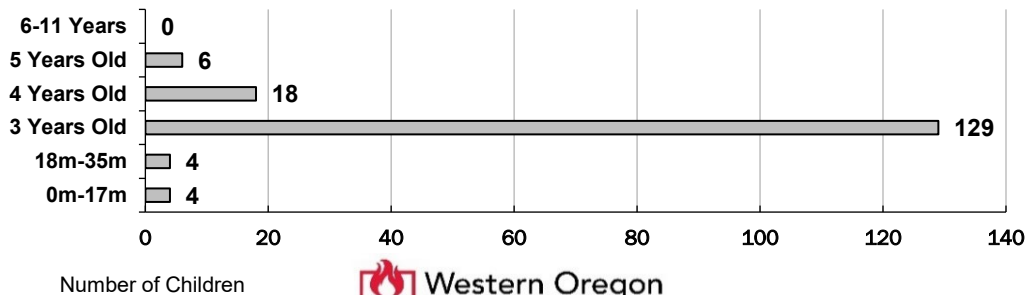
Children by Designation



Children by Program Type



Children by Age



County Data Facts

All data as of June 30, 2022



Lane

County Spark Participation

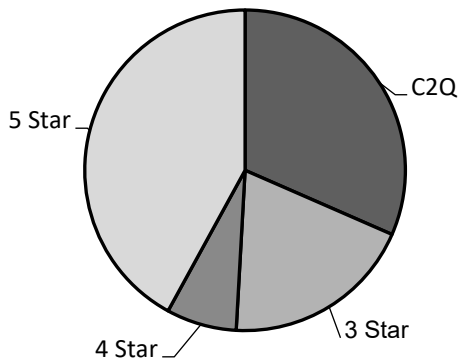
Star Rated Programs

	# Licensed	C2Q	3-Star	4-Star	5-Star
CC	94	20	9	1	11
CF	87	9	10	9	6
RF	124	2	6	0	1
RA	25	0	0	0	18
PS	66	3	1	4	1
Totals	396	34	26	14	37

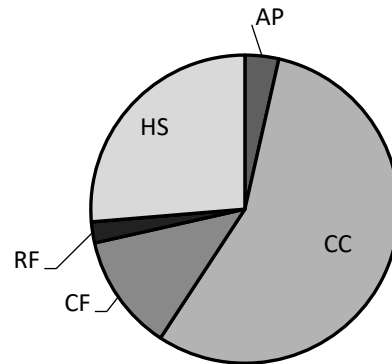
CC = Certified Center; CF = Certified Family; RF = Registered Family; RA = Recorded Agency; HS = Head Start; PS = Preschool Program; AP = Alternative Pathway

Children in Spark Programs: 3,667

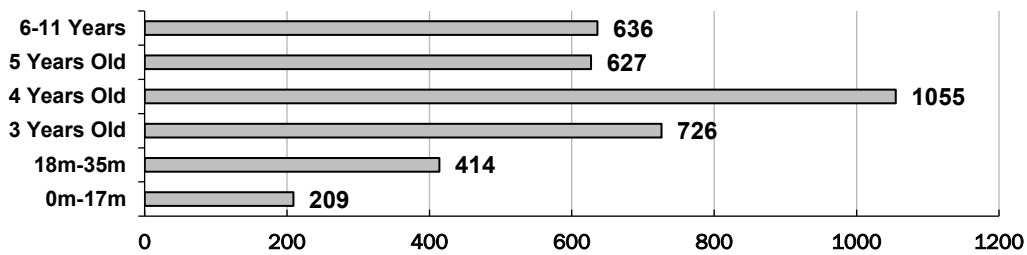
Children by Designation



Children by Program Type



Children by Age



Number of Children



Western Oregon
UNIVERSITY

The Research Institute

County Data Facts

All data as of June 30, 2022



Lincoln

County Spark Participation

Star Rated Programs

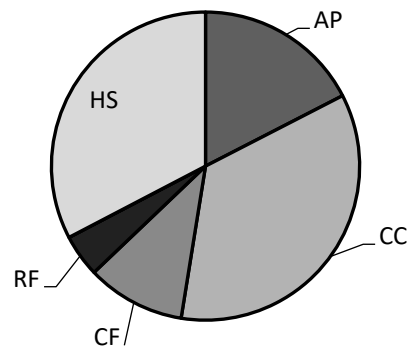
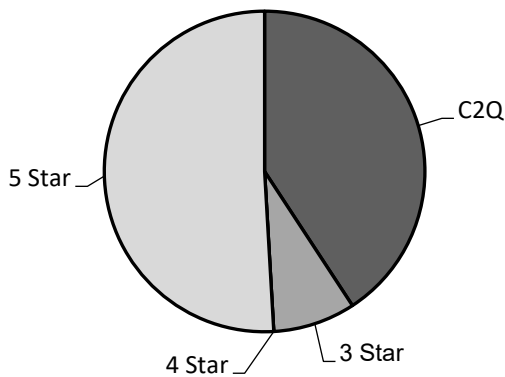
	# Licensed	C2Q	3-Star	4-Star	5-Star
CC	8	2	0	0	1
CF	6	2	1	0	0
RF	10	0	2	0	0
HS	6	0	0	0	3
AP	12	4	0	0	0
Totals	30	4	3	0	4

CC = Certified Center; CF = Certified Family; RF = Registered Family; RA = Recorded Agency; HS = Head Start; PS = Preschool Program; AP = Alternative Pathway

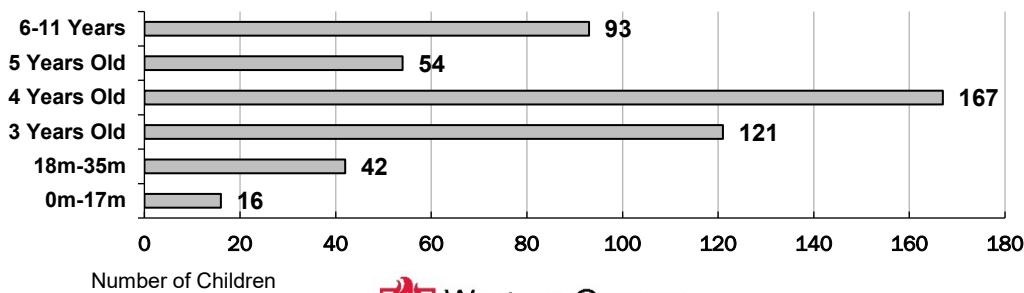
Children in Spark Programs: 493

Children by Designation

Children by Program Type




Children by Age



County Data Facts

All data as of June 30, 2022



Linn

County Spark Participation

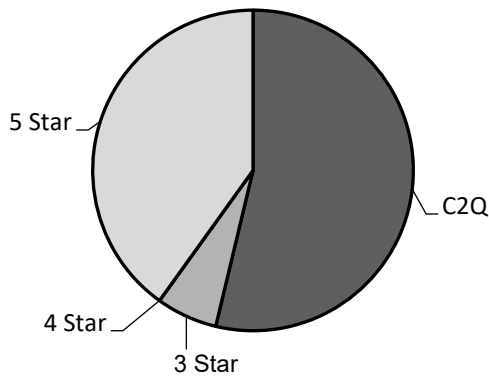
Star Rated Programs

	# Licensed	C2Q	3-Star	4-Star	5-Star
CC	19	8	1	0	1
CF	18	6	2	0	0
RF	51	3	3	0	0
HS	7	0	0	0	4
AP	15	1	0	1	0
Totals	110	18	6	1	5

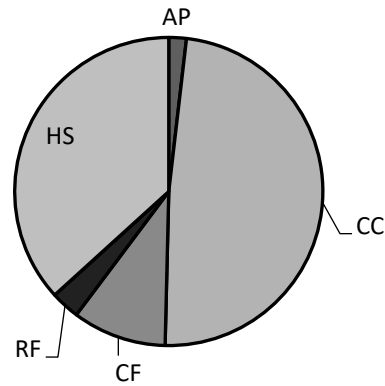
CC = Certified Center; CF = Certified Family; RF = Registered Family; RA = Recorded Agency; HS = Head Start; PS = Preschool Program; AP = Alternative Pathway

Children in Spark Programs: 923

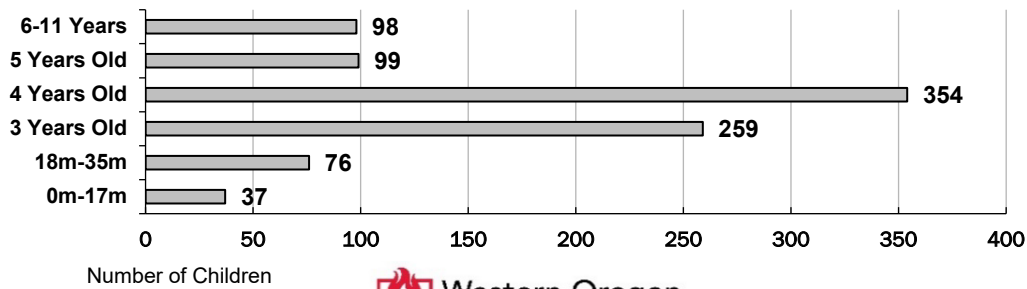
Children by Designation



Children by Program Type



Children by Age



County Data Facts

All data as of June 30, 2022



Malheur

County Spark Participation

Star Rated Programs

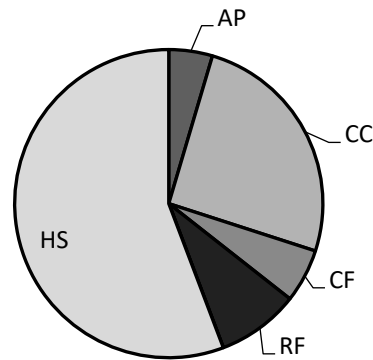
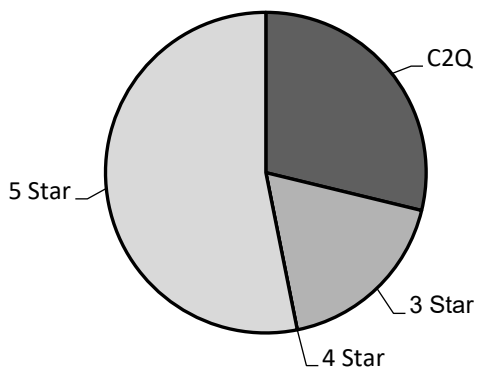
	# Licensed	C2Q	3-Star	4-Star	5-Star
CC	6	4	1	0	0
CF	5	2	1	0	0
RF	13	4	4	0	0
HS	9	1	0	0	5
AP	6	2	0	0	0
Totals	39	13	6	0	5

CC = Certified Center; CF = Certified Family; RF = Registered Family; RA = Recorded Agency; HS = Head Start; PS = Preschool Program; AP = Alternative Pathway

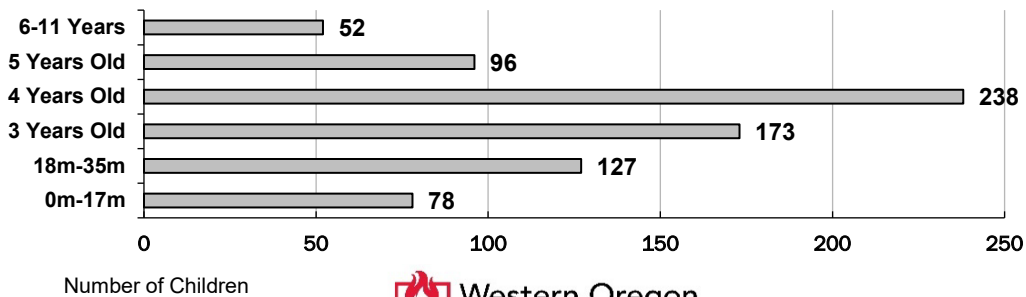
Children in Spark Programs: 764

Children by Designation

Children by Program Type




Children by Age



County Data Facts

All data as of June 30, 2022



Marion

County Spark Participation

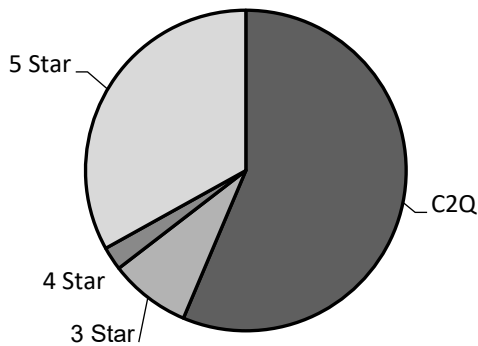
Star Rated Programs

	# Licensed	C2Q	3-Star	4-Star	5-Star
CC	91	31	2	2	1
CF	93	11	10	4	11
RF	183	18	8	0	1
HS	46	1	1	0	20
AP	58	5	0	0	3
Totals	471	66	21	6	36

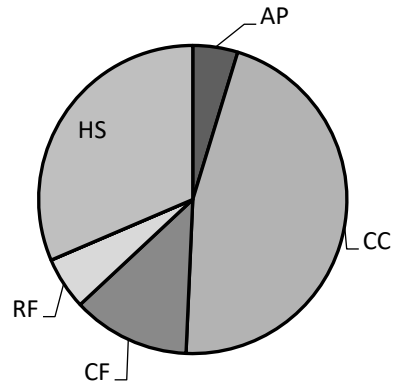
CC = Certified Center; CF = Certified Family; RF = Registered Family; RA = Recorded Agency; HS = Head Start; PS = Preschool Program; AP = Alternative Pathway

Children in Spark Programs: 3,369

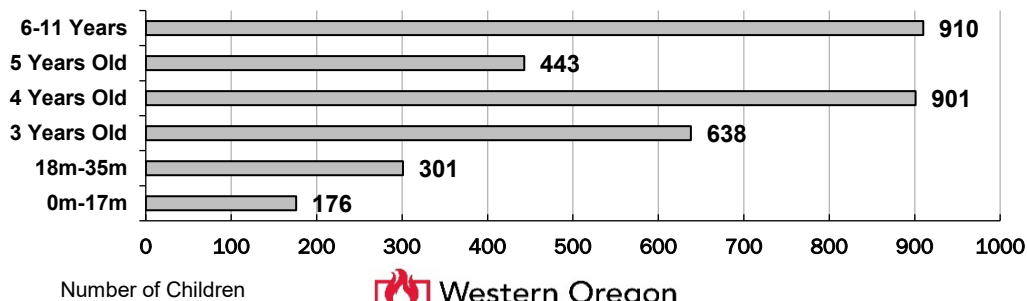
Children by Designation



Children by Program Type



Children by Age



County Data Facts

All data as of June 30, 2022



Morrow

County Spark Participation

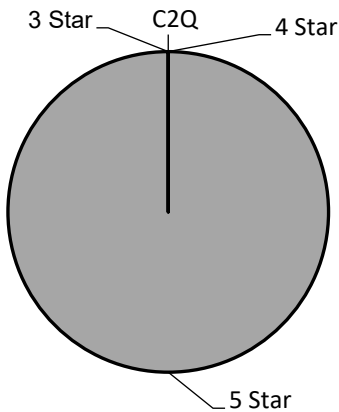
Star Rated Programs

	# Licensed	C2Q	3-Star	4-Star	5-Star
CC	5	0	0	0	0
CF	0	0	0	0	0
RF	1	0	0	0	0
HS	4	0	0	0	2
AP	5	0	0	0	0
Totals	15	0	0	0	2

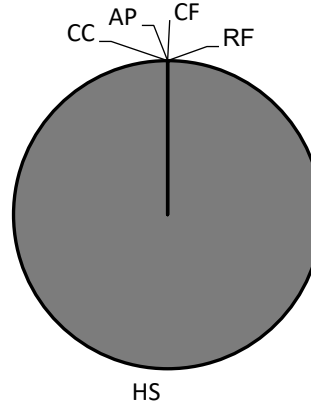
CC = Certified Center; CF = Certified Family; RF = Registered Family; RA = Recorded Agency; HS = Head Start; PS = Preschool Program; AP = Alternative Pathway

Children in Spark Programs: 110

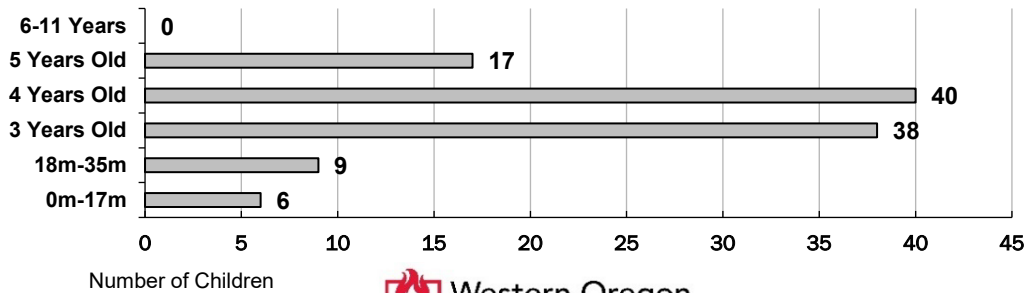
Children by Designation



Children by Program Type




Children by Age



County Data Facts

All data as of June 30, 2022



Multnomah

Star Rated Programs

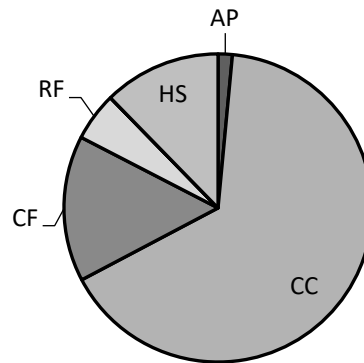
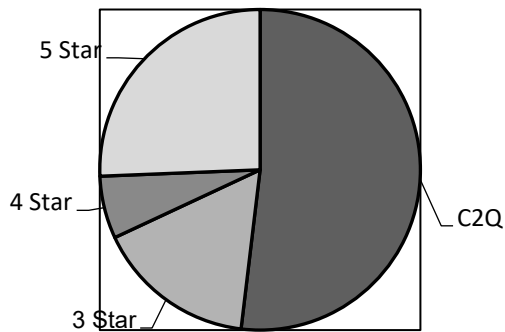
	# Licensed	C2Q	3-Star	4-Star	5-Star
CC	307	61	15	7	10
CF	294	67	16	5	14
RF	459	37	24	0	0
HS	111	0	1	0	24
AP	55	0	2	1	2
Totals	1,226	165	58	13	50

CC = Certified Center; CF = Certified Family; RF = Registered Family; RA = Recorded Agency; HS = Head Start; PS = Preschool Program; AP = Alternative Pathway

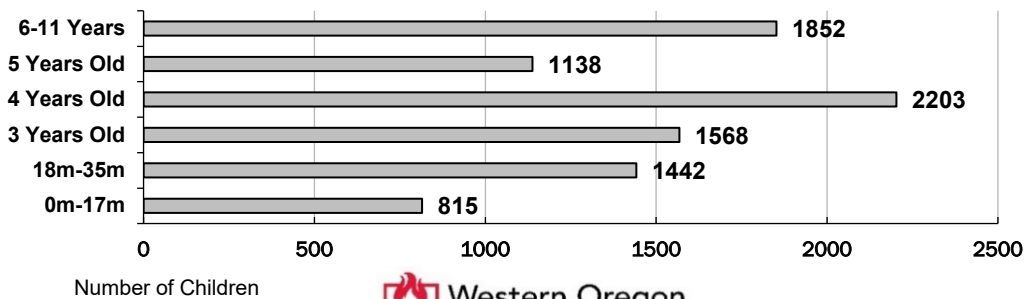
Children in Spark Programs: 9,018

Children by Designation

Children by Program Type




Children by Age



County Data Facts

All data as of June 30, 2022



Polk

County Spark Participation

Star Rated Programs

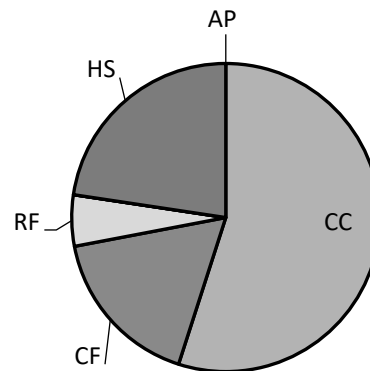
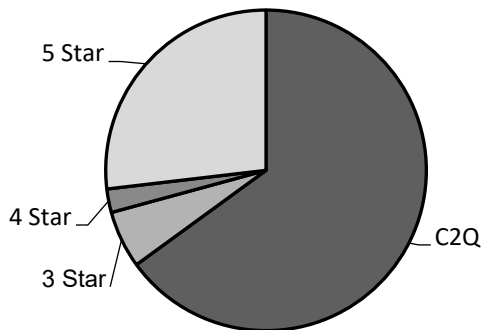
	# Licensed	C2Q	3-Star	4-Star	5-Star
CC	22	9	1	0	2
CF	28	9	2	1	1
RF	36	5	2	1	0
RA	10	1	0	0	3
PS	11	0	0	0	0
Totals	107	24	5	2	6

CC = Certified Center; CF = Certified Family; RF = Registered Family; RA = Recorded Agency; HS = Head Start; PS = Preschool Program; AP = Alternative Pathway

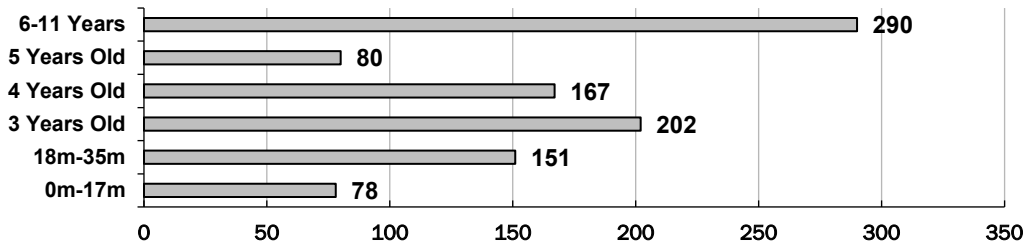
Children in Spark Programs: 968

Children by Designation

Children by Program Type



Children by Age



County Data Facts

All data as of June 30, 2022



Sherman

County Spark Participation



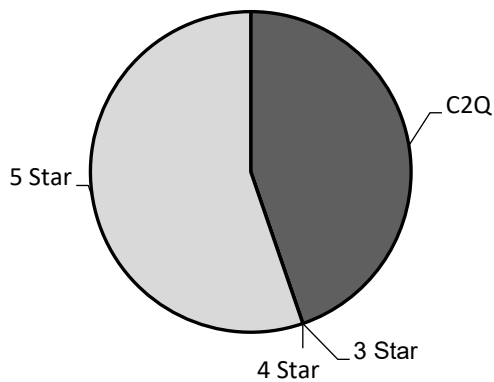
Star Rated Programs

	# Licensed	C2Q	3-Star	4-Star	5-Star
CC	0	0	0	0	1
CF	2	1	0	0	0
RF	0	0	0	0	0
RA	1	0	0	0	0
PS	0	0	0	0	0
Totals	3	1	0	0	1

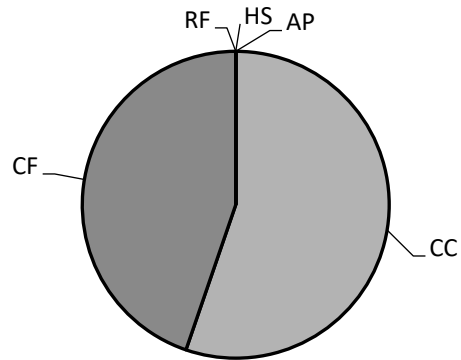
CC = Certified Center; CF = Certified Family; RF = Registered Family; RA = Recorded Agency; HS = Head Start; PS = Preschool Program; AP = Alternative Pathway

Children in Spark Programs: 38

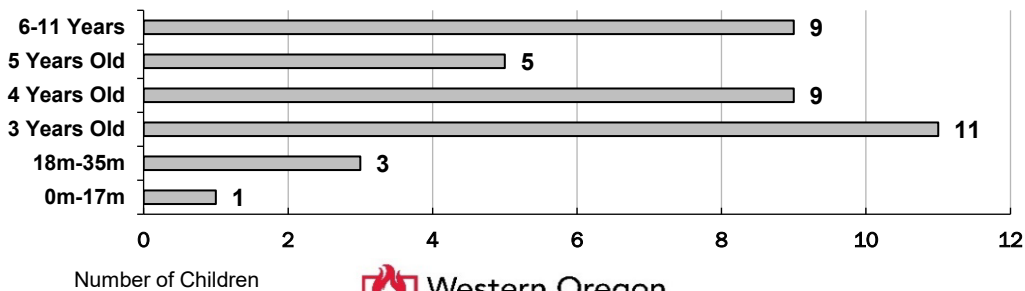
Children by Designation



Children by Program Type



Children by Age



County Data Facts

All data as of June 30, 2022



Tillamook

County Spark Participation

Star Rated Programs

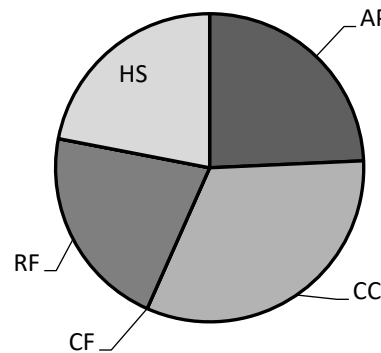
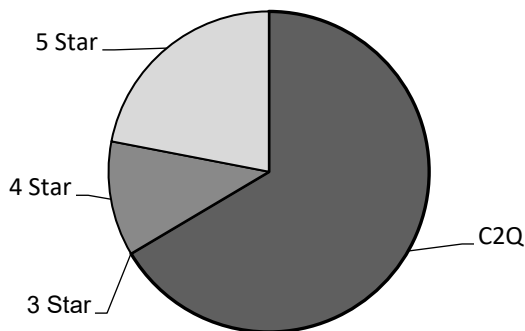
	# Licensed	C2Q	3-Star	4-Star	5-Star
CC	4	1	0	1	0
CF	2	0	0	0	0
RF	6	4	0	0	0
HS	3	0	0	0	1
AP	8	1	0	1	0
Totals	23	6	0	2	1

CC = Certified Center; CF = Certified Family; RF = Registered Family; RA = Recorded Agency; HS = Head Start; PS = Preschool Program; AP = Alternative Pathway

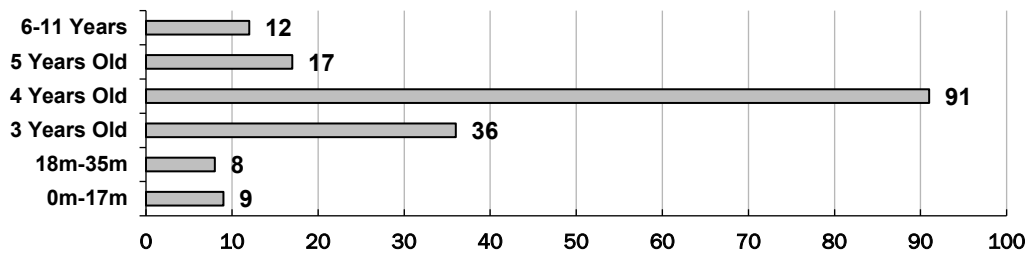
Children in Spark Programs: 173

Children by Designation

Children by Program Type



Children by Age



Number of Children



County Data Facts

All data as of June 30, 2022



Umatilla

County Spark Participation

Star Rated Programs

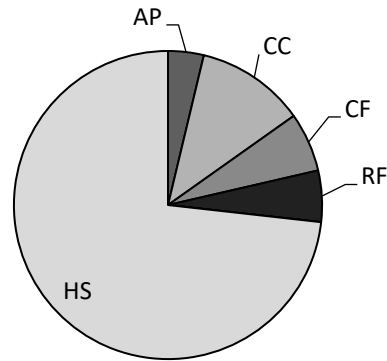
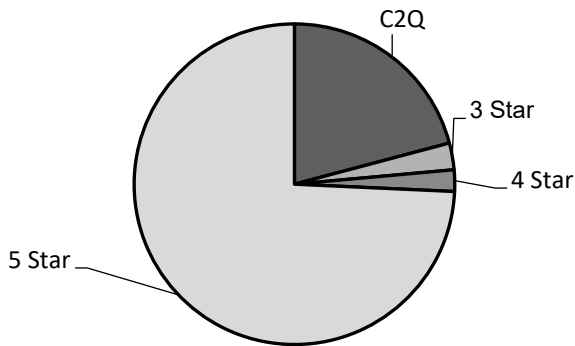
	# Licensed	C2Q	3-Star	4-Star	5-Star
CC	13	4	1	0	0
CF	20	3	1	1	1
RF	47	6	1	1	0
HS	16	0	0	0	11
AP	17	4	0	0	0
Totals	113	17	3	2	12

CC = Certified Center; CF = Certified Family; RF = Registered Family; RA = Recorded Agency; HS = Head Start; PS = Preschool Program; AP = Alternative Pathway

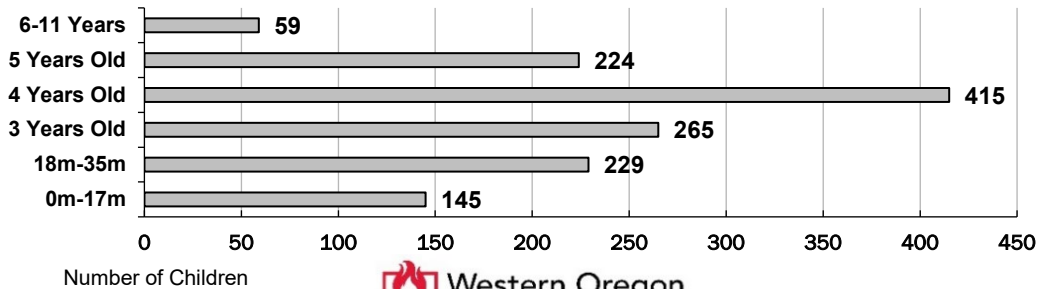
Children in Spark Programs: 1,337

Children by Designation

Children by Program Type



Children by Age



County Data Facts

All data as of June 30, 2022



Union

County Spark Participation

Star Rated Programs

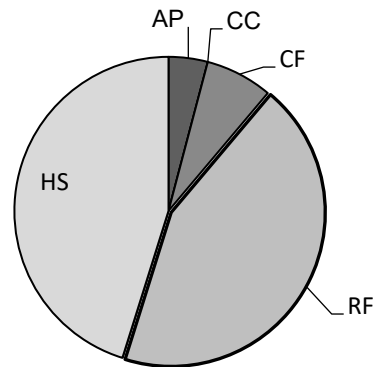

	# Licensed	C2Q	3-Star	4-Star	5-Star
CC	2	0	0	0	0
CF	4	1	1	0	0
RF	31	12	4	0	0
HS	6	0	0	0	5
AP	2	1	0	0	0
Totals	45	14	5	0	5

CC = Certified Center; CF = Certified Family; RF = Registered Family; RA = Recorded Agency; HS = Head Start; PS = Preschool Program; AP = Alternative Pathway

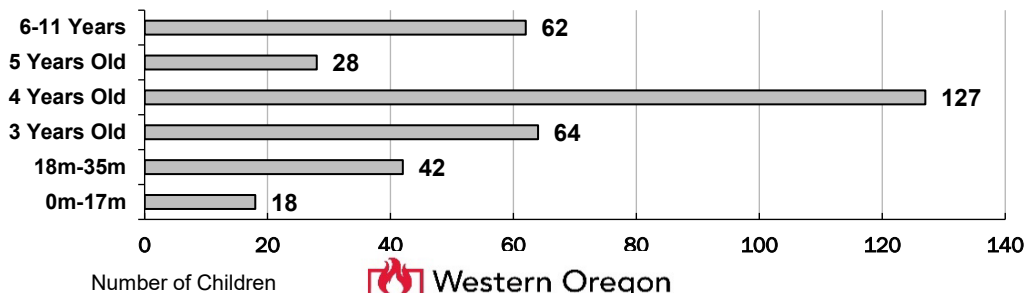
Children in Spark Programs: 341

Children by Designation

Children by Program Type



Children by Age



County Data Facts

All data as of June 30, 2022



Wallowa

County Spark Participation

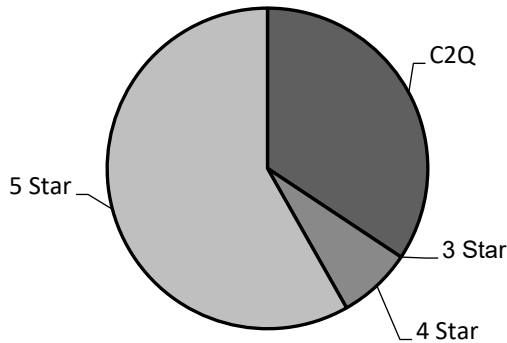
Star Rated Programs

	# Licensed	C2Q	3-Star	4-Star	5-Star
CC	1	0	0	1	0
CF	5	1	0	0	0
RF	4	2	0	0	0
HS	2	0	0	0	2
AP	0	0	0	0	0
Totals	12	3	0	1	2

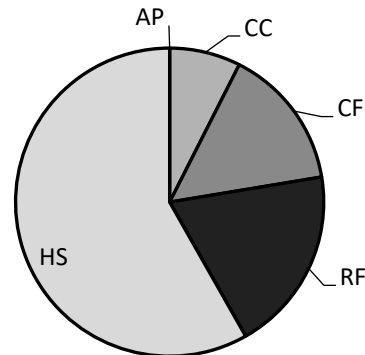
CC = Certified Center; CF = Certified Family; RF = Registered Family; RA = Recorded Agency; HS = Head Start; PS = Preschool Program; AP = Alternative Pathway

Children in Spark Programs: 67


Children by Designation



Children by Program Type



Children by Age



County Data Facts

All data as of June 30, 2022



Wasco

County Spark Participation

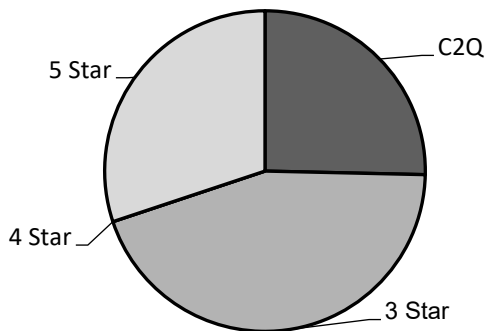
Star Rated Programs

	# Licensed	C2Q	3-Star	4-Star	5-Star
CC	2	1	1	0	0
CF	6	4	1	0	0
RF	21	7	1	0	0
HS	6	0	0	0	5
AP	8	0	0	0	0
Totals	43	12	3	0	5

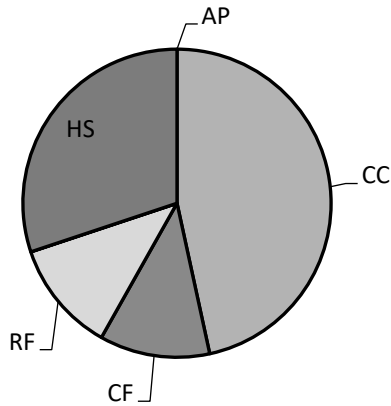
CC = Certified Center; CF = Certified Family; RF = Registered Family; RA = Recorded Agency; HS = Head Start; PS = Preschool Program; AP = Alternative Pathway

Children in Spark Programs: 631

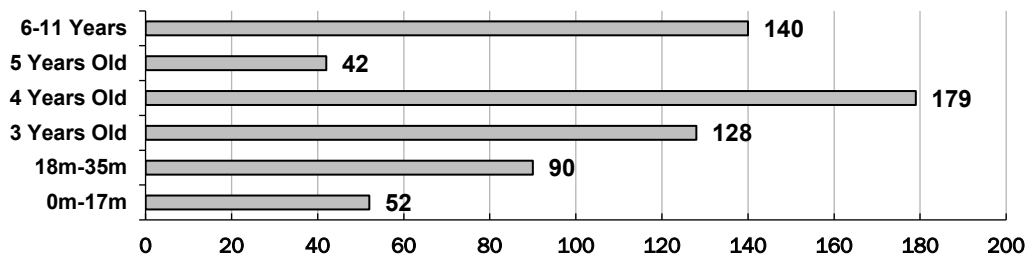
Children by Designation



Children by Program Type



Children by Age




Number of Children



County Data Facts

All data as of June 30, 2022



Washington

County Spark Participation

Star Rated Programs

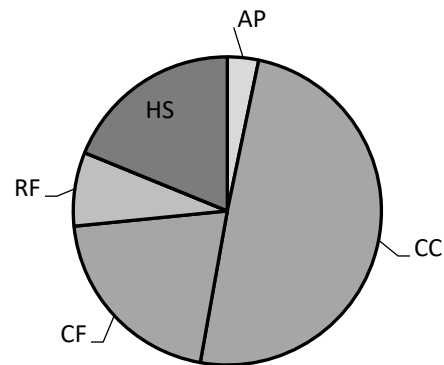
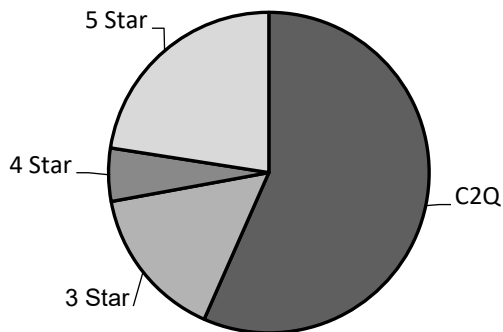
	# Licensed	C2Q	3-Star	4-Star	5-Star
CC	238	34	0	4	2
CF	261	68	17	6	8
RF	272	43	8	2	0
HS	37	1	1	0	12
AP	67	5	2	1	3
Totals	875	151	28	13	25

CC = Certified Center; CF = Certified Family; RF = Registered Family; RA = Recorded Agency; HS = Head Start; PS = Preschool Program; AP = Alternative Pathway

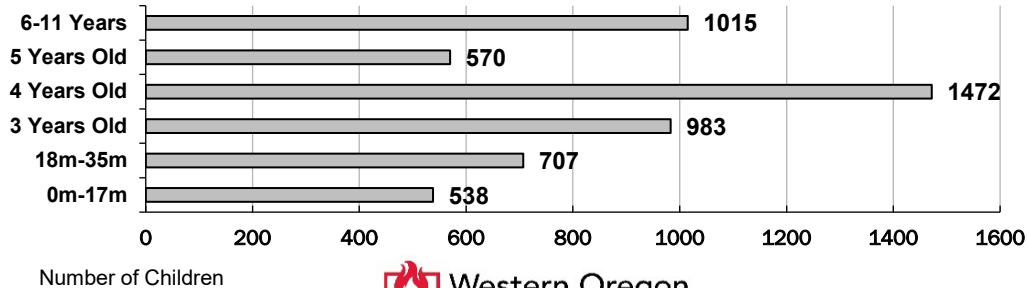
Children in Spark Programs: 5,285

Children by Designation

Children by Program Type



Children by Age



County Data Facts

All data as of June 30, 2022



Wheeler

County Spark Participation

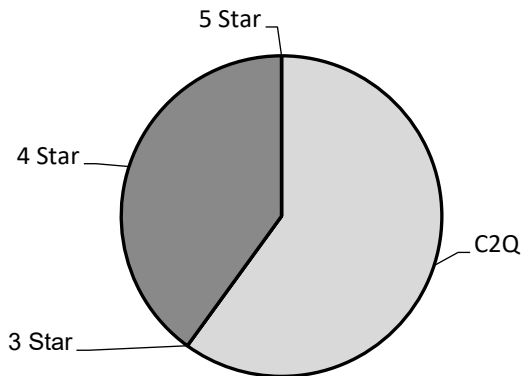
Star Rated Programs

	# Licensed	C2Q	3-Star	4-Star	5-Star
CC	0	0	0	0	0
CF	0	0	0	0	0
RF	1	0	0	0	0
HS	2	0	0	0	0
AP	0	1	0	1	0
Totals	3	1	0	1	0

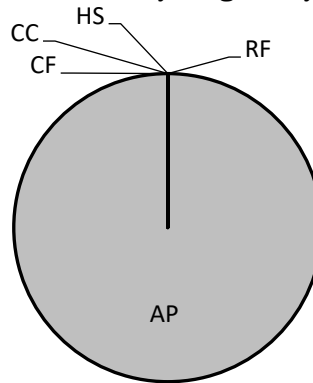
CC = Certified Center; CF = Certified Family; RF = Registered Family; RA = Recorded Agency; HS = Head Start; PS = Preschool Program; AP = Alternative Pathway

Children in Spark Programs: 20

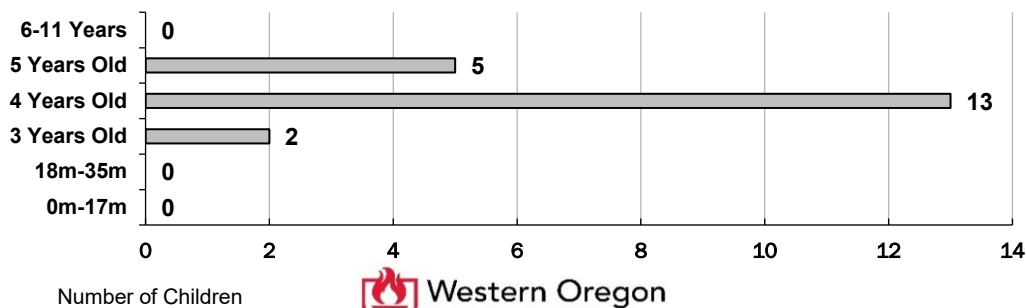
Children by Designation



Children by Program Type




Children by Age



County Data Facts

All data as of June 30, 2022



Yamhill

County Spark Participation

Star Rated Programs

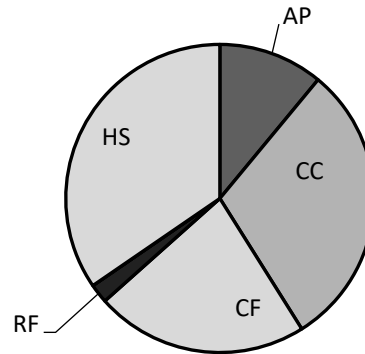
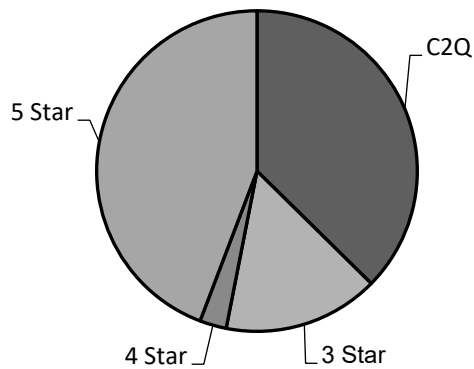
	# Licensed	C2Q	3-Star	4-Star	5-Star
CC	25	4	2	0	0
CF	37	3	2	3	3
RF	32	1	0	0	1
RA	8	0	0	0	6
AP	16	2	1	0	0
Totals	118	10	5	3	10

CC = Certified Center; CF = Certified Family; RF = Registered Family; RA = Recorded Agency; HS = Head Start; PS = Preschool Program; AP = Alternative Pathway

Children in Spark Programs: 891

Children by Designation

Children by Program Type



Children by Age

