



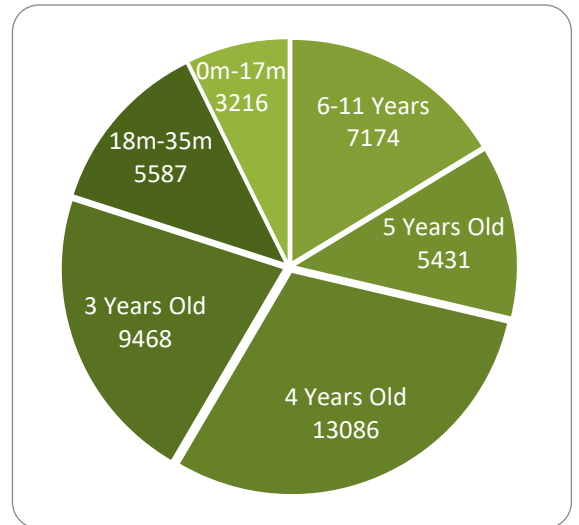
Data Facts

September 30, 2022
Oregonspark.org

Spark, Oregon's Quality Rating and Improvement System is a system designed to raise the quality and consistency of early learning programs across the state. Spark aligns with the national trend of QRISs that recognizes, rewards, and builds on the current quality of early learning. Spark provides a framework for program quality improvement while providing a tool that helps parents looking for quality early learning and care options.

Visit <http://www.oregonspark.org> for more information on requirements and standards.

There were 43,962 children in Early Learning & Development Programs (ELDPs) that had achieved a Commitment to Quality (C2Q) rating or above. Three in five (82%) of those children are in child care centers, 13% are in certified family child care, and 6% are in registered family child care. ELDPs that have attained a 3-, 4-, or 5-star rating provide service to 24,419 children. The age distribution of children in C2Q or star rated programs is highlighted in the figure. Head Start programs participating in the QRIS provide services to 12,827 children.




Total Children in Programs Participating in QRIS

43,962

This report reflects information gathered as of Sep 30, 2022.
For additional information please contact: 1-877-768-8290

Data Fact Archive

We have received 1960 portfolios. This includes 741 resubmissions for a higher rating. Of these 741 resubmissions, 740 have already been rescored, with 643 programs moving up in ratings.



	Number of Licensed Programs	Achieved Commitment to Quality (C2Q)	3	4	5
CC	1,184	254	51	27	56
CF	1,148	245	96	36	53
RF	1,731	204	90	7	6
HS	406	11	6	1	224
PS	534	0	0	1	0
AP	509	48	9	11	17
Totals	4,978	762	252	82	356

CC = Certified Center; **CF** = Certified Family; **RF** = Registered Family; **HS** = Head Start; **AP** = Alternative Pathway
 Alternative Pathway (AP) indicates programs that are license exempt due to their association with school districts. These School Partner programs may have been licensed in the past and are still eligible for Spark participation. There are other School Partner programs that are not currently participating in Spark. However, the full list is not available yet so there may be discrepancies in the Data Facts until all School Partners and School Partners participating in Spark (AP) can be identified.

This report reflects information gathered as of Sep 30, 2022.
 For additional information please contact: 1-877-768-8290

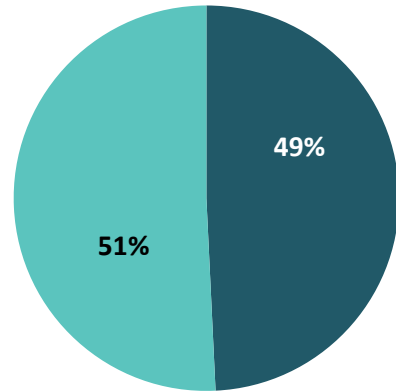
[Data Fact Archive](#)

Participation

This infographic shows the percentage of child care programs participating in Oregon's Spark by county.

Breakdown by Type

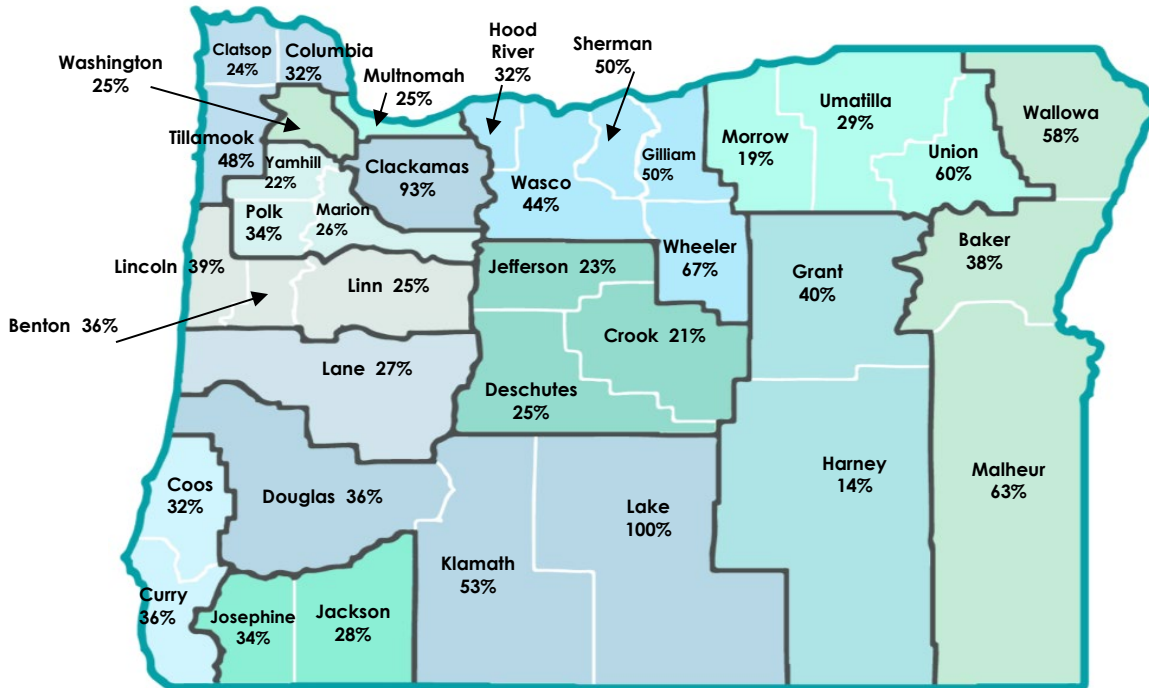
Centers includes licensed, alternative pathway, and Head Start programs. Family Child Care includes both large certified family and small registered family programs. There are 1452 programs participating in total.



Breakdown by Participation

Participation is a percentage of the total number of eligible programs in each county.

■ Centers ■ Family Child Care



Produced by the Center on Research, Evaluation & Analysis - The Research Institute at Western Oregon University

County Data Facts

All data as of September 30, 2022



Baker

County Spark Participation

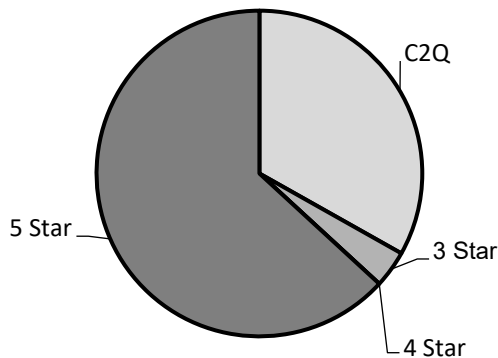
Star Rated Programs

	# Licensed	C2Q	3-Star	4-Star	5-Star
CC	5	2	1	0	0
CF	2	0	0	0	0
RF	15	4	0	0	0
HS	0	0	0	0	2
PS	5	0	0	0	0
AP	2	0	0	0	0
Totals	29	6	1	0	2

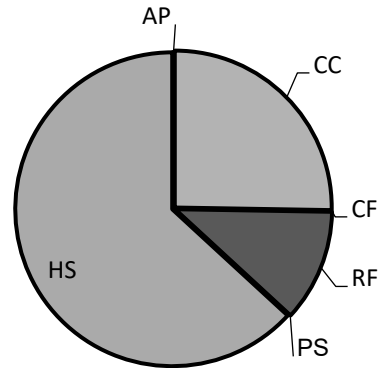
CC = Certified Center; CF = Certified Family; RF = Registered Family; RA = Recorded Agency; HS = Head Start; PS = Preschool Program; AP = Alternative Pathway

Children in Spark Programs: 190

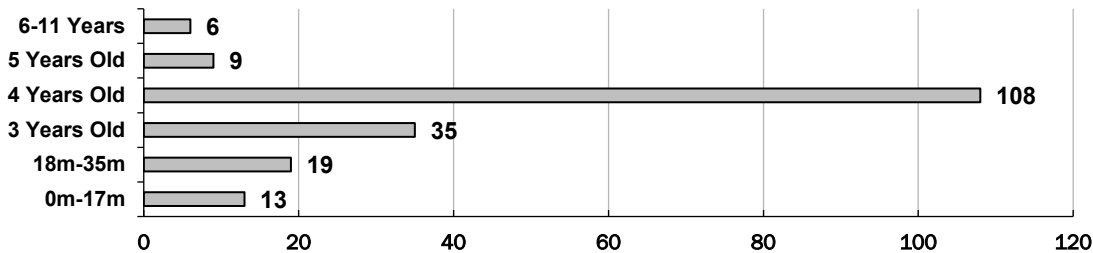
Children by Designation



Children by Program Type




Children by Age



Number of Children

County Data Facts

All data as of September 30, 2022



Benton

County Spark Participation

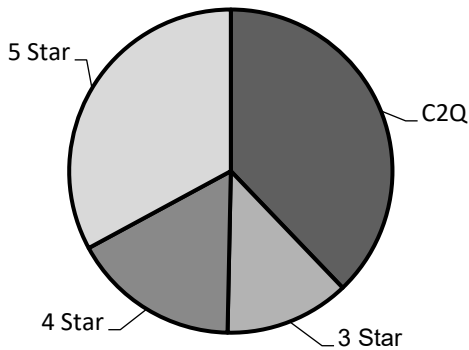
Star Rated Programs

	# Licensed	C2Q	3-Star	4-Star	5-Star
CC	29	8	1	2	5
CF	18	3	1	0	1
RF	19	1	1	2	0
HS	6	0	0	0	2
PS	11	0	0	0	0
AP	2	0	0	0	0
Totals	74	12	3	4	8

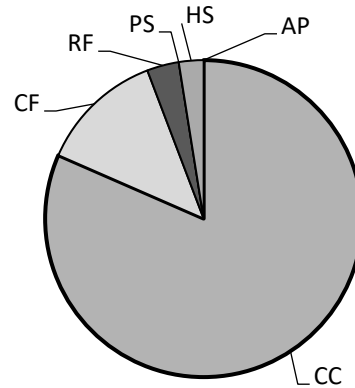
CC = Certified Center; CF = Certified Family; RF = Registered Family; RA = Recorded Agency; HS = Head Start; PS = Preschool Program; AP = Alternative Pathway

Children in Spark Programs: 1,073

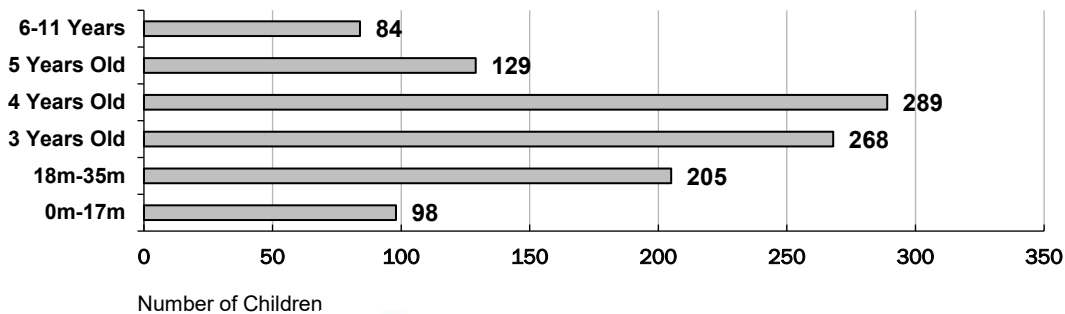
Children by Designation



Children by Program Type



Children by Age



County Data Facts

All data as of September 30, 2022



Clackamas

Star Rated Programs

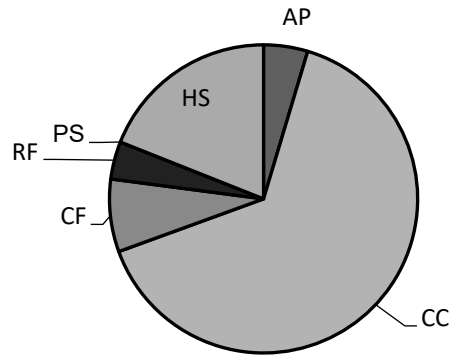
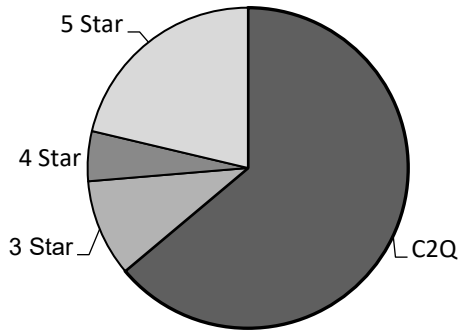
	# Licensed	C2Q	3-Star	4-Star	5-Star
CC	29	24	1	2	2
CF	18	10	5	1	3
RF	19	10	4	1	0
HS	6	2	1	0	10
PS	64	0	0	0	0
AP	15	4	1	0	0
Totals	87	50	12	4	15

CC = Certified Center; CF = Certified Family; RF = Registered Family; RA = Recorded Agency; HS = Head Start; PS = Preschool Program; AP = Alternative Pathway

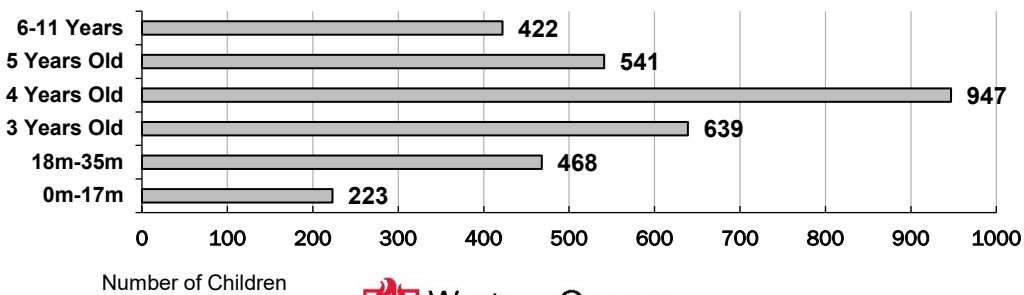
Children in Spark Programs: 3,240

Children by Designation

Children by Program Type



Children by Age



County Data Facts

All data as of September 30, 2022



Clatsop

County Spark Participation

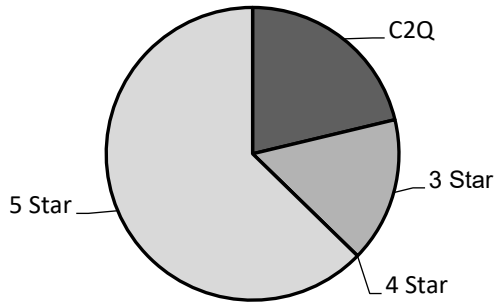
Star Rated Programs

	# Licensed	C2Q	3-Star	4-Star	5-Star
CC	15	0	1	0	0
CF	3	1	0	0	0
RF	11	2	1	0	0
HS	3	0	0	0	3
PS	4	0	0	0	0
AP	9	1	0	0	1
Totals	41	4	2	0	4

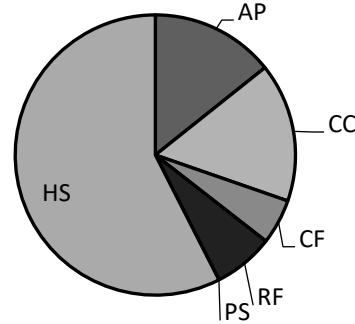
CC = Certified Center; CF = Certified Family; RF = Registered Family; RA = Recorded Agency; HS = Head Start; PS = Preschool Program; AP = Alternative Pathway

Children in Spark Programs: 287

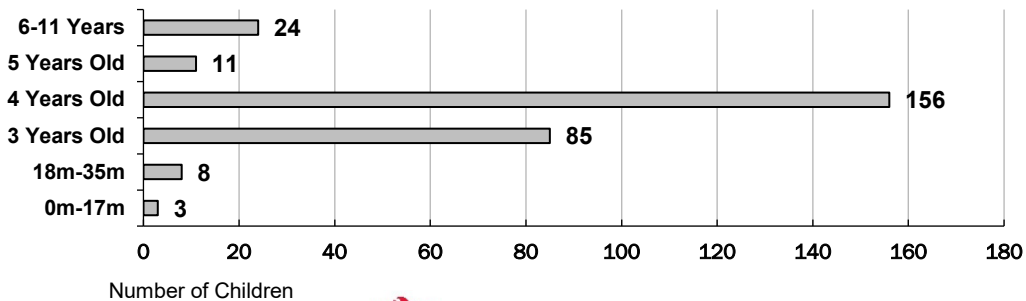
Children by Designation



Children by Program Type




Children by Age



County Data Facts

All data as of September 30, 2022



Columbia

County Spark Participation

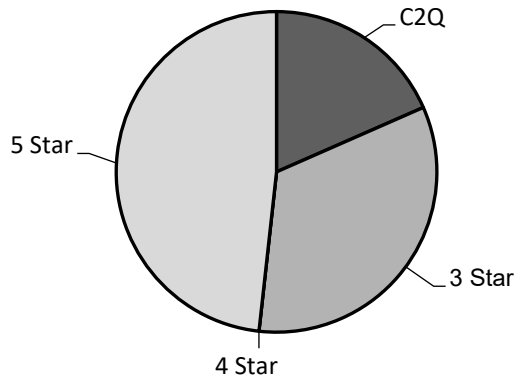
Star Rated Programs

	# Licensed	C2Q	3-Star	4-Star	5-Star
CC	8	2	2	0	1
CF	7	1	2	0	0
RF	19	2	1	0	0
HS	9	0	0	0	4
PS	11	0	0	0	0
AP	16	1	0	0	3
Totals	59	6	5	0	8

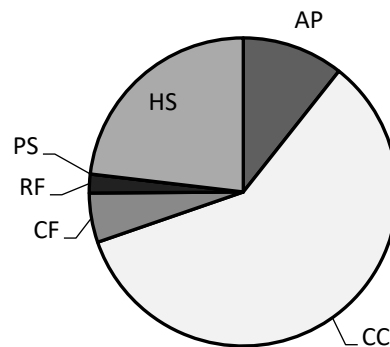
CC = Certified Center; CF = Certified Family; RF = Registered Family; RA = Recorded Agency; HS = Head Start; PS = Preschool Program; AP = Alternative Pathway

Children in Spark Programs: 657

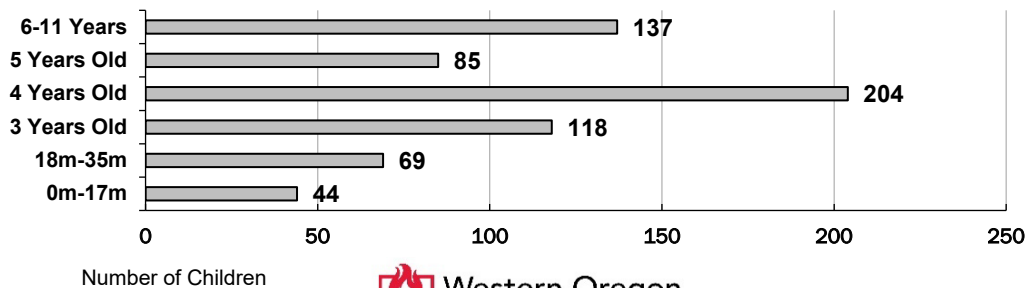
Children by Designation



Children by Program Type



Children by Age



County Data Facts

All data as of September 30, 2022



Coos

County Spark Participation

Star Rated Programs

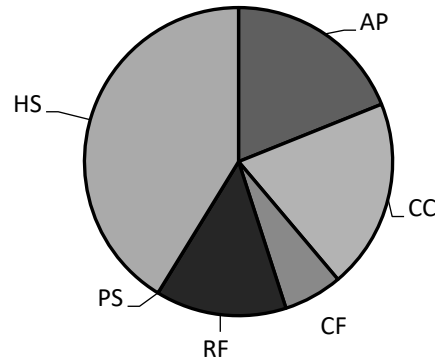
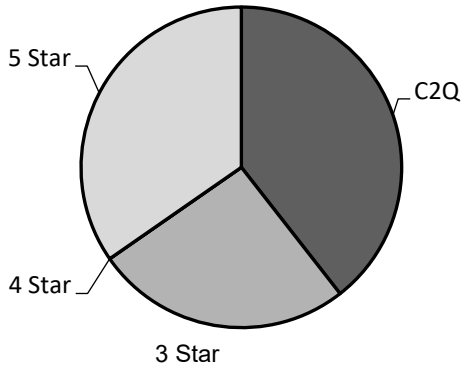
	# Licensed	C2Q	3-Star	4-Star	5-Star
CC	9	2	1	0	0
CF	6	0	3	0	0
RF	36	4	3	0	0
HS	8	0	1	0	6
PS	5	0	0	0	0
AP	10	2	0	0	0
Totals	69	8	8	0	6

CC = Certified Center; CF = Certified Family; RF = Registered Family; RA = Recorded Agency; HS = Head Start; PS = Preschool Program; AP = Alternative Pathway

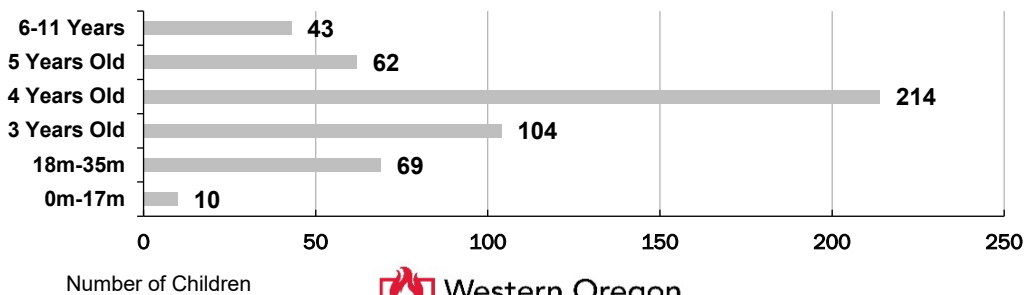
Children in Spark Programs: 502

Children by Designation

Children by Program Type



Children by Age



County Data Facts

All data as of September 30, 2022



Crook

County Spark Participation

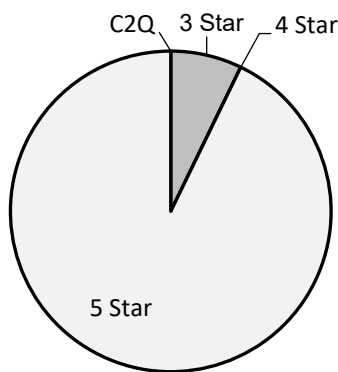
Star Rated Programs

	# Licensed	C2Q	3-Star	4-Star	5-Star
CC	6	0	0	0	1
CF	3	0	0	0	0
RF	7	0	1	0	0
HS	2	0	0	0	2
PS	3	0	0	0	0
AP	1	0	0	0	0
Totals	19	0	1	0	3

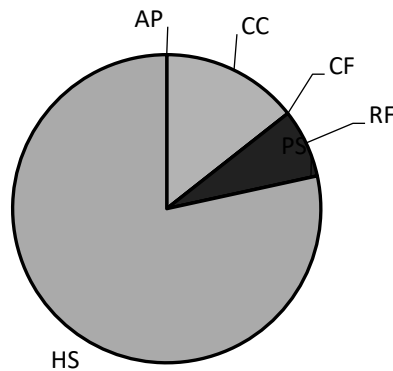
CC = Certified Center; CF = Certified Family; RF = Registered Family; RA = Recorded Agency; HS = Head Start; PS = Preschool Program; AP = Alternative Pathway

Children in Spark Programs: 139

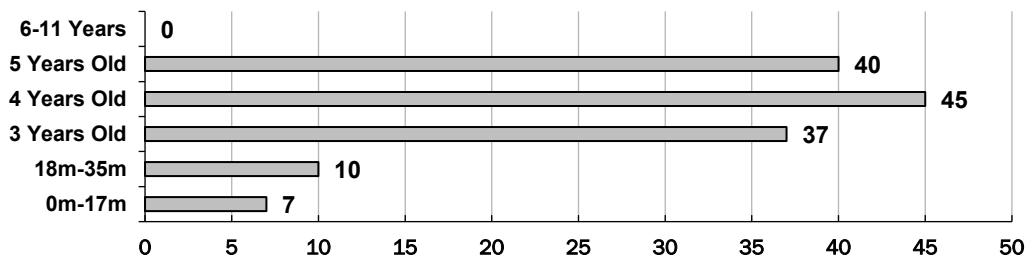
Children by Designation



Children by Program Type



Children by Age



Number of Children



County Data Facts

All data as of September 30, 2022



Curry

County Spark Participation

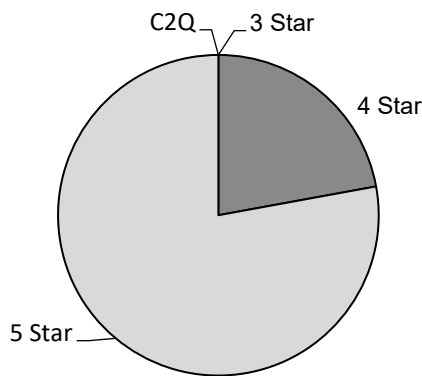
Star Rated Programs

	# Licensed	C2Q	3-Star	4-Star	5-Star
CC	4	0	0	0	0
CF	3	0	0	1	0
RF	4	0	0	0	0
HS	3	0	0	0	4
PS	1	0	0	0	0
AP	0	0	0	0	0
Totals	14	0	0	1	4

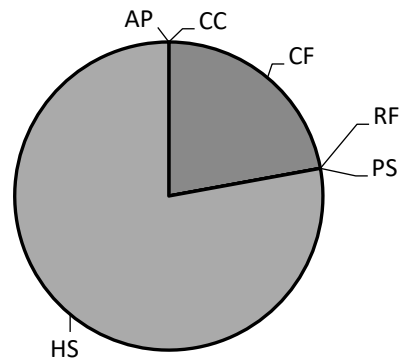
CC = Certified Center; CF = Certified Family; RF = Registered Family; RA = Recorded Agency; HS = Head Start; PS = Preschool Program; AP = Alternative Pathway

Children in Spark Programs: 113

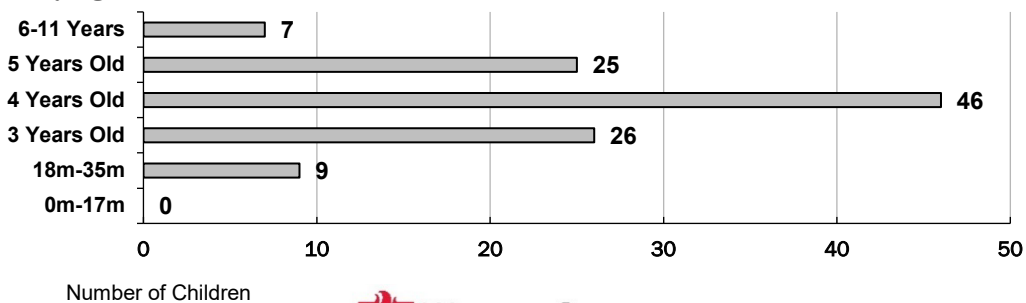
Children by Designation



Children by Program Type




Children by Age



County Data Facts

All data as of September 30, 2022



Deschutes

County Spark Participation

Star Rated Programs

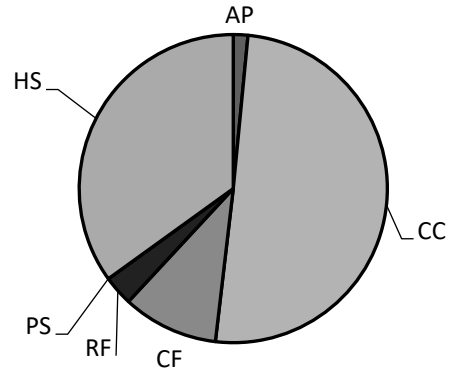
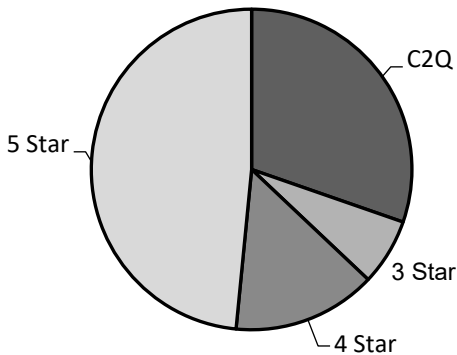
	# Licensed	C2Q	3-Star	4-Star	5-Star
CC	75	8	2	5	8
CF	61	10	3	1	0
RF	61	4	4	0	0
HS	11	0	0	0	8
PS	28	0	0	0	0
AP	16	2	0	0	0
Totals	224	24	9	6	16

CC = Certified Center; CF = Certified Family; RF = Registered Family; RA = Recorded Agency; HS = Head Start; PS = Preschool Program; AP = Alternative Pathway

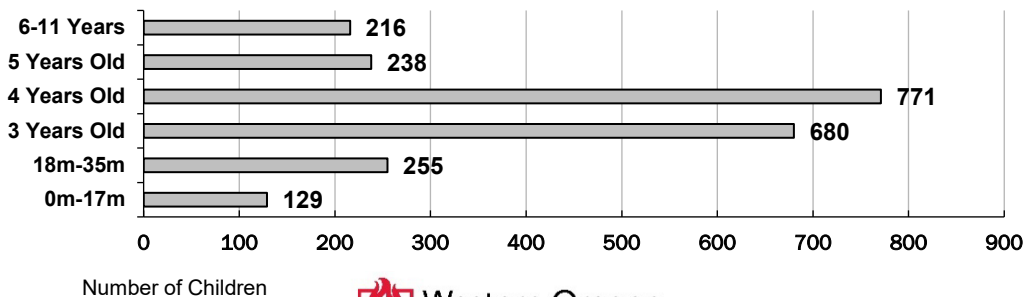
Children in Spark Programs: 2,289

Children by Designation

Children by Program Type




Children by Age



County Data Facts

All data as of September 30, 2022



Douglas

County Spark Participation

Star Rated Programs

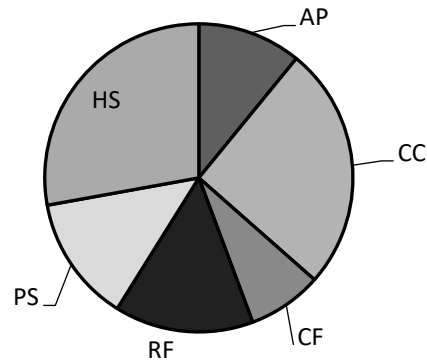
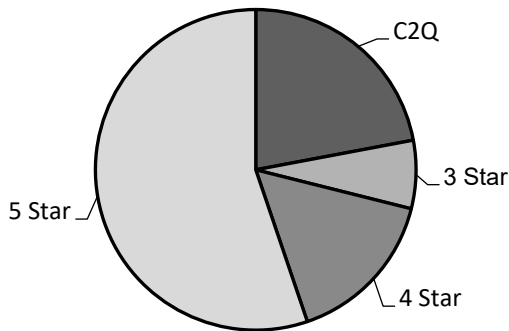
	# Licensed	C2Q	3-Star	4-Star	5-Star
CC	16	3	1	0	3
CF	6	2	1	0	2
RF	46	7	1	0	2
HS	9	0	0	0	6
PS	10	0	0	1	0
AP	21	1	1	1	3
Totals	98	13	4	1	16

CC = Certified Center; CF = Certified Family; RF = Registered Family; RA = Recorded Agency; HS = Head Start; PS = Preschool Program; AP = Alternative Pathway

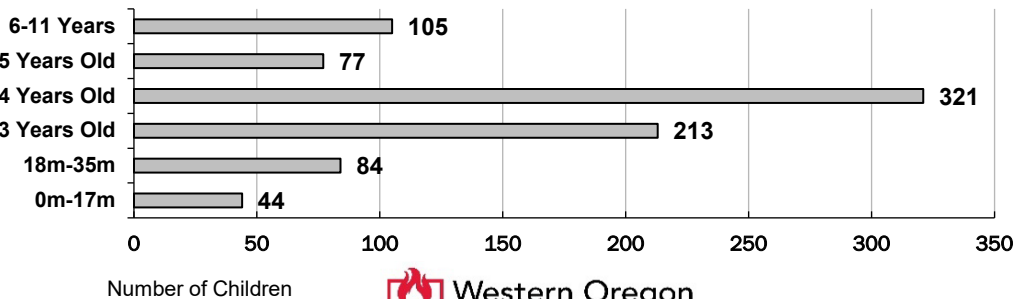
Children in Spark Programs: 844

Children by Designation

Children by Program Type



Children by Age



County Data Facts

All data as of September 30, 2022



Gilliam

County Spark Participation

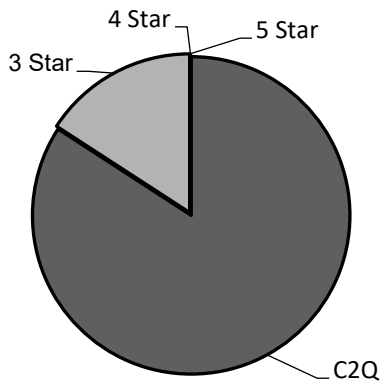
Star Rated Programs

	# Licensed	C2Q	3-Star	4-Star	5-Star
CC	0	0	0	0	0
CF	1	0	1	0	0
RF	0	0	0	0	0
HS	2	1	0	0	0
PS	0	0	0	0	0
AP	1	0	0	0	0
Totals	4	1	1	0	0

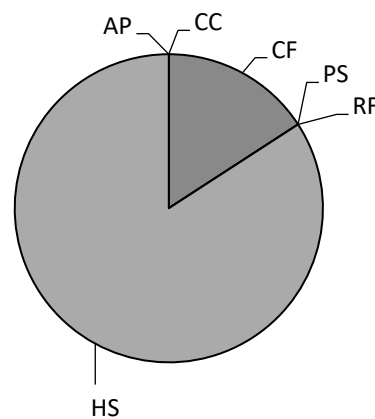
CC = Certified Center; CF = Certified Family; RF = Registered Family; RA = Recorded Agency; HS = Head Start; PS = Preschool Program; AP = Alternative Pathway

Children in Spark Programs: 101

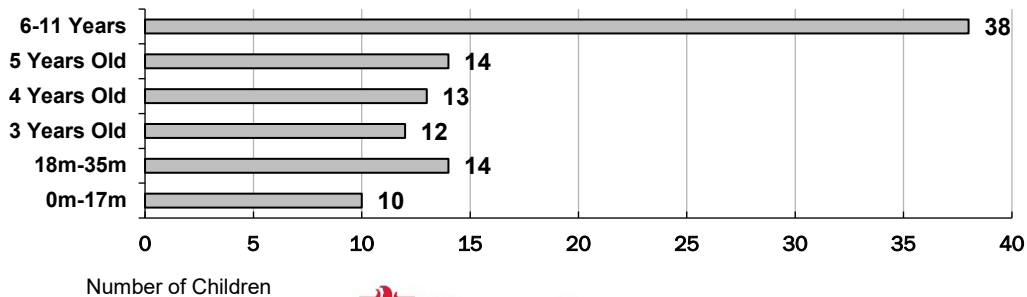
Children by Designation



Children by Program Type



Children by Age



County Data Facts

All data as of September 30, 2022



Grant

County Spark Participation

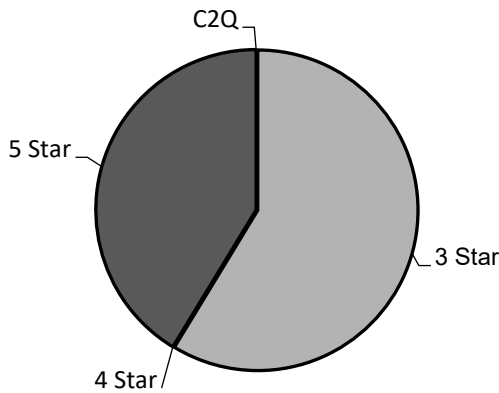
Star Rated Programs

	# Licensed	C2Q	3-Star	4-Star	5-Star
CC	1	0	1	0	0
CF	1	0	0	0	0
RF	0	0	0	0	0
HS	1	0	0	0	1
PS	2	0	0	0	0
AP	2	0	0	0	0
Totals	5	0	1	0	1

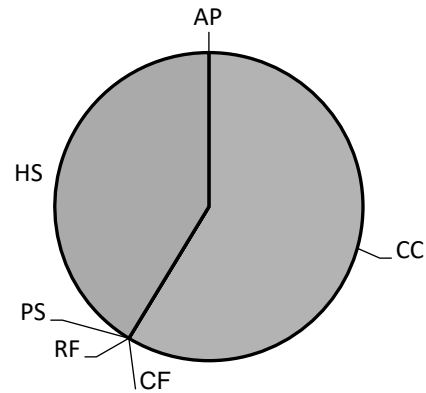
CC = Certified Center; CF = Certified Family; RF = Registered Family; RA = Recorded Agency; HS = Head Start; PS = Preschool Program; AP = Alternative Pathway

Children in Spark Programs: 46

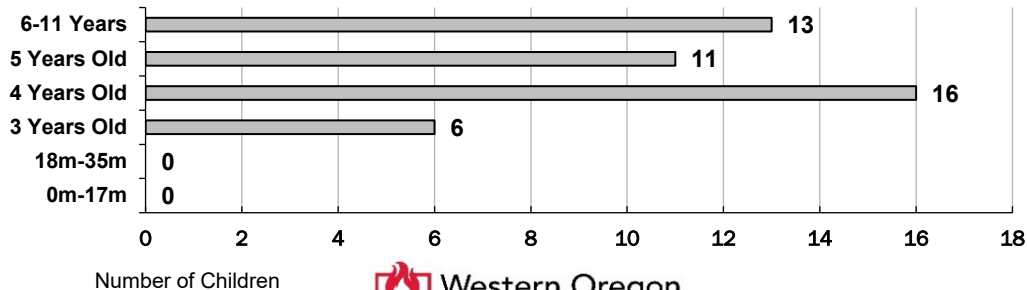
Children by Designation



Children by Program Type



Children by Age



The Research Institute

County Data Facts

All data as of September 30, 2022



Harney

County Spark Participation

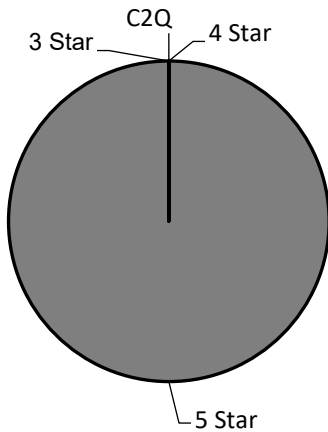
Star Rated Programs

	# Licensed	C2Q	3-Star	4-Star	5-Star
CC	1	0	0	0	0
CF	1	0	0	0	0
RF	2	0	0	0	0
HS	1	0	0	0	1
PS	1	0	0	0	0
AP	2	0	0	0	0
Totals	7	0	0	0	1

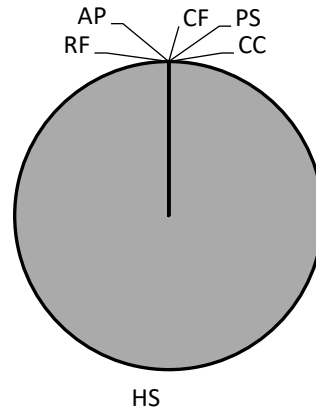
CC = Certified Center; CF = Certified Family; RF = Registered Family; RA = Recorded Agency; HS = Head Start; PS = Preschool Program; AP = Alternative Pathway

Children in Spark Programs: 80

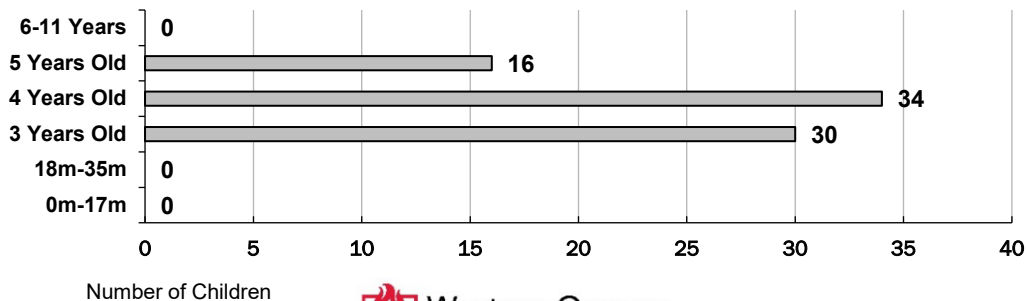
Children by Designation



Children by Program Type




Children by Age



County Data Facts

All data as of September 30, 2022



Hood River

County Spark Participation

Star Rated Programs

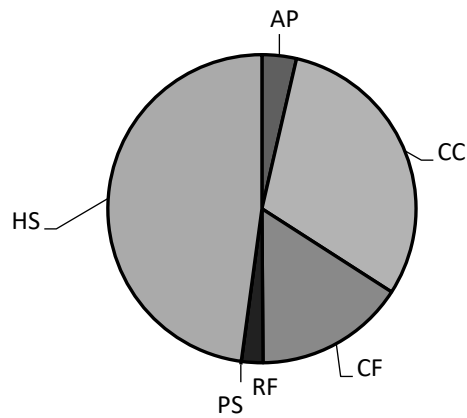
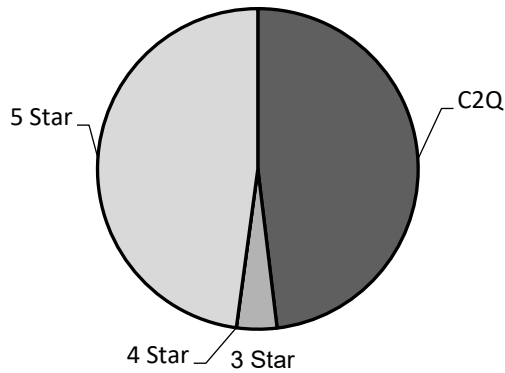
	# Licensed	C2Q	3-Star	4-Star	5-Star
CC 	17	4	0	0	0
CF 	10	3	0	0	0
RF 	19	1	1	0	0
HS 	8	0	0	0	8
PS 	3	0	0	0	0
AP 	2	0	1	0	0
Totals 	56	8	2	0	8

CC = Certified Center; CF = Certified Family; RF = Registered Family; RA = Recorded Agency; HS = Head Start; PS = Preschool Program; AP = Alternative Pathway

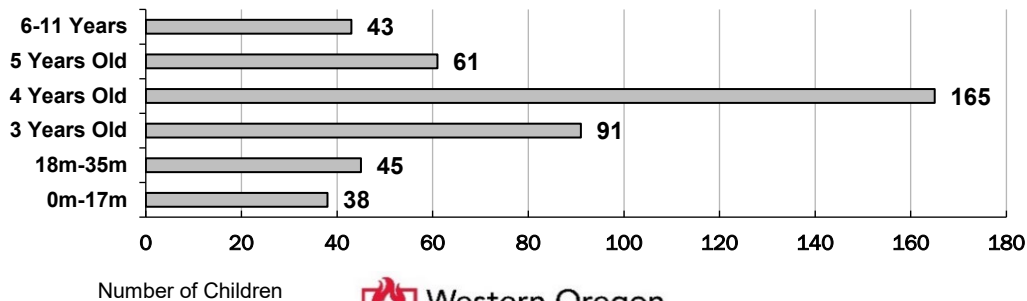
Children in Spark Programs: 443

Children by Designation

Children by Program Type




Children by Age



County Data Facts

All data as of September 30, 2022



Jackson

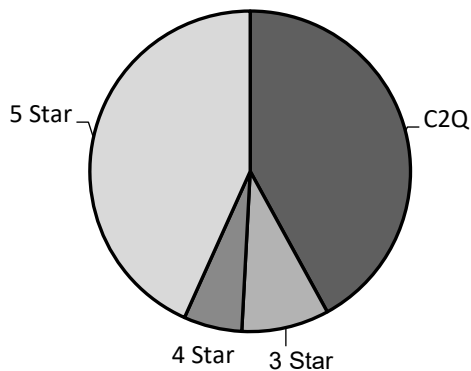
Star Rated Programs

	# Licensed	C2Q	3-Star	4-Star	5-Star
CC	51	8	2	2	2
CF	66	11	10	3	1
RF	97	11	8	0	0
HS	20	1	0	0	15
PS	34	0	0	0	0
AP	36	1	0	0	0
Totals	270	32	20	5	18

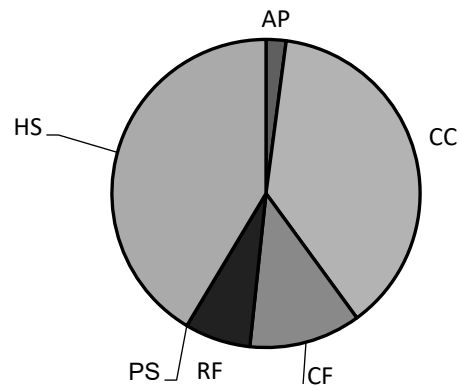
CC = Certified Center; CF = Certified Family; RF = Registered Family; RA = Recorded Agency; HS = Head Start; PS = Preschool Program; AP = Alternative Pathway

Children in Spark Programs: 2,142

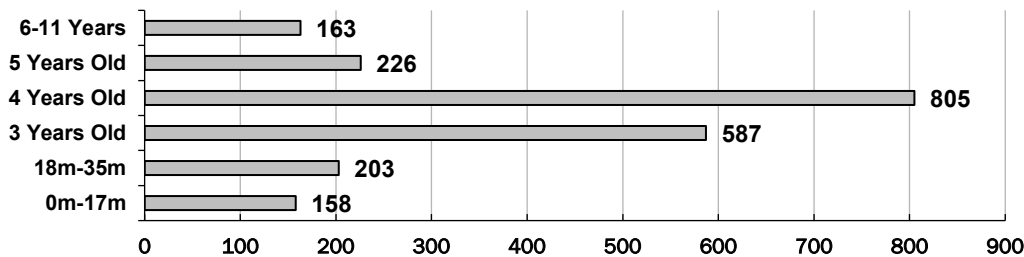
Children by Designation



Children by Program Type



Children by Age



Number of Children



County Data Facts

All data as of September 30, 2022



Jefferson

County Spark Participation

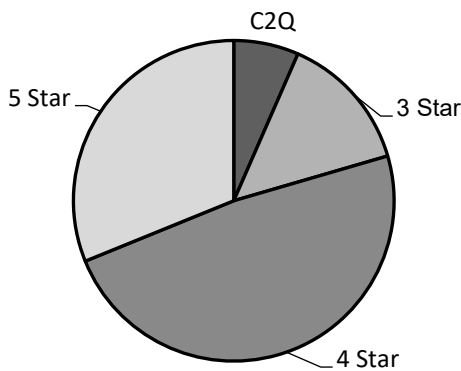
Star Rated Programs

	# Licensed	C2Q	3-Star	4-Star	5-Star
CC	1	0	2	0	0
CF	2	1	0	0	0
RF	10	1	0	0	0
HS	7	0	0	1	1
PS	4	0	0	0	0
AP	6	0	0	0	0
Totals	26	2	2	1	1

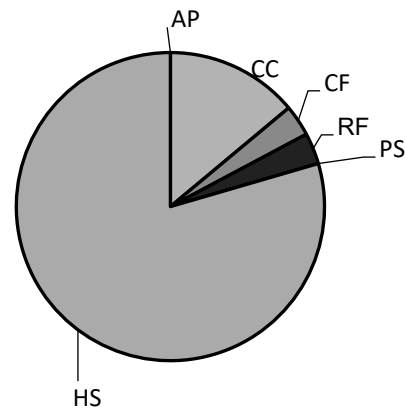
CC = Certified Center; CF = Certified Family; RF = Registered Family; RA = Recorded Agency; HS = Head Start; PS = Preschool Program; AP = Alternative Pathway

Children in Spark Programs: 244

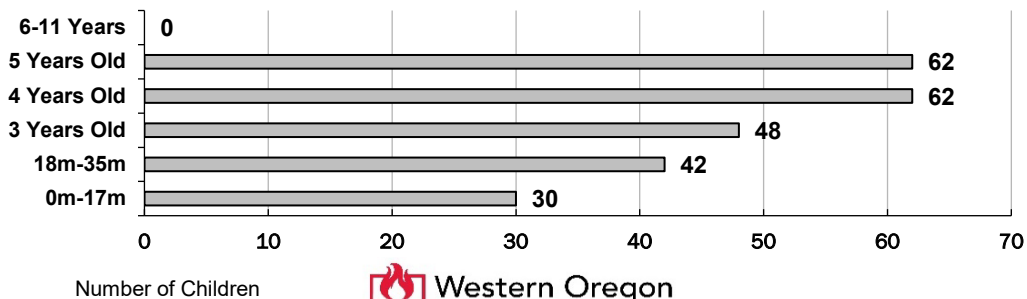
Children by Designation



Children by Program Type




Children by Age



County Data Facts

All data as of September 30, 2022



Josephine

County Spark Participation

Star Rated Programs

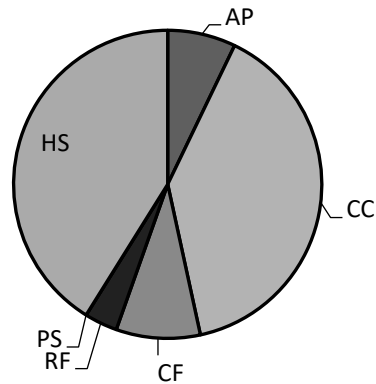
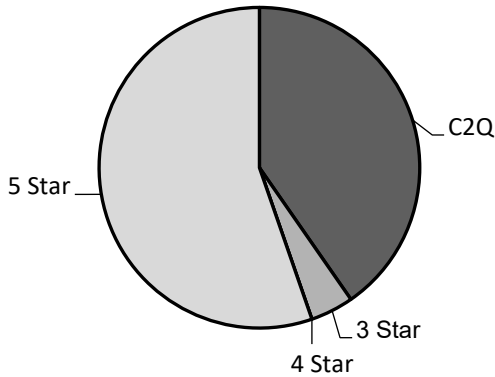
	# Licensed	C2Q	3-Star	4-Star	5-Star
CC	30	7	0	0	1
CF	15	3	3	0	1
RF	19	2	1	0	0
HS	10	0	0	0	9
PS	12	0	0	0	0
AP	8	0	0	0	1
Totals	82	12	4	0	12

CC = Certified Center; CF = Certified Family; RF = Registered Family; RA = Recorded Agency; HS = Head Start; PS = Preschool Program; AP = Alternative Pathway

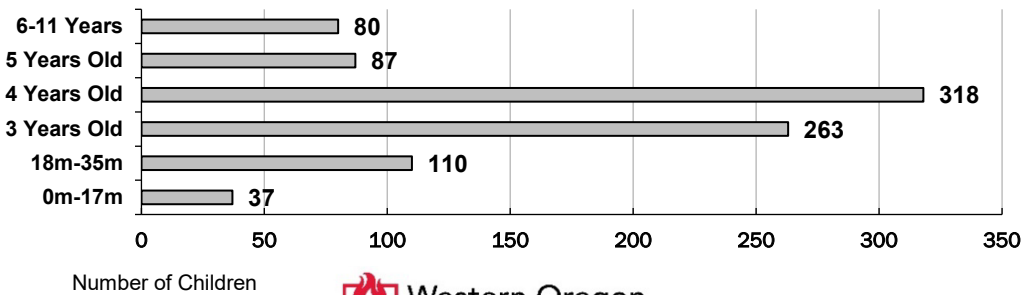
Children in Spark Programs: 895

Children by Designation

Children by Program Type



Children by Age



County Data Facts

All data as of September 30, 2022



Klamath

County Spark Participation

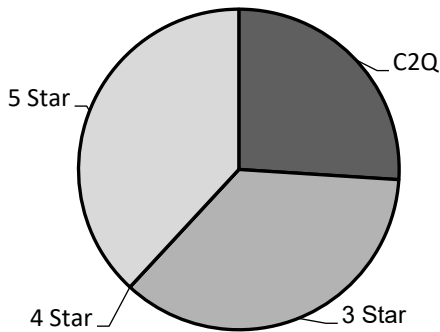
Star Rated Programs

	# Licensed	C2Q	3-Star	4-Star	5-Star
CC	9	3	1	0	1
CF	7	2	2	0	1
RF	19	6	2	0	0
HS	10	1	1	0	6
PS	6	0	0	0	0
AP	10	3	0	0	0
Totals	55	15	6	0	8

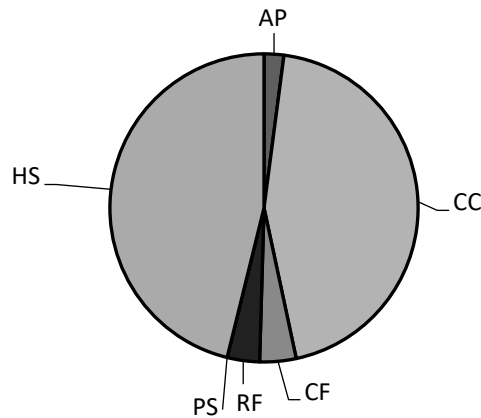
CC = Certified Center; CF = Certified Family; RF = Registered Family; RA = Recorded Agency; HS = Head Start; PS = Preschool Program; AP = Alternative Pathway

Children in Spark Programs: 1,207

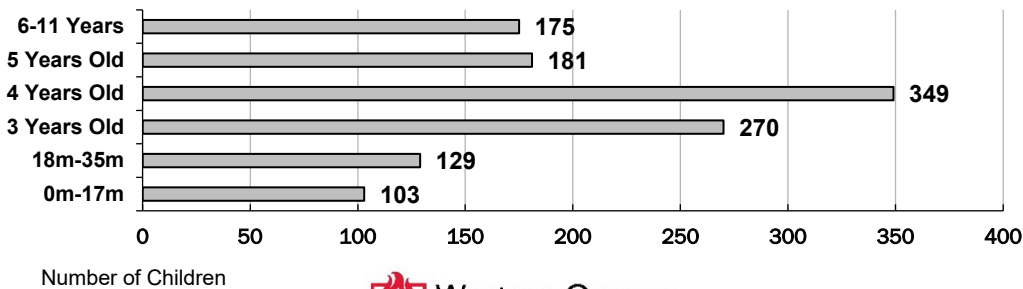
Children by Designation



Children by Program Type



Children by Age



County Data Facts

All data as of September 30, 2022



Lake

County Spark Participation

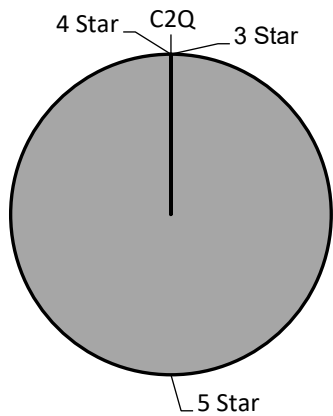
Star Rated Programs

	# Licensed	C2Q	3-Star	4-Star	5-Star
CC	0	0	0	0	0
CF	0	0	0	0	0
RF	0	0	0	0	0
HS	1	0	0	0	1
PS	1	0	0	0	0
AP	0	0	0	0	0
Totals	1	0	0	0	1

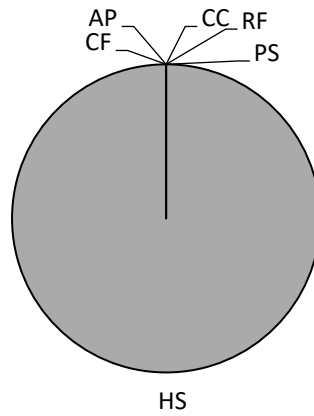
CC = Certified Center; CF = Certified Family; RF = Registered Family; RA = Recorded Agency; HS = Head Start; PS = Preschool Program; AP = Alternative Pathway

Children in Spark Programs: 161

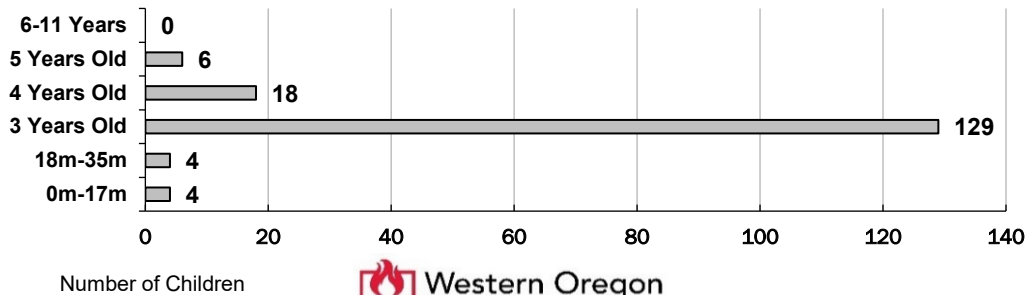
Children by Designation



Children by Program Type




Children by Age



County Data Facts

All data as of September 30, 2022



Lane

County Spark Participation

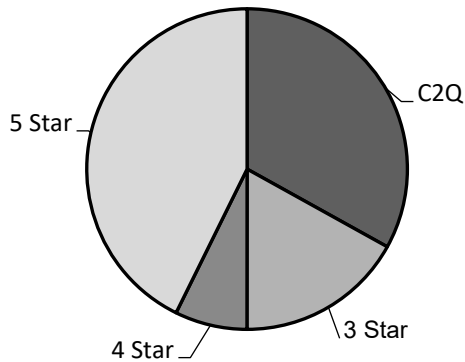
Star Rated Programs

	# Licensed	C2Q	3-Star	4-Star	5-Star
CC	99	20	9	1	12
CF	91	11	9	9	5
RF	130	2	6	0	1
HS	25	0	0	0	18
PS	44	0	0	0	0
AP	66	3	1	4	1
Totals	411	36	25	14	37

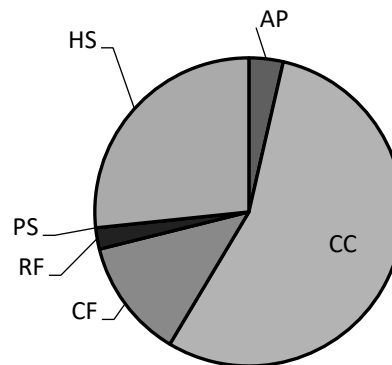
CC = Certified Center; CF = Certified Family; RF = Registered Family; RA = Recorded Agency; HS = Head Start; PS = Preschool Program; AP = Alternative Pathway

Children in Spark Programs: 3,621

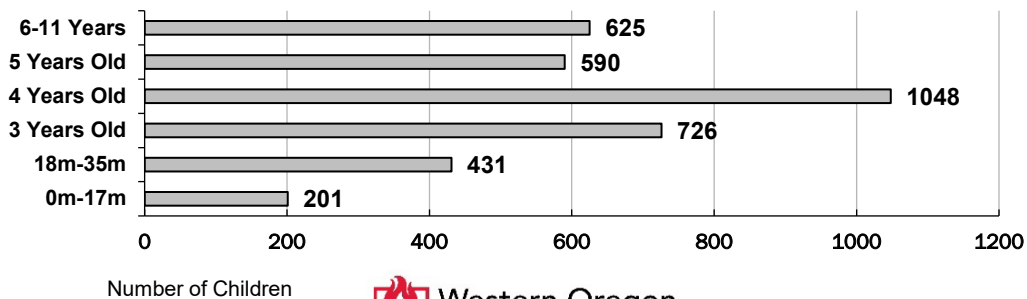
Children by Designation



Children by Program Type



Children by Age



Western Oregon
UNIVERSITY

The Research Institute

County Data Facts

All data as of September 30, 2022



Lincoln

County Spark Participation

Star Rated Programs

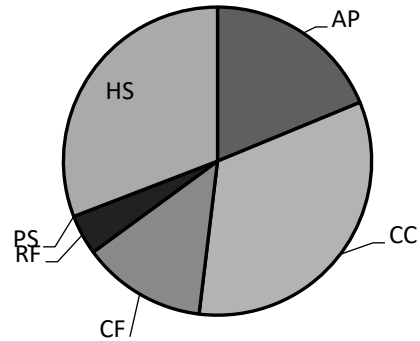
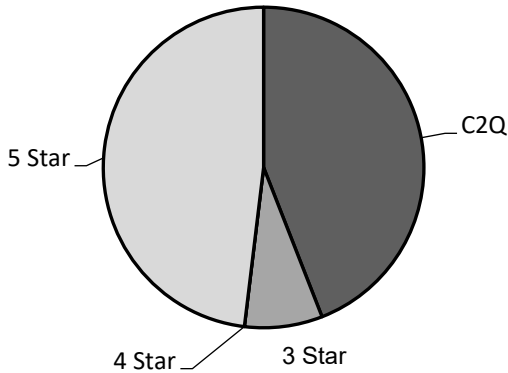
	# Licensed	C2Q	3-Star	4-Star	5-Star
CC	9	2	0	0	1
CF	6	3	1	0	0
RF	11	0	2	0	0
HS	6	0	0	0	3
PS	5	0	0	0	0
AP	12	5	0	0	0
Totals	32	5	3	0	4

CC = Certified Center; CF = Certified Family; RF = Registered Family; RA = Recorded Agency; HS = Head Start; PS = Preschool Program; AP = Alternative Pathway

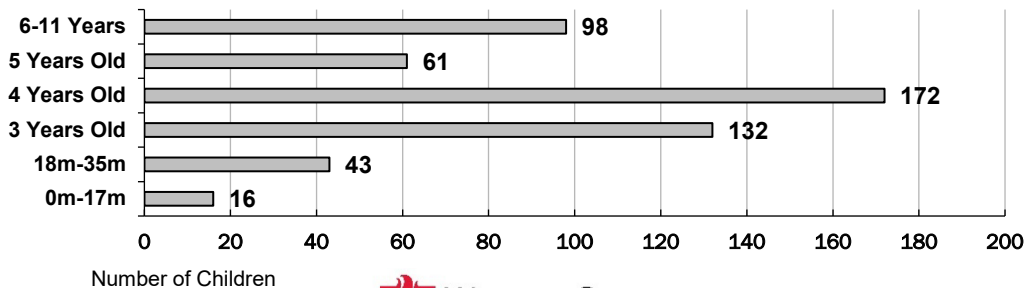
Children in Spark Programs: 522

Children by Designation

Children by Program Type




Children by Age



County Data Facts

All data as of September 30, 2022



Linn

County Spark Participation

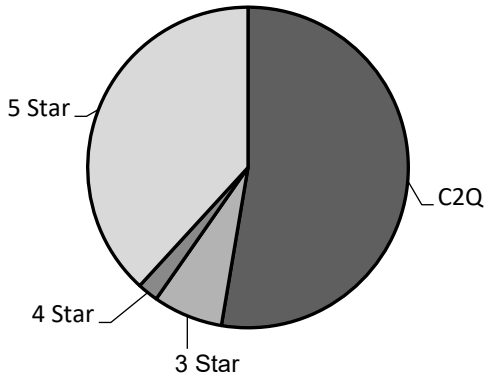
Star Rated Programs

	# Licensed	C2Q	3-Star	4-Star	5-Star
CC	19	7	1	0	1
CF	21	6	2	0	0
RF	54	4	3	0	0
HS	7	0	0	0	3
PS	15	0	0	0	0
AP	17	1	0	2	0
Totals	118	18	6	2	4

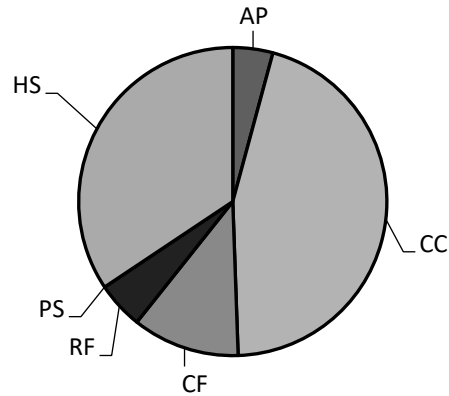
CC = Certified Center; CF = Certified Family; RF = Registered Family; RA = Recorded Agency; HS = Head Start; PS = Preschool Program; AP = Alternative Pathway

Children in Spark Programs: 809

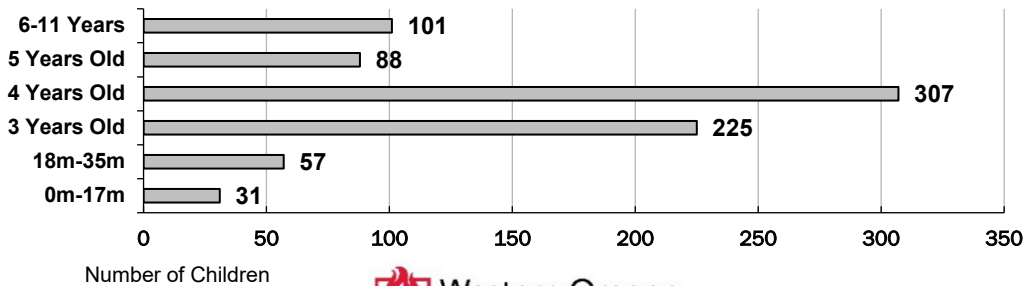
Children by Designation



Children by Program Type



Children by Age



County Data Facts

All data as of September 30, 2022



Malheur

County Spark Participation

Star Rated Programs

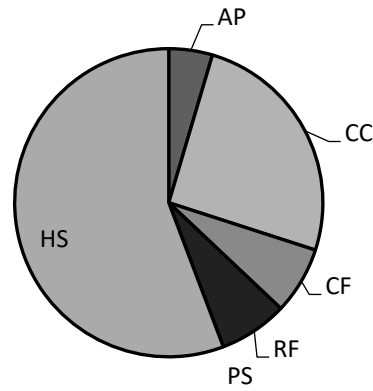
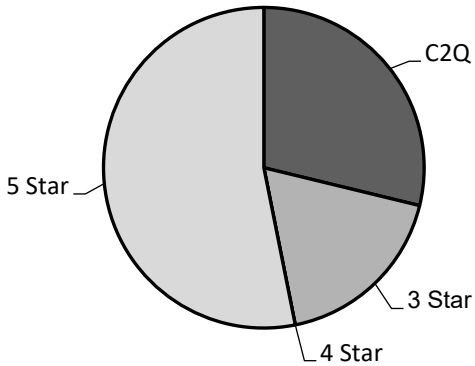
	# Licensed	C2Q	3-Star	4-Star	5-Star
CC	12	4	1	0	0
CF	6	2	2	0	0
RF	13	4	3	0	0
HS	0	1	0	0	5
PS	4	0	0	0	0
AP	7	2	0	0	0
Totals	38	13	6	0	5

CC = Certified Center; CF = Certified Family; RF = Registered Family; RA = Recorded Agency; HS = Head Start; PS = Preschool Program; AP = Alternative Pathway

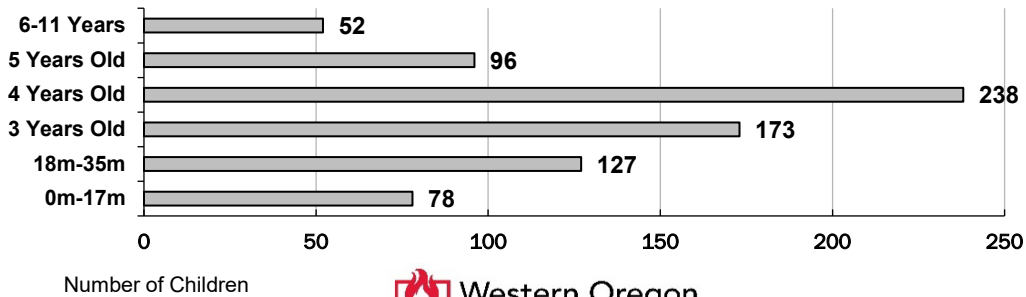
Children in Spark Programs: 764

Children by Designation

Children by Program Type




Children by Age



County Data Facts

All data as of September 30, 2022



Marion

County Spark Participation

Star Rated Programs

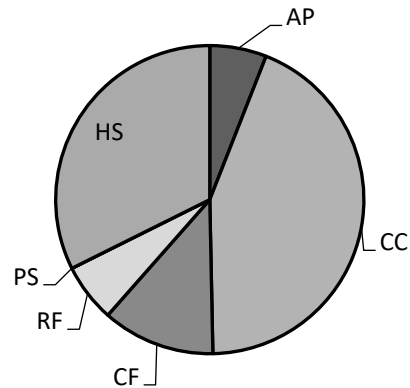
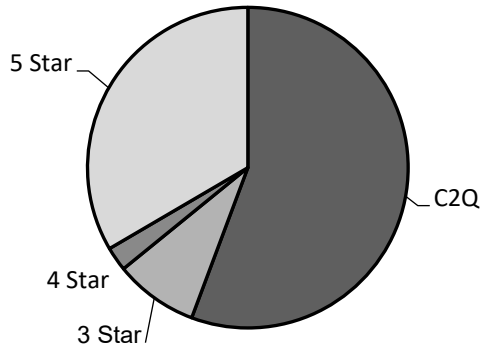
	# Licensed	C2Q	3-Star	4-Star	5-Star
CC	93	29	2	2	1
CF	96	9	10	4	11
RF	190	20	8	0	1
HS	46	2	1	0	19
PS	35	0	0	0	0
AP	59	6	0	0	3
Totals	484	66	21	6	35

CC = Certified Center; CF = Certified Family; RF = Registered Family; RA = Recorded Agency; HS = Head Start; PS = Preschool Program; AP = Alternative Pathway

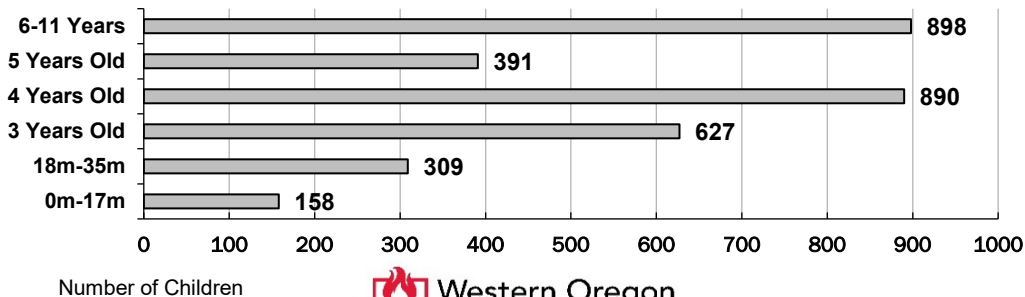
Children in Spark Programs: 3,273

Children by Designation

Children by Program Type




Children by Age



County Data Facts

All data as of September 30, 2022



Morrow

County Spark Participation

Star Rated Programs

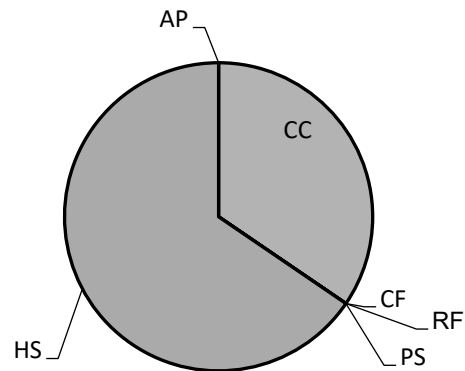
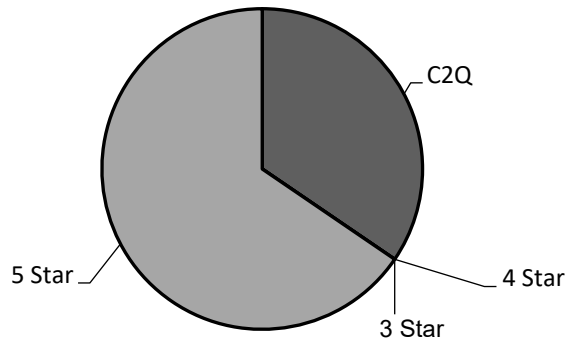
	# Licensed	C2Q	3-Star	4-Star	5-Star
CC	6	1	0	0	0
CF	0	0	0	0	0
RF	1	0	0	0	0
HS	4	0	0	0	2
PS	3	0	0	0	0
AP	5	0	0	0	0
Totals	16	1	0	0	2

CC = Certified Center; CF = Certified Family; RF = Registered Family; RA = Recorded Agency; HS = Head Start; PS = Preschool Program; AP = Alternative Pathway


Children in Spark Programs: 168

Children by Designation

Children by Program Type




Children by Age



County Data Facts

All data as of September 30, 2022



Multnomah

County Spark Participation

Star Rated Programs

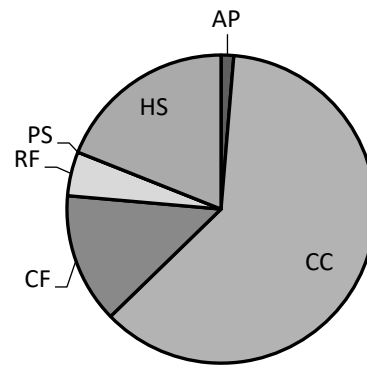
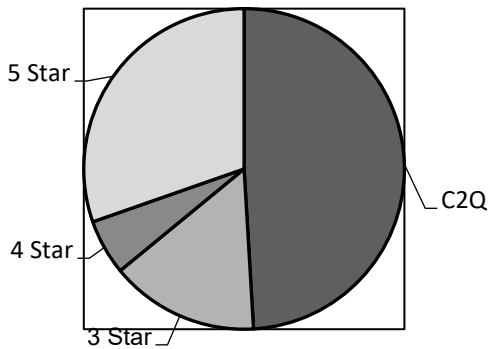
	# Licensed	C2Q	3-Star	4-Star	5-Star
CC	320	65	16	7	11
CF	311	68	16	5	15
RF	468	37	24	0	0
HS	111	1	1	0	42
PS	91	0	0	0	0
AP	55	0	2	1	2
Totals	1,265	171	59	13	70

CC = Certified Center; CF = Certified Family; RF = Registered Family; RA = Recorded Agency; HS = Head Start; PS = Preschool Program; AP = Alternative Pathway

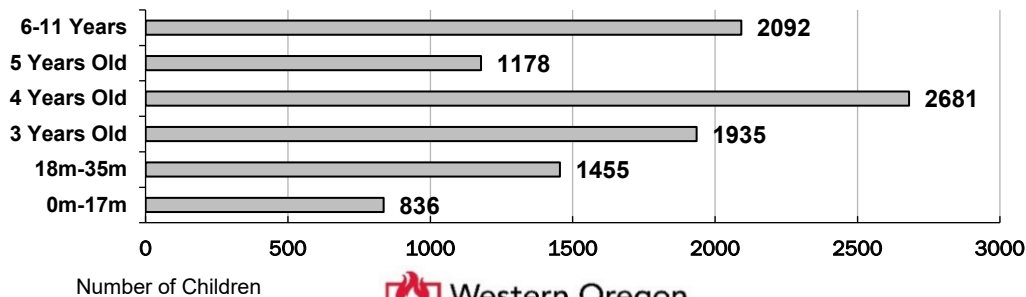
Children in Spark Programs: 10,177

Children by Designation

Children by Program Type




Children by Age



County Data Facts

All data as of September 30, 2022



Polk

County Spark Participation

Star Rated Programs

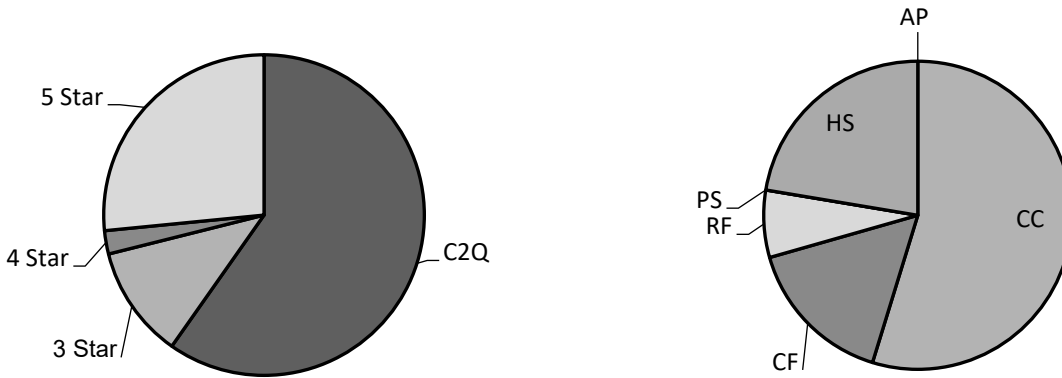
	# Licensed	C2Q	3-Star	4-Star	5-Star
CC	22	9	1	0	2
CF	29	7	3	1	1
RF	39	7	2	1	0
HS	10	0	1	0	3
PS	10	0	0	0	0
AP	11	0	0	0	0
Totals	111	23	7	2	6

CC = Certified Center; CF = Certified Family; RF = Registered Family; RA = Recorded Agency; HS = Head Start; PS = Preschool Program; AP = Alternative Pathway

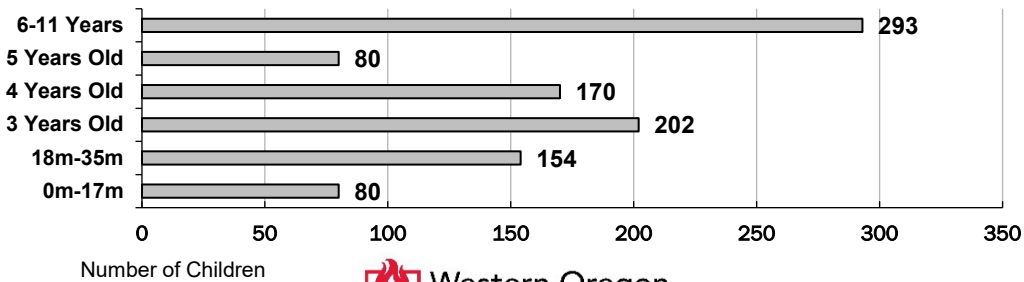
Children in Spark Programs: 979

Children by Designation

Children by Program Type



Children by Age



County Data Facts

All data as of September 30, 2022



Sherman

County Spark Participation

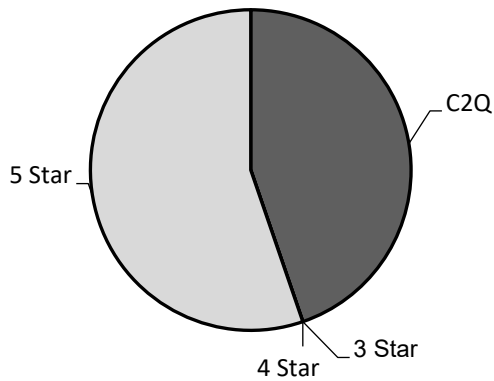
Star Rated Programs

	# Licensed	C2Q	3-Star	4-Star	5-Star
CC	0	0	0	0	1
CF	3	1	0	0	0
RF	0	0	0	0	0
HS	1	0	0	0	0
PS	0	0	0	0	0
AP	0	0	0	0	0
Totals	4	1	0	0	1

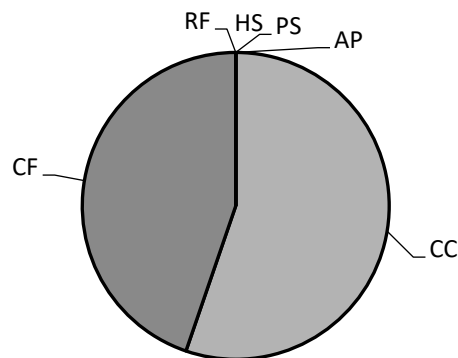
CC = Certified Center; CF = Certified Family; RF = Registered Family; RA = Recorded Agency; HS = Head Start; PS = Preschool Program; AP = Alternative Pathway

Children in Spark Programs: 38

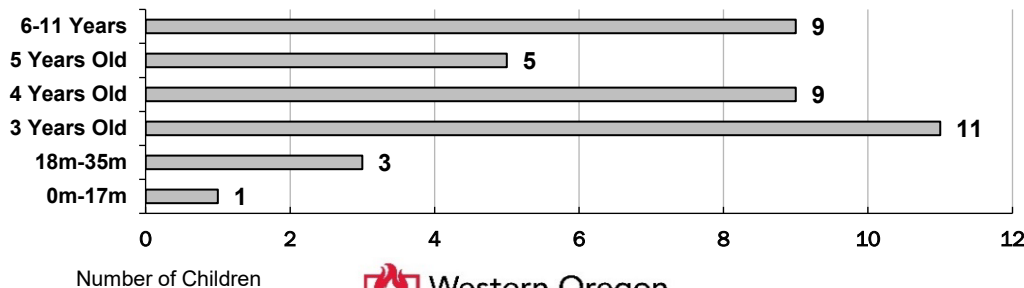
Children by Designation



Children by Program Type



Children by Age



The Research Institute

County Data Facts

All data as of September 30, 2022



Tillamook

County Spark Participation

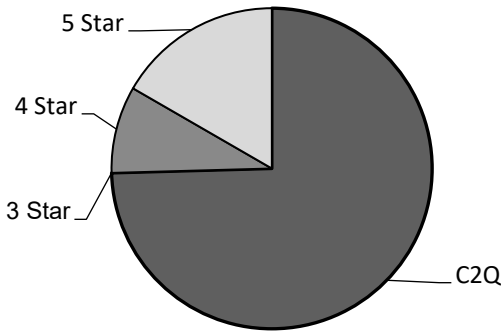
Star Rated Programs

	# Licensed	C2Q	3-Star	4-Star	5-Star
CC 	4	2	0	1	0
CF 	2	0	0	0	0
RF 	6	4	0	0	0
HS 	3	0	0	0	1
PS 	10	0	0	0	0
AP 	8	2	0	1	0
Totals 	23	8	0	2	1

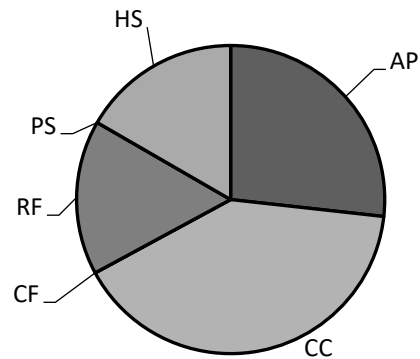
CC = Certified Center; CF = Certified Family; RF = Registered Family; RA = Recorded Agency; HS = Head Start; PS = Preschool Program; AP = Alternative Pathway

Children in Spark Programs: 228

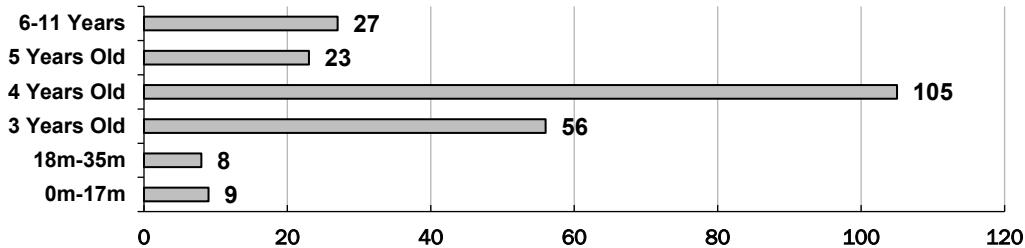
Children by Designation



Children by Program Type



Children by Age



Number of Children



County Data Facts

All data as of September 30, 2022



Umatilla

County Spark Participation

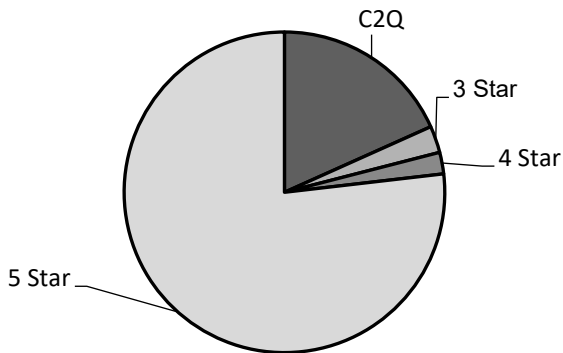
Star Rated Programs

	# Licensed	C2Q	3-Star	4-Star	5-Star
CC	13	3	1	0	1
CF	21	3	1	1	1
RF	50	6	1	1	0
HS	16	0	0	0	11
PS	5	0	0	0	0
AP	17	4	0	0	0
Totals	117	16	3	2	13

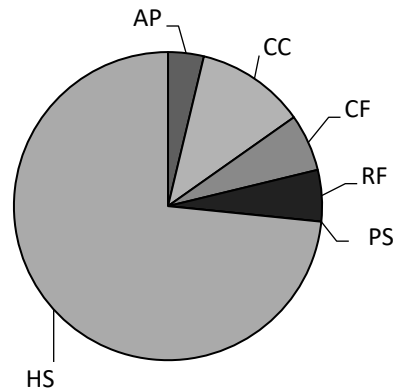
CC = Certified Center; CF = Certified Family; RF = Registered Family; RA = Recorded Agency; HS = Head Start; PS = Preschool Program; AP = Alternative Pathway

Children in Spark Programs: 1,334

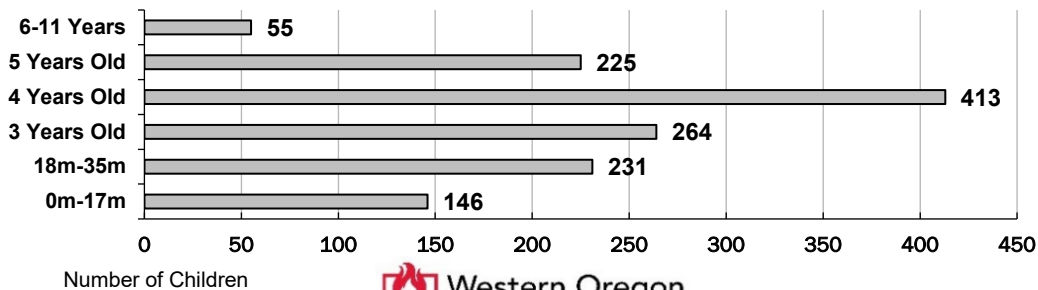
Children by Designation



Children by Program Type



Children by Age



County Data Facts

All data as of September 30, 2022



Union

County Spark Participation

Star Rated Programs

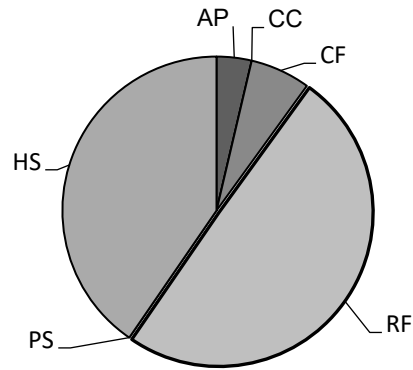
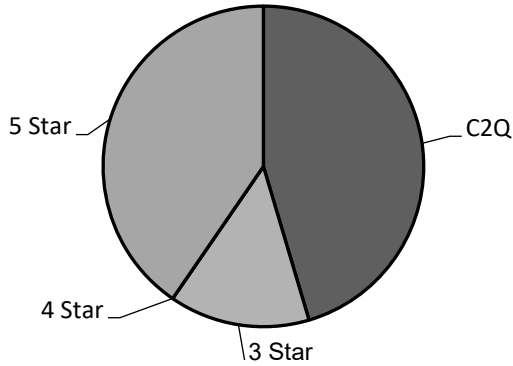
	# Licensed	C2Q	3-Star	4-Star	5-Star
CC	2	0	0	0	0
CF	4	1	1	0	0
RF	31	15	4	0	0
HS	6	0	0	0	5
PS	5	0	0	0	0
AP	2	1	0	0	0
Totals	45	17	5	0	5

CC = Certified Center; CF = Certified Family; RF = Registered Family; RA = Recorded Agency; HS = Head Start; PS = Preschool Program; AP = Alternative Pathway

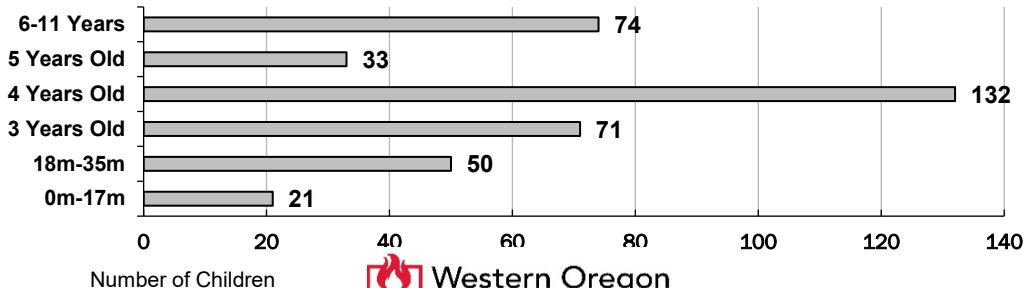
Children in Spark Programs: 381

Children by Designation

Children by Program Type



Children by Age



County Data Facts

All data as of September 30, 2022



Wallowa

County Spark Participation

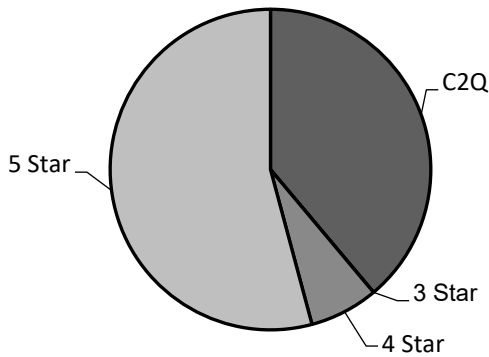
Star Rated Programs

	# Licensed	C2Q	3-Star	4-Star	5-Star
CC	3	0	0	1	0
CF	5	2	0	0	0
RF	4	2	0	0	0
HS	0	0	0	0	2
PS	2	0	0	0	0
AP	0	0	0	0	0
Totals	12	4	0	1	2

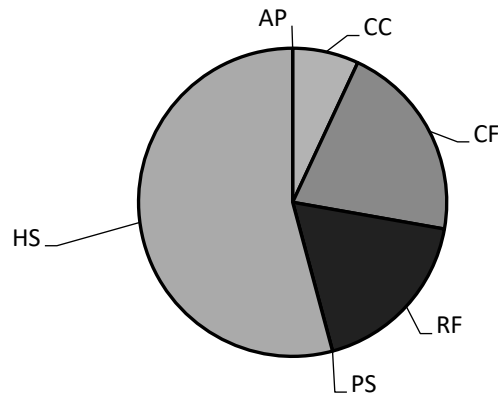
CC = Certified Center; CF = Certified Family; RF = Registered Family; RA = Recorded Agency; HS = Head Start; PS = Preschool Program; AP = Alternative Pathway

Children in Spark Programs: 72

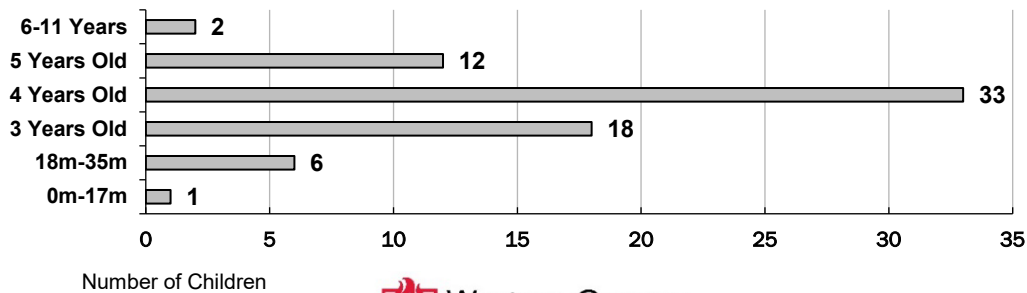
Children by Designation



Children by Program Type



Children by Age



County Data Facts

All data as of September 30, 2022



Wasco

County Spark Participation

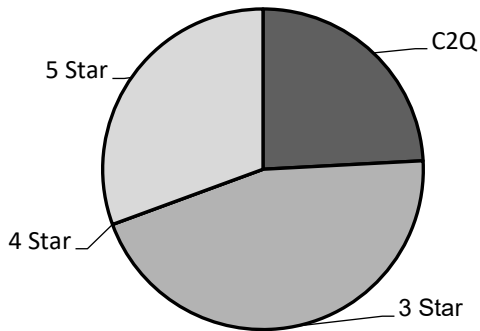
Star Rated Programs

	# Licensed	C2Q	3-Star	4-Star	5-Star
CC	2	1	1	0	0
CF	6	4	1	0	0
RF	21	6	1	0	0
HS	6	0	0	0	5
PS	2	0	0	0	0
AP	8	0	0	0	0
Totals	43	11	3	0	5

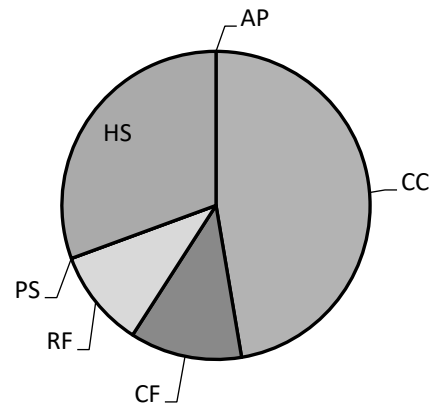
CC = Certified Center; CF = Certified Family; RF = Registered Family; RA = Recorded Agency; HS = Head Start; PS = Preschool Program; AP = Alternative Pathway

Children in Spark Programs: 621

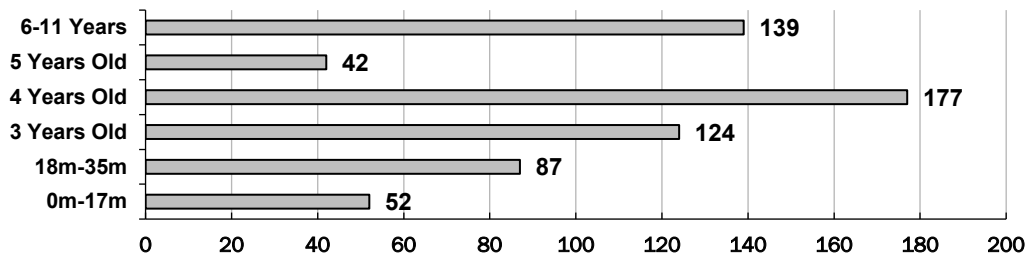
Children by Designation



Children by Program Type



Children by Age




Number of Children



County Data Facts

All data as of September 30, 2022



Washington

County Spark Participation

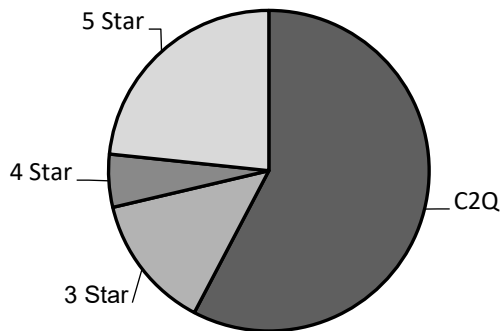
Star Rated Programs

	# Licensed	C2Q	3-Star	4-Star	5-Star
CC	248	35	1	4	2
CF	278	78	17	7	8
RF	277	41	8	2	0
HS	38	2	0	0	13
PS	84	0	0	0	0
AP	67	6	2	1	3
Totals	908	162	28	14	26

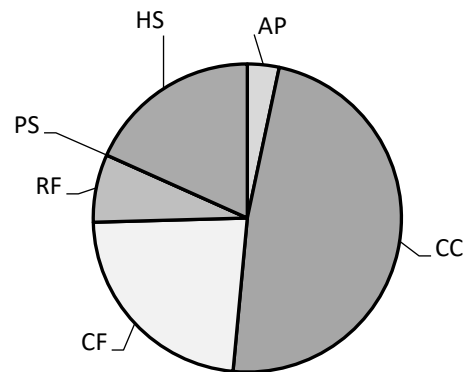
CC = Certified Center; CF = Certified Family; RF = Registered Family; RA = Recorded Agency; HS = Head Start; PS = Preschool Program; AP = Alternative Pathway

Children in Spark Programs: 5,437

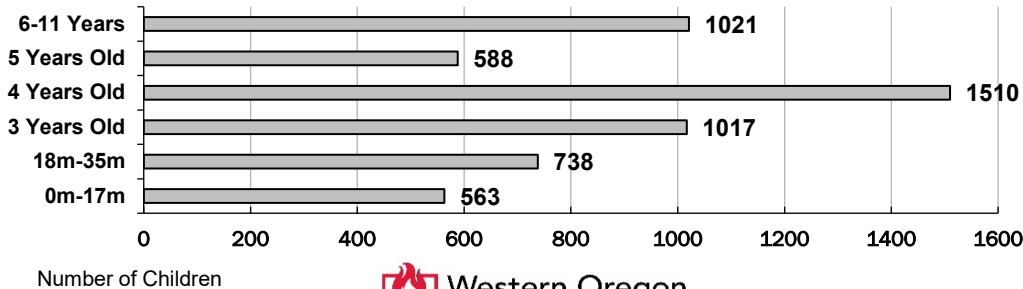
Children by Designation



Children by Program Type



Children by Age



County Data Facts

All data as of September 30, 2022



Wheeler

County Spark Participation

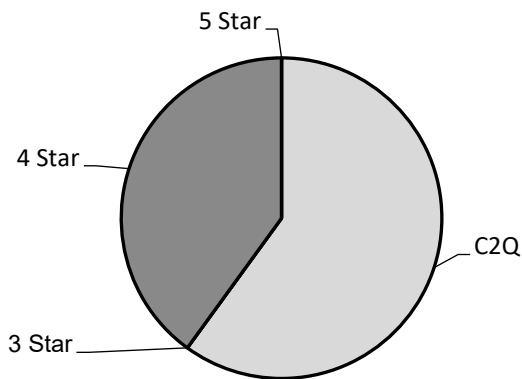
Star Rated Programs

	# Licensed	C2Q	3-Star	4-Star	5-Star
CC	0	0	0	0	0
CF	0	0	0	0	0
RF	1	0	0	0	0
HS	2	0	0	0	0
PS	0	0	0	0	0
AP	0	1	0	1	0
Totals	3	1	0	1	0

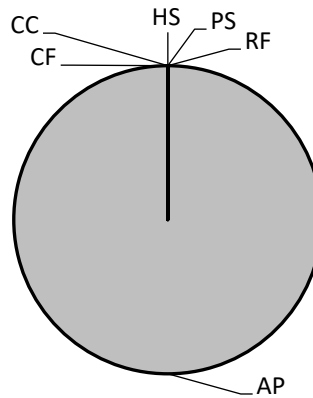
CC = Certified Center; CF = Certified Family; RF = Registered Family; RA = Recorded Agency; HS = Head Start; PS = Preschool Program; AP = Alternative Pathway

Children in Spark Programs: 20

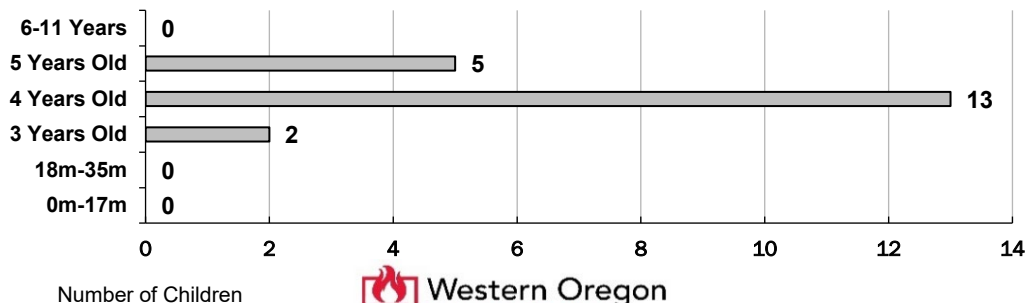
Children by Designation



Children by Program Type




Children by Age



County Data Facts

All data as of September 30, 2022



Yamhill

County Spark Participation

Star Rated Programs

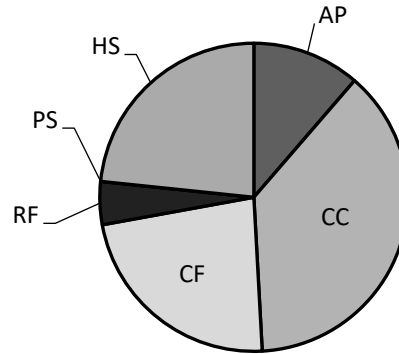
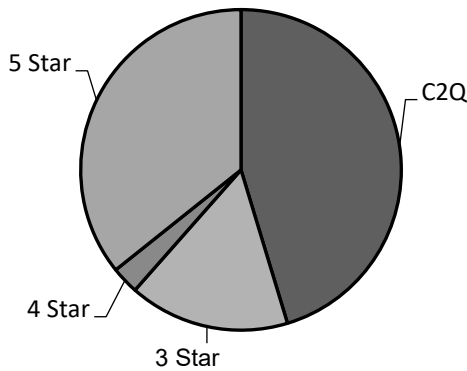
	# Licensed	C2Q	3-Star	4-Star	5-Star
CC	26	5	2	0	0
CF	39	3	2	3	3
RF	32	1	0	0	2
HS	8	0	0	0	3
PS	0	0	0	0	0
AP	16	2	1	0	0
Totals	121	11	5	3	8

CC = Certified Center; CF = Certified Family; RF = Registered Family; RA = Recorded Agency; HS = Head Start; PS = Preschool Program; AP = Alternative Pathway

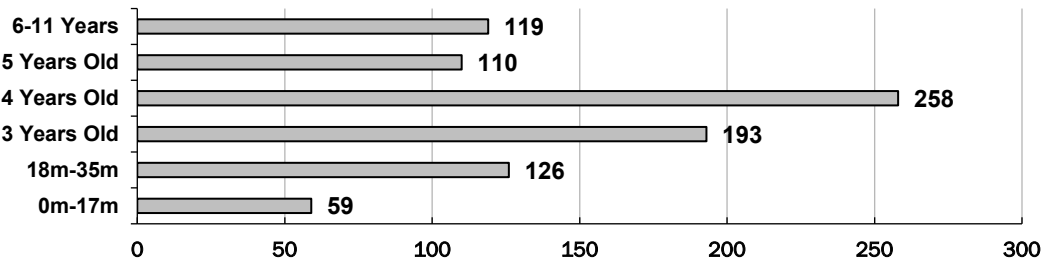
Children in Spark Programs: 865

Children by Designation

Children by Program Type



Children by Age



Number of Children



The Research Institute