



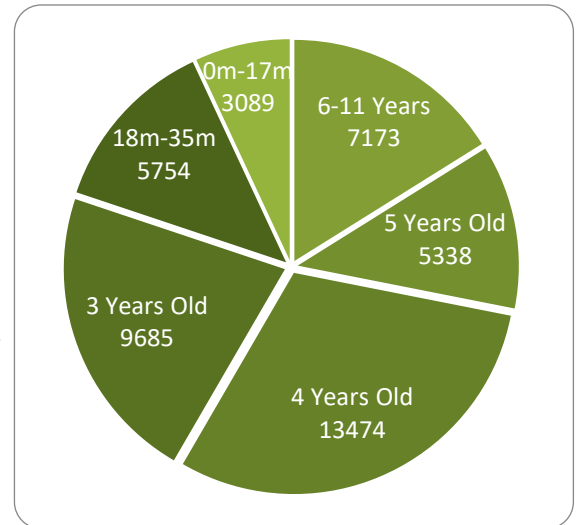
Data Facts

March 31, 2023
Oregonspark.org

Spark, Oregon's Quality Rating and Improvement System is a system designed to raise the quality and consistency of early learning programs across the state. Spark aligns with the national trend of QRISs that recognizes, rewards, and builds on the current quality of early learning. Spark provides a framework for program quality improvement while providing a tool that helps parents looking for quality early learning and care options.

Visit <http://www.oregonspark.org> for more information on requirements and standards.

There were 44,513 children in Early Learning & Development Programs (ELDPs) that had achieved a Commitment to Quality (C2Q) rating or above. Three in five (90%) of those children are in child care centers, 13% are in certified family child care, and 6% are in registered family child care. ELDPs that have attained a 3-, 4-, or 5-star rating provide service to 23,887 children. The age distribution of children in C2Q or star rated programs is highlighted in the figure. Head Start programs participating in the QRIS provide services to 13,039 children.




Total Children in Programs Participating in QRIS

44,513

This report reflects information gathered as of Mar 31, 2023.
For additional information please contact: 1-877-768-8290

Data Fact Archive

We have received 1960 portfolios. This includes 741 resubmissions for a higher rating. Of these 741 resubmissions, 740 have already been rescored, with 643 programs moving up in ratings.



	Number of Licensed Programs	Achieved Commitment to Quality (C2Q)	3	4	5
CC	975	265	47	25	56
CF	917	259	89	31	52
RF	1,077	213	86	7	5
RA	136	59	0	12	17
HS	341	14	6	1	214
PS	361	0	0	1	0
Totals	3,807	810	228	77	344

CC = Certified Center; CF = Certified Family; RF = Registered Family; RA = Recorded Agency; HS = Head Start; PS = Preschool Program

Alternative Pathway (AP) indicates programs that are license exempt due to their association with school districts. These School Partner programs may have been licensed in the past and are still eligible for Spark participation. There are other School Partner programs that are not currently participating in Spark. However, the full list is not available yet so there may be discrepancies in the Data Facts until all School Partners and School Partners participating in Spark (AP) can be identified.

This report reflects information gathered as of Mar 31, 2023.

For additional information please contact: 1-877-768-8290

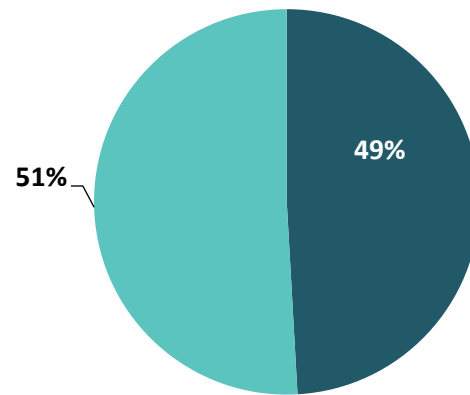
[Data Fact Archive](#)

Participation

This infographic shows the percentage of child care programs participating in Oregon's Spark by county.

Breakdown by Type

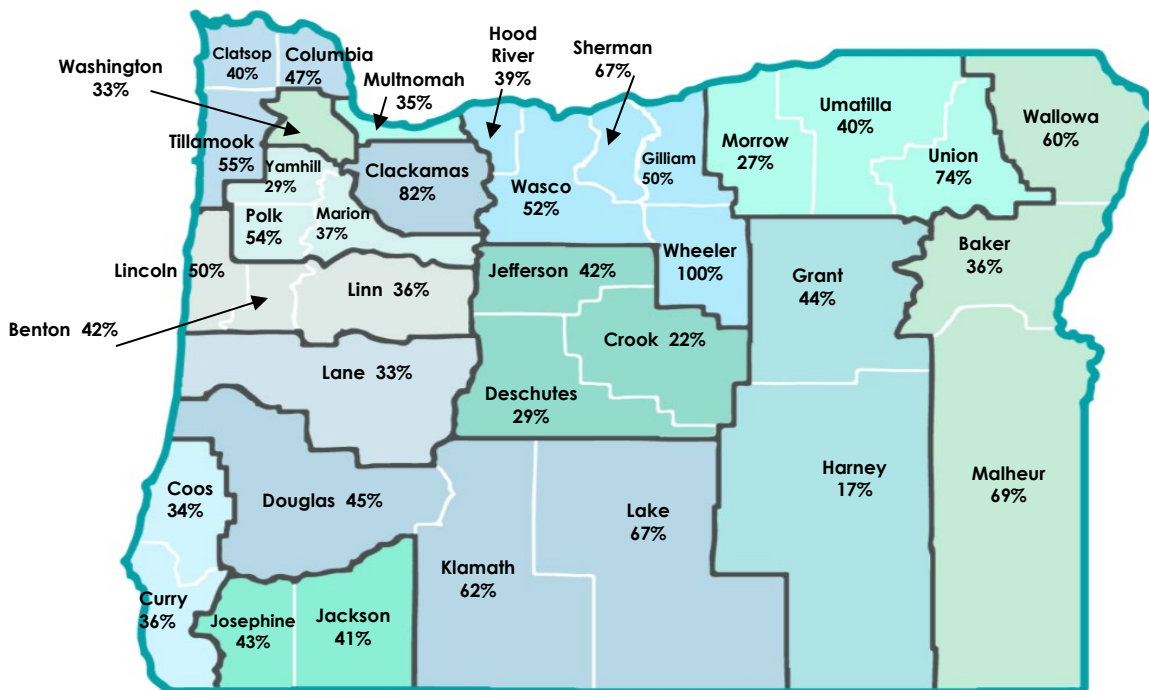
Centers includes licensed, alternative pathway, and Head Start programs. Family Child Care includes both large certified family and small registered family programs. There are 1459 programs participating in total.



■ Centers ■ Family Child Care

Breakdown by Participation

Participation is a percentage of the total number of eligible programs in each county.



Produced by the Center on Research, Evaluation & Analysis - The Research Institute at Western Oregon University

County Data Facts

All data as of March 31, 2023



Baker

County Spark Participation

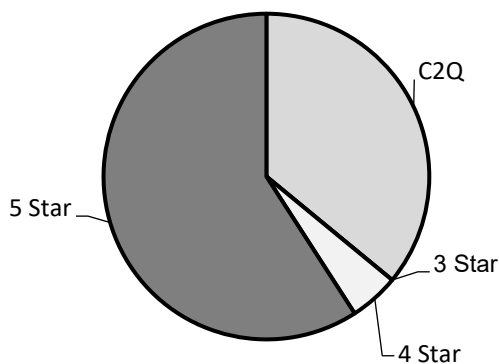
Star Rated Programs

	# Licensed	C2Q	3-Star	4-Star	5-Star
CC	2	2	0	1	0
CF	2	0	0	0	0
RF	11	3	0	0	0
RA	0	0	0	0	0
HS	3	0	0	0	2
PS	4	0	0	0	0
Totals	22	5	0	1	2

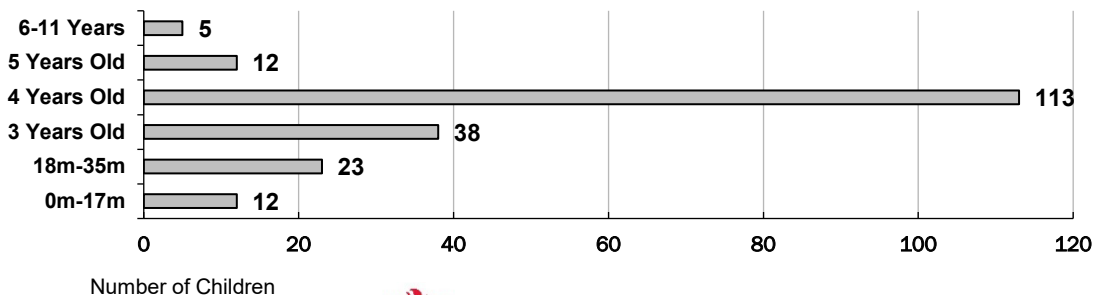
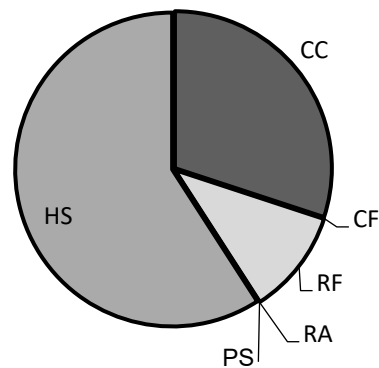
CC = Certified Center; CF = Certified Family; RF = Registered Family; RA = Recorded Agency; HS = Head Start; PS = Preschool Program

Children in Spark Programs: 203

Children by Designation




Children by Program Type



Number of Children

County Data Facts

All data as of March 31, 2023



Benton

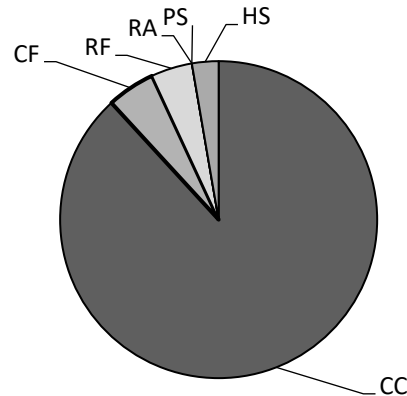
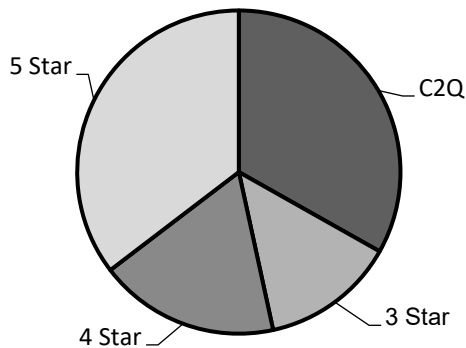
County Spark Participation

Star Rated Programs

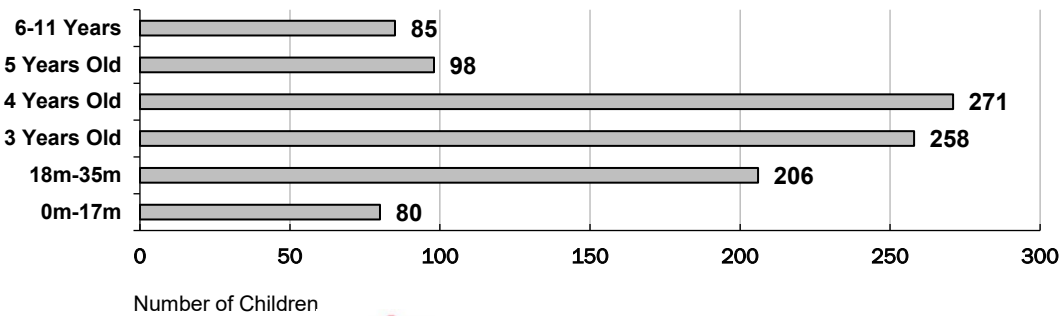
	# Licensed	C2Q	3-Star	4-Star	5-Star
CC	22	8	1	2	5
CF	13	2	1	0	1
RF	14	2	1	2	0
RA	0	0	0	0	0
HS	7	0	0	0	2
PS	9	0	0	0	0
Totals	65	12	3	4	8

CC = Certified Center; CF = Certified Family; RF = Registered Family; RA = Recorded Agency; HS = Head Start; PS = Preschool Program;

Children in Spark Programs: 998



Children by Age



County Data Facts

All data as of March 31, 2023



Clackamas

Star Rated Programs

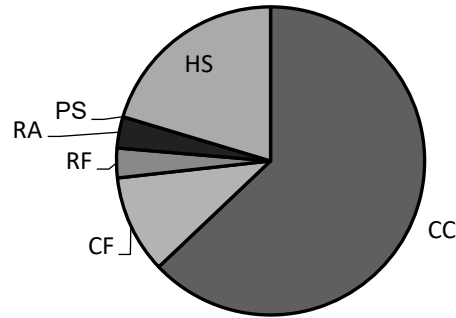
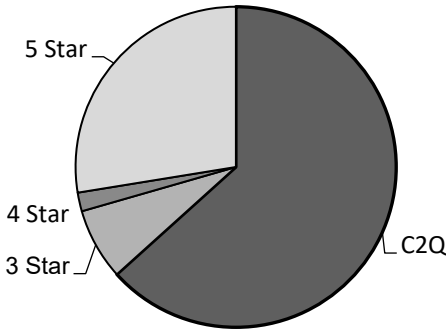
	# Licensed	C2Q	3-Star	4-Star	5-Star
CC	22	23	2	1	3
CF	13	15	5	1	3
RF	14	8	4	1	0
RA	6	4	0	0	0
HS	7	3	0	0	11
PS	40	0	0	0	0
Totals	102	53	11	3	17

CC = Certified Center; CF = Certified Family; RF = Registered Family; RA = Recorded Agency; HS = Head Start; PS = Preschool Program;

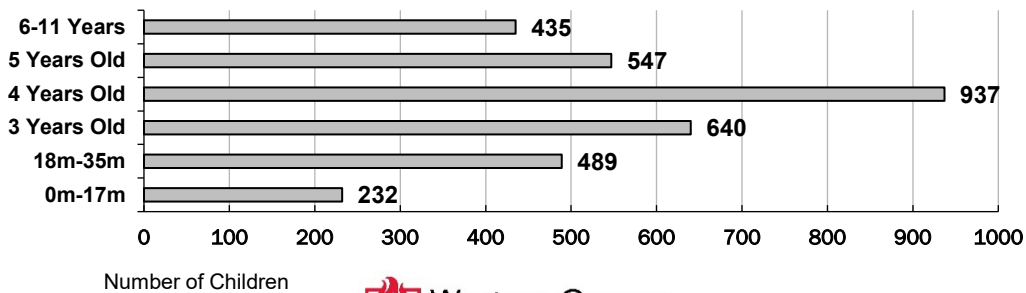
Children in Spark Programs: 3,280

Children by Designation

Children by Program Type



Children by Age



County Data Facts

All data as of March 31, 2023



Clatsop

County Spark Participation

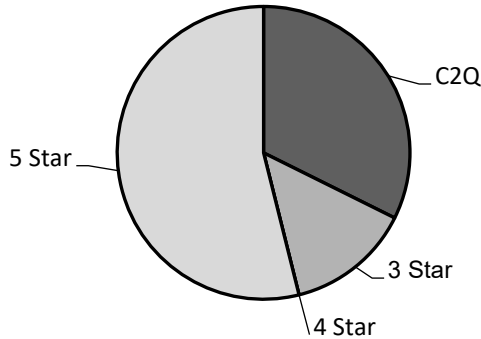
Star Rated Programs

	# Licensed	C2Q	3-Star	4-Star	5-Star
CC	10	0	1	0	0
CF	3	1	0	0	0
RF	7	2	1	0	0
RA	4	3	0	0	1
HS	3	0	0	0	3
PS	3	3	0	0	0
Totals	30	9	2	0	4

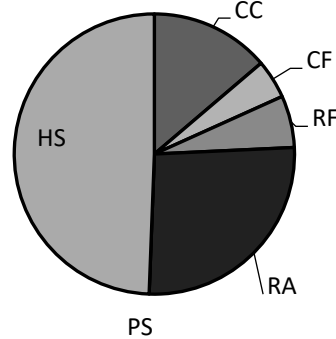
CC = Certified Center; CF = Certified Family; RF = Registered Family; RA = Recorded Agency; HS = Head Start; PS = Preschool Program;

Children in Spark Programs: 334

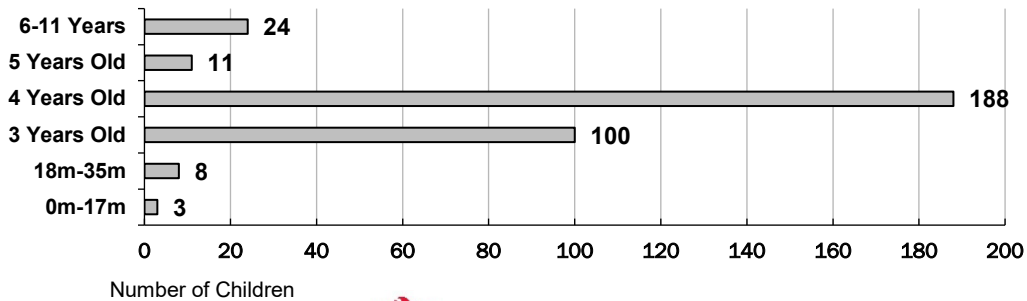
Children by Designation



Children by Program Type




Children by Age



County Data Facts

All data as of March 31, 2023



Columbia

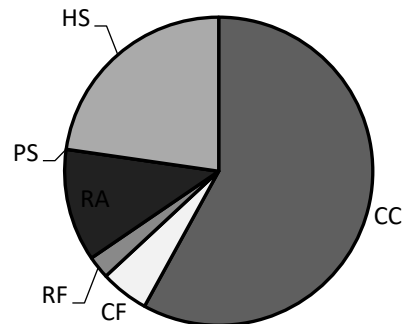
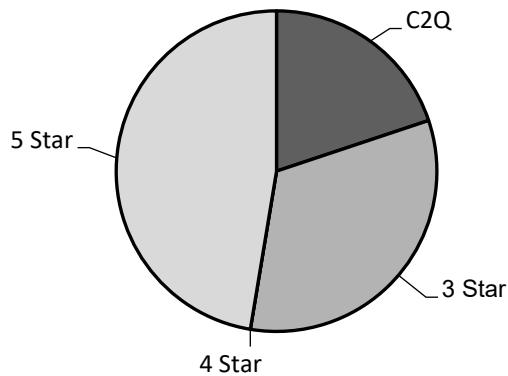
County Spark Participation

Star Rated Programs

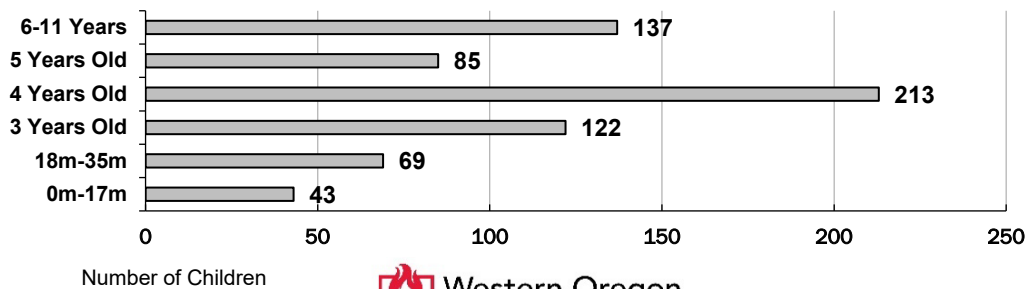
	# Licensed	C2Q	3-Star	4-Star	5-Star
CC	7	2	2	0	1
CF	5	1	2	0	0
RF	15	2	1	0	0
RA	3	2	0	0	3
HS	7	0	0	0	4
PS	6	0	0	0	0
Totals	43	7	5	0	8

CC = Certified Center; CF = Certified Family; RF = Registered Family; RA = Recorded Agency; HS = Head Start; PS = Preschool Program;

Children in Spark Programs: 669




Children by Age



County Data Facts

All data as of March 31, 2023



Coos

County Spark Participation

Star Rated Programs

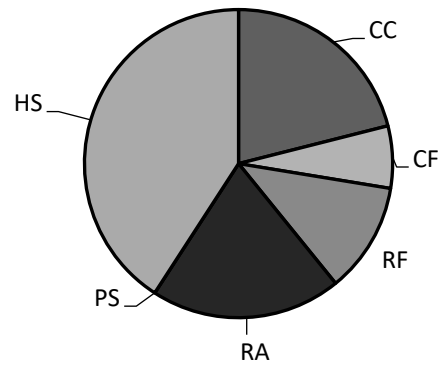
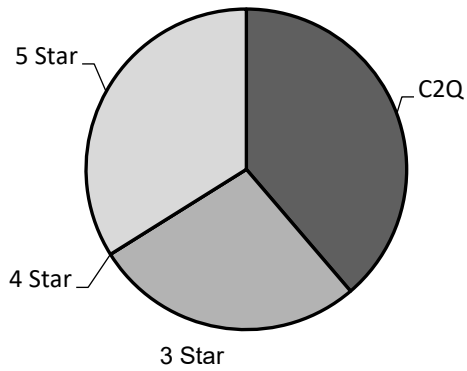
	# Licensed	C2Q	3-Star	4-Star	5-Star
CC	7	2	1	0	0
CF	6	0	3	0	0
RF	29	3	3	0	0
RA	3	2	0	0	0
HS	7	0	1	0	4
PS	4	0	0	0	0
Totals	56	7	8	0	4

CC = Certified Center; CF = Certified Family; RF = Registered Family; RA = Recorded Agency; HS = Head Start; PS = Preschool Program;

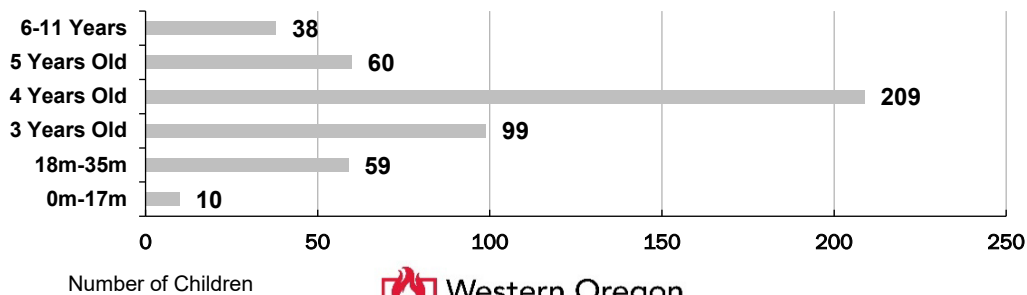
Children in Spark Programs: 475

Children by Designation

Children by Program Type



Children by Age



County Data Facts

All data as of March 31, 2023



Crook

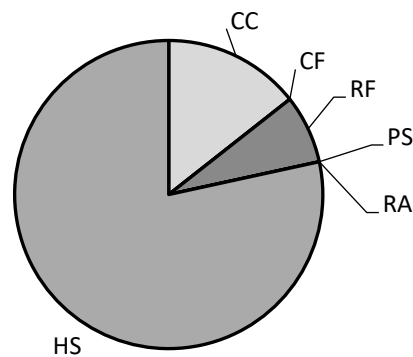
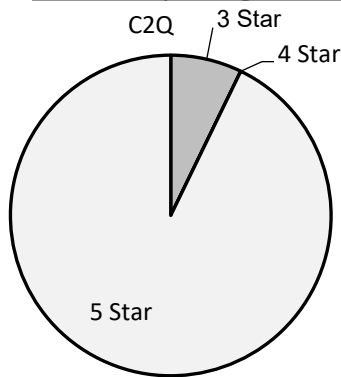
County Spark Participation

Star Rated Programs

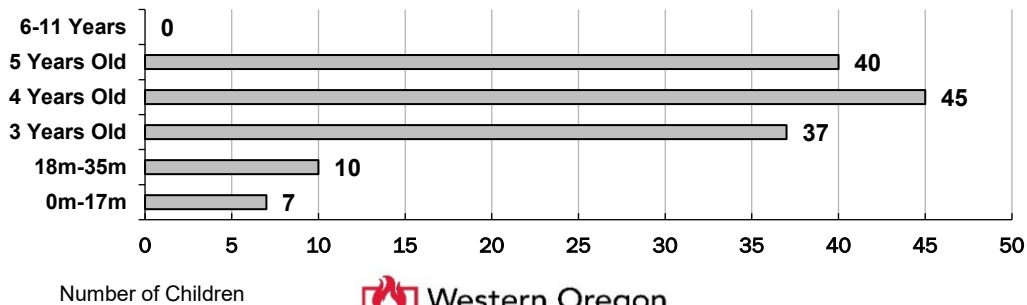
	# Licensed	C2Q	3-Star	4-Star	5-Star
CC	5	0	0	0	1
CF	4	0	0	0	0
RF	4	0	1	0	0
RA	0	0	0	0	0
HS	2	0	0	0	2
PS	3	0	0	0	0
Totals	18	0	1	0	3

CC = Certified Center; CF = Certified Family; RF = Registered Family; RA = Recorded Agency; HS = Head Start; PS = Preschool Program

Children in Spark Programs: 139



Children by Age



County Data Facts

All data as of March 31, 2023



Curry

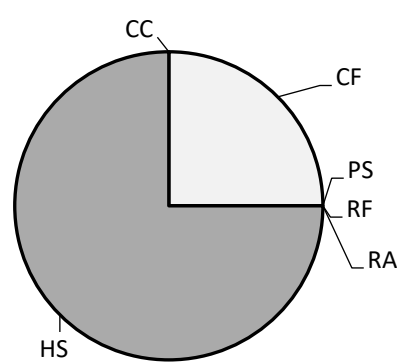
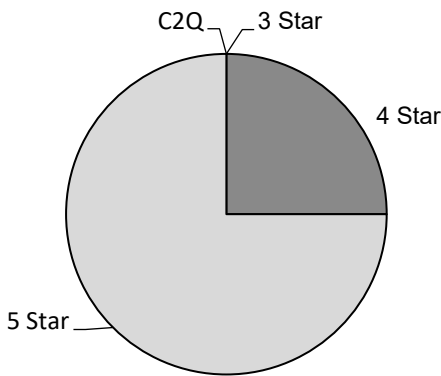
County Spark Participation

Star Rated Programs


	# Licensed	C2Q	3-Star	4-Star	5-Star
CC	2	0	0	0	0
CF	2	0	0	1	0
RF	2	0	0	0	0
RA	0	0	0	0	0
HS	4	0	0	0	3
PS	1	0	0	0	0
Totals	11	0	0	1	3

CC = Certified Center; CF = Certified Family; RF = Registered Family; RA = Recorded Agency; HS = Head Start; PS = Preschool Program;

Children in Spark Programs: 100




Children by Age



County Data Facts

All data as of March 31, 2023



Deschutes

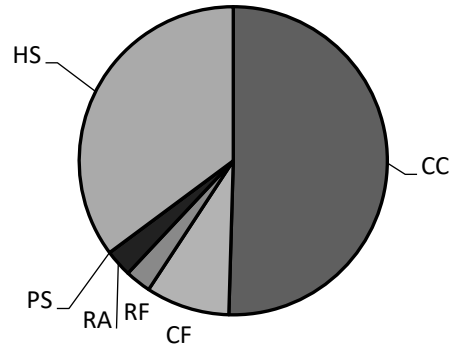
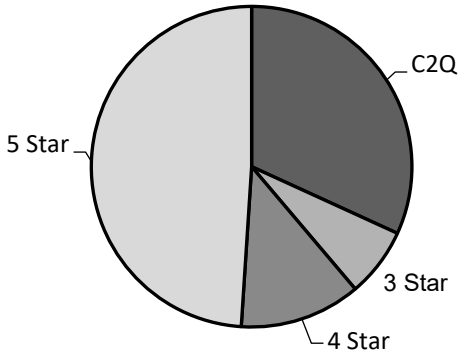
County Spark Participation

Star Rated Programs

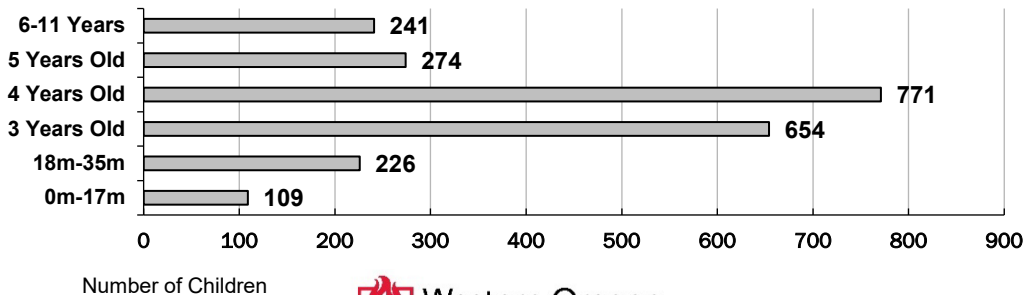
	# Licensed	C2Q	3-Star	4-Star	5-Star
CC	63	11	2	4	6
CF	42	11	2	0	1
RF	45	4	3	0	0
RA	3	2	0	0	0
HS	10	0	0	0	7
PS	20	0	0	0	0
Totals	183	28	7	4	14

CC = Certified Center; CF = Certified Family; RF = Registered Family; RA = Recorded Agency; HS = Head Start; PS = Preschool Program;

Children in Spark Programs: 2,275




Children by Age



County Data Facts

All data as of March 31, 2023



Douglas

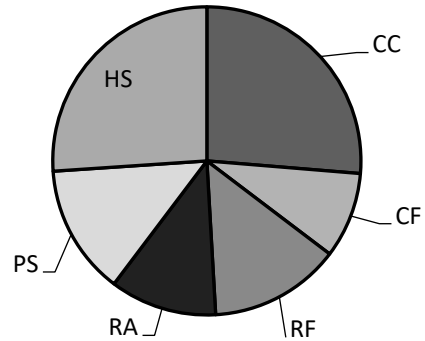
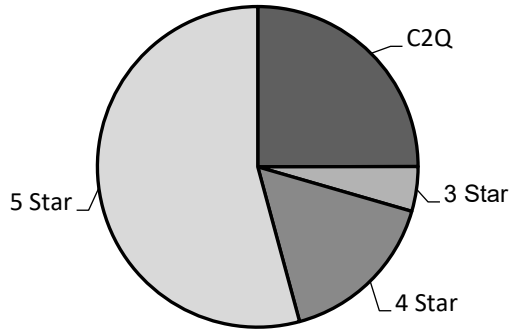
County Spark Participation

Star Rated Programs

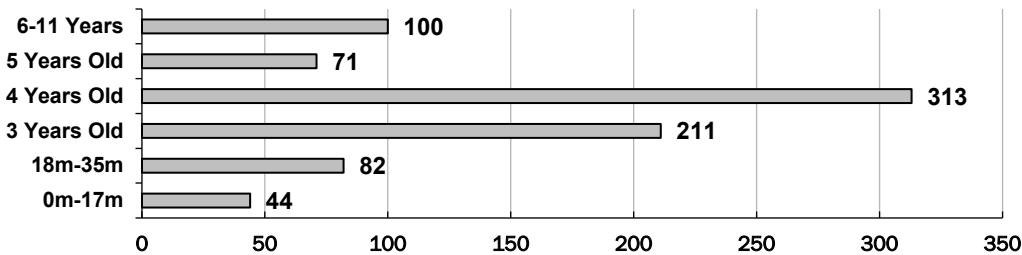
	# Licensed	C2Q	3-Star	4-Star	5-Star
CC	16	3	1	0	3
CF	7	4	0	0	2
RF	30	7	1	0	2
RA	7	1	0	1	3
HS	7	0	0	0	5
PS	8	0	0	1	0
Totals	75	15	2	2	15

CC = Certified Center; CF = Certified Family; RF = Registered Family; RA = Recorded Agency; HS = Head Start; PS = Preschool Program;

Children in Spark Programs: 821



Children by Age



Number of Children



County Data Facts

All data as of March 31, 2023



Gilliam


County Spark Participation

Star Rated Programs

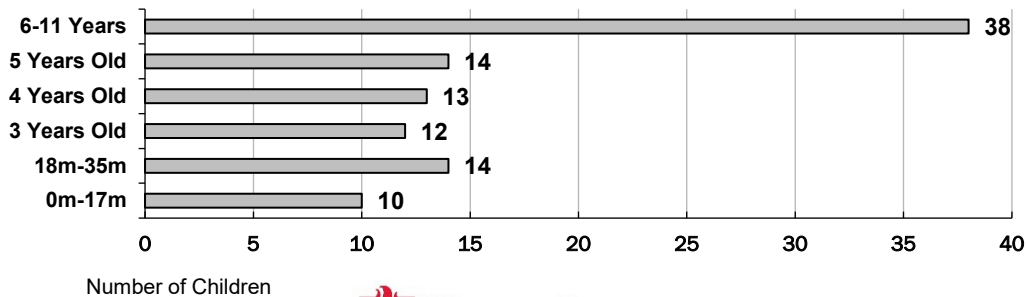
	# Licensed	C2Q	3-Star	4-Star	5-Star
CC	0	0	0	0	0
CF	1	0	1	0	0
RF	0	0	0	0	0
RA	1	0	0	0	0
HS	2	1	0	0	0
PS	0	0	0	0	0
Totals	4	1	1	0	0

CC = Certified Center; CF = Certified Family; RF = Registered Family; RA = Recorded Agency; HS = Head Start; PS = Preschool Program;

Children in Spark Programs: 101



Children by Age



County Data Facts

All data as of March 31, 2023



Grant

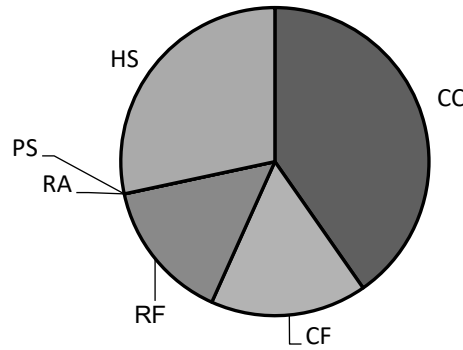
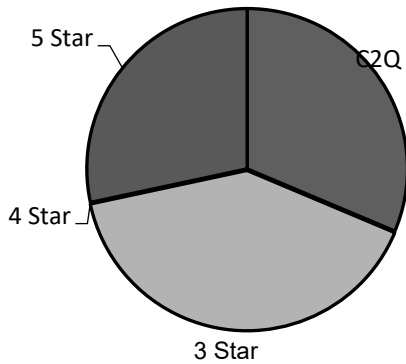
County Spark Participation

Star Rated Programs

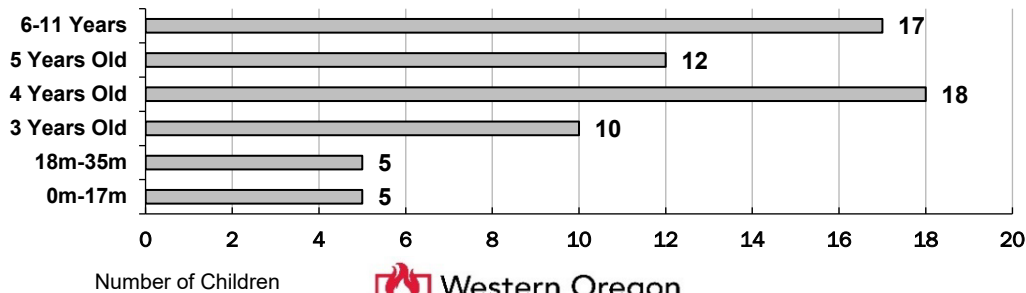
	# Licensed	C2Q	3-Star	4-Star	5-Star
CC	1	0	1	0	0
CF	2	1	0	0	0
RF	0	1	0	0	0
RA	4	0	0	0	0
HS	1	0	0	0	1
PS	1	0	0	0	0
Totals	9	2	1	0	1

CC = Certified Center; CF = Certified Family; RF = Registered Family; RA = Recorded Agency; HS = Head Start; PS = Preschool Program;

Children in Spark Programs: 67



Children by Age



County Data Facts

All data as of March 31, 2023



Harney

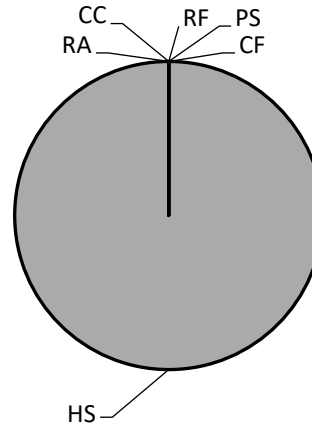
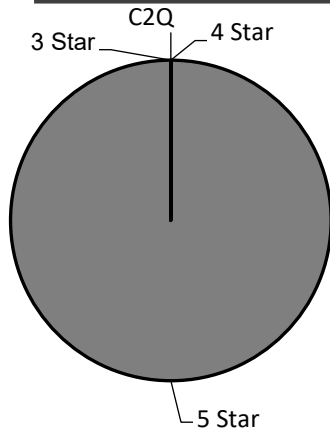
County Spark Participation

Star Rated Programs

	# Licensed	C2Q	3-Star	4-Star	5-Star
CC	1	0	0	0	0
CF	2	0	0	0	0
RF	1	0	0	0	0
RA	1	0	0	0	0
HS	1	0	0	0	1
PS	0	0	0	0	0
Totals	6	0	0	0	1

CC = Certified Center; CF = Certified Family; RF = Registered Family; RA = Recorded Agency; HS = Head Start; PS = Preschool Program;

Children in Spark Programs: 80



Children by Age



County Data Facts

All data as of March 31, 2023



Hood River

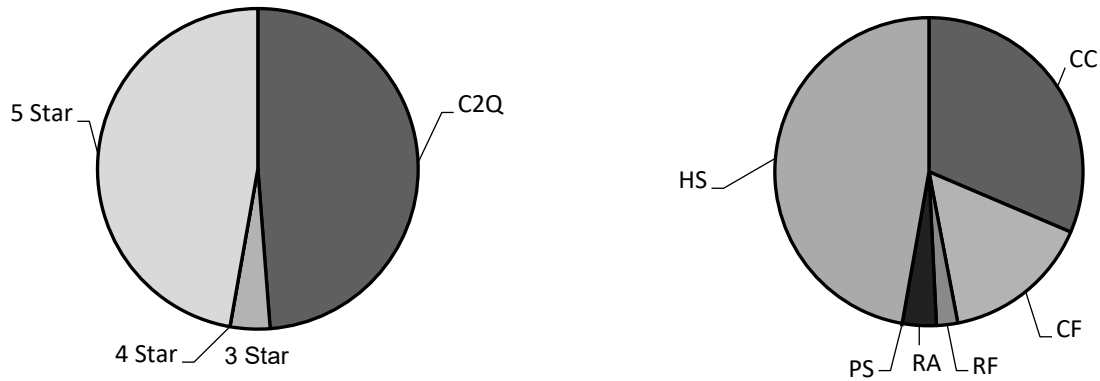
County Spark Participation

Star Rated Programs

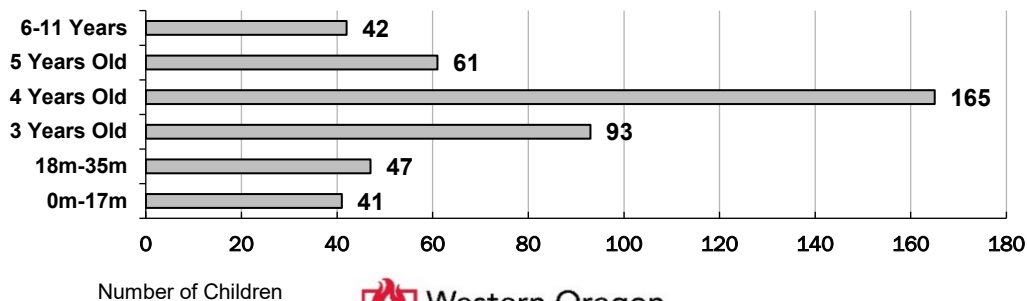
	# Licensed	C2Q	3-Star	4-Star	5-Star
CC	14	4	0	0	0
CF	8	3	0	0	0
RF	12	1	1	0	0
RA	1	0	0	0	0
HS	7	0	0	0	8
PS	2	0	0	0	0
Totals	44	8	1	0	8

CC = Certified Center; CF = Certified Family; RF = Registered Family; RA = Recorded Agency; HS = Head Start; PS = Preschool Program;

Children in Spark Programs: 449



Children by Age



County Data Facts

All data as of March 31, 2023



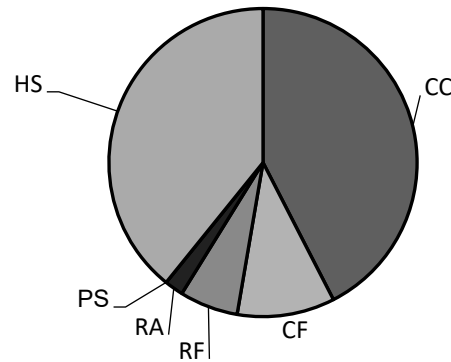
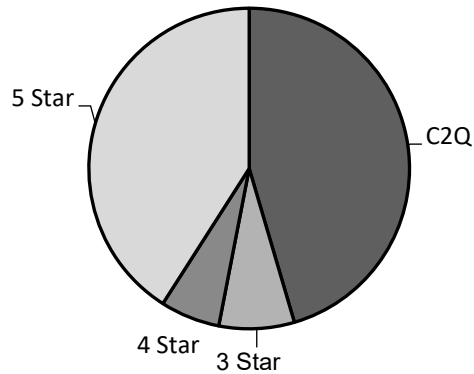
Jackson

Star Rated Programs

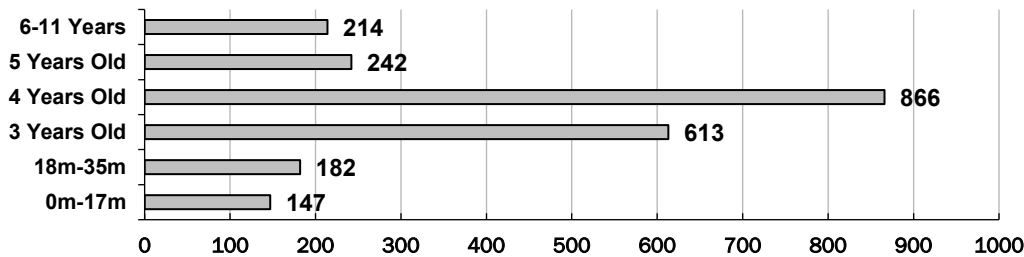
	# Licensed	C2Q	3-Star	4-Star	5-Star
CC	39	14	2	2	2
CF	51	9	8	3	1
RF	53	9	8	0	0
RA	3	1	0	0	0
HS	15	1	0	0	15
PS	20	0	0	0	0
Totals	181	34	18	5	18

CC = Certified Center; CF = Certified Family; RF = Registered Family; RA = Recorded Agency; HS = Head Start; PS = Preschool Program;

Children in Spark Programs: 2,264



Children by Age



County Data Facts

All data as of March 31, 2023



Jefferson

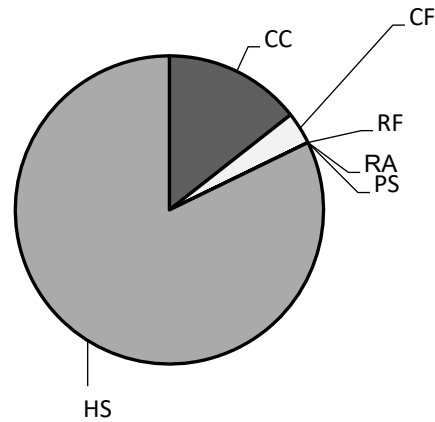
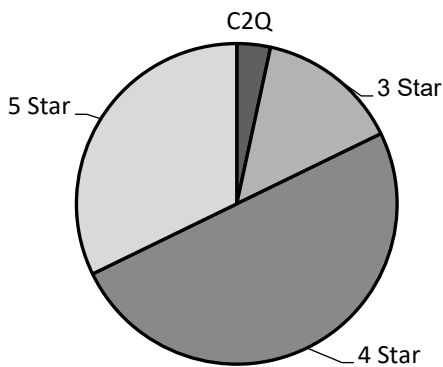
County Spark Participation

Star Rated Programs

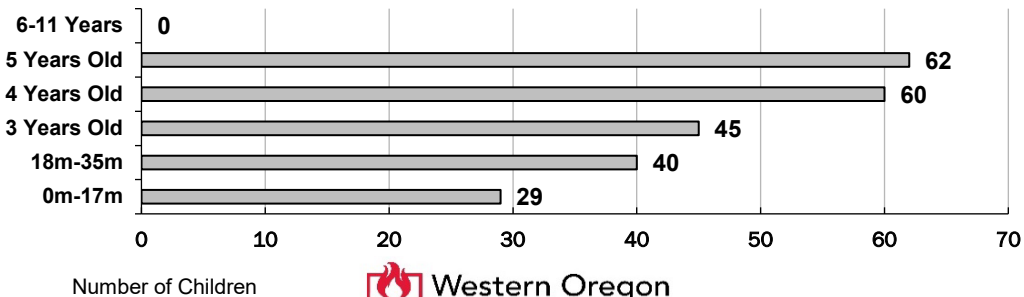
	# Licensed	C2Q	3-Star	4-Star	5-Star
CC	1	0	2	0	0
CF	2	1	0	0	0
RF	3	0	0	0	0
RA	0	0	0	0	0
HS	5	0	0	1	1
PS	1	0	0	0	0
Totals	12	1	2	1	1

CC = Certified Center; CF = Certified Family; RF = Registered Family; RA = Recorded Agency; HS = Head Start; PS = Preschool Program;

Children in Spark Programs: 236




Children by Age



County Data Facts

All data as of March 31, 2023



Josephine

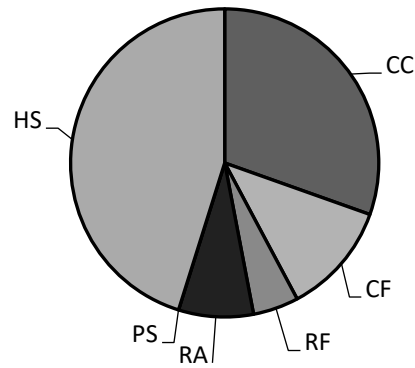
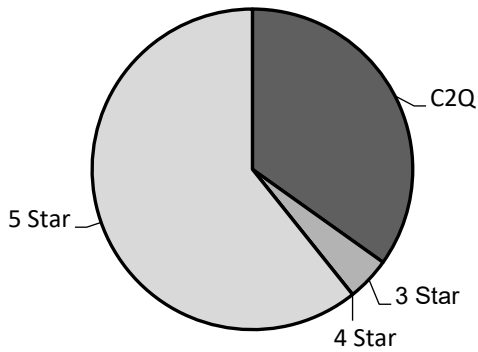
County Spark Participation

Star Rated Programs

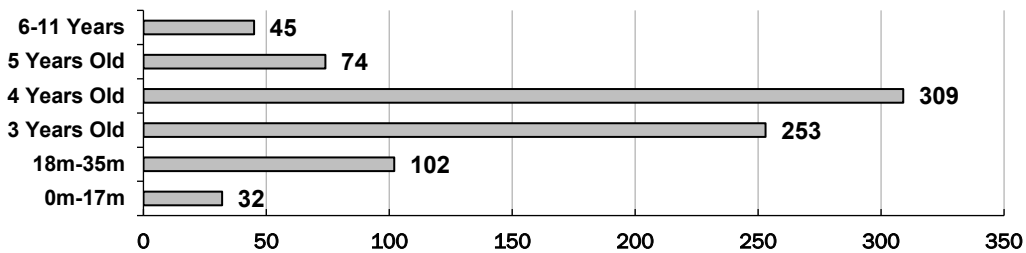
	# Licensed	C2Q	3-Star	4-Star	5-Star
CC	28	7	0	0	1
CF	16	4	3	0	1
RF	9	3	1	0	0
RA	1	0	0	0	1
HS	11	0	0	0	9
PS	5	0	0	0	0
Totals	70	14	4	0	12

CC = Certified Center; CF = Certified Family; RF = Registered Family; RA = Recorded Agency; HS = Head Start; PS = Preschool Program;

Children in Spark Programs: 815



Children by Age



Number of Children



Western Oregon
UNIVERSITY

The Research Institute

County Data Facts

All data as of March 31, 2023



Klamath

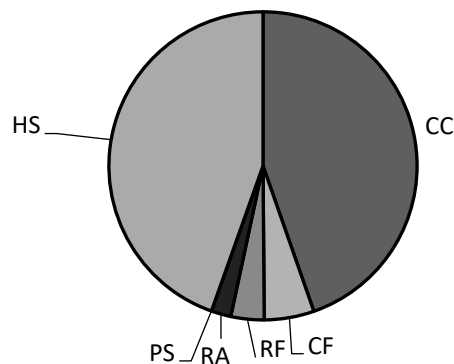
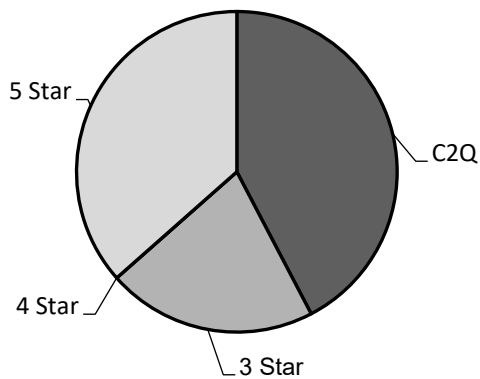
County Spark Participation

Star Rated Programs

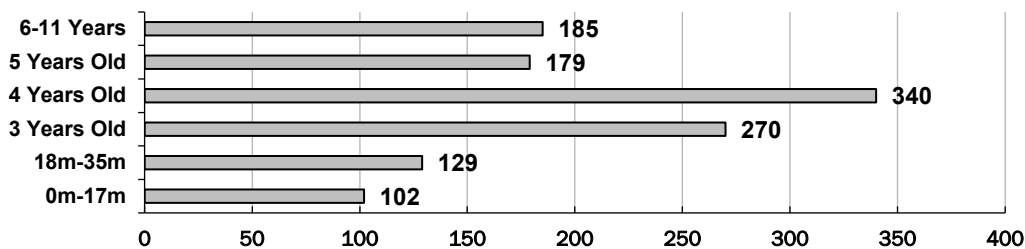
	# Licensed	C2Q	3-Star	4-Star	5-Star
CC	9	4	0	0	1
CF	7	2	2	0	1
RF	9	7	1	0	0
RA	4	3	0	0	0
HS	11	1	1	0	5
PS	5	0	0	0	0
Totals	45	17	4	0	7

CC = Certified Center; CF = Certified Family; RF = Registered Family; RA = Recorded Agency; HS = Head Start; PS = Preschool Program;

Children in Spark Programs: 1,205



Children by Age



Number of Children



Western Oregon
UNIVERSITY

The Research Institute

County Data Facts

All data as of March 31, 2023



Lake

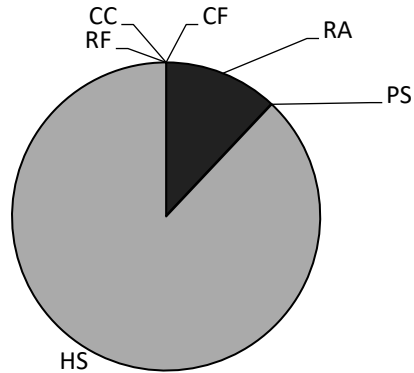
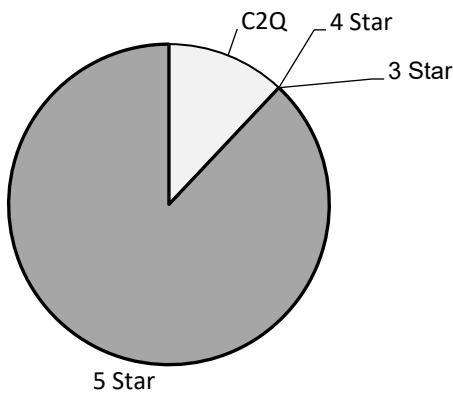
County Spark Participation

Star Rated Programs

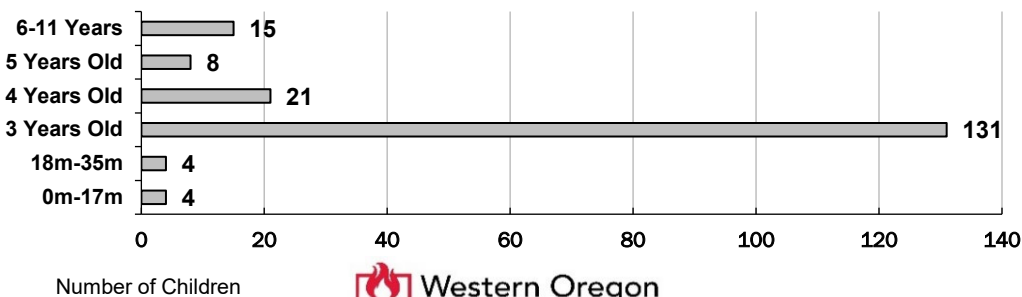
	# Licensed	C2Q	3-Star	4-Star	5-Star
CC	0	0	0	0	0
CF	0	0	0	0	0
RF	0	0	0	0	0
RA	1	1	0	0	0
HS	1	0	0	0	1
PS	1	0	0	0	0
Totals	3	1	0	0	1

CC = Certified Center; CF = Certified Family; RF = Registered Family; RA = Recorded Agency; HS = Head Start; PS = Preschool Program;

Children in Spark Programs: 183




Children by Age



County Data Facts

All data as of March 31, 2023



Lane

County Spark Participation

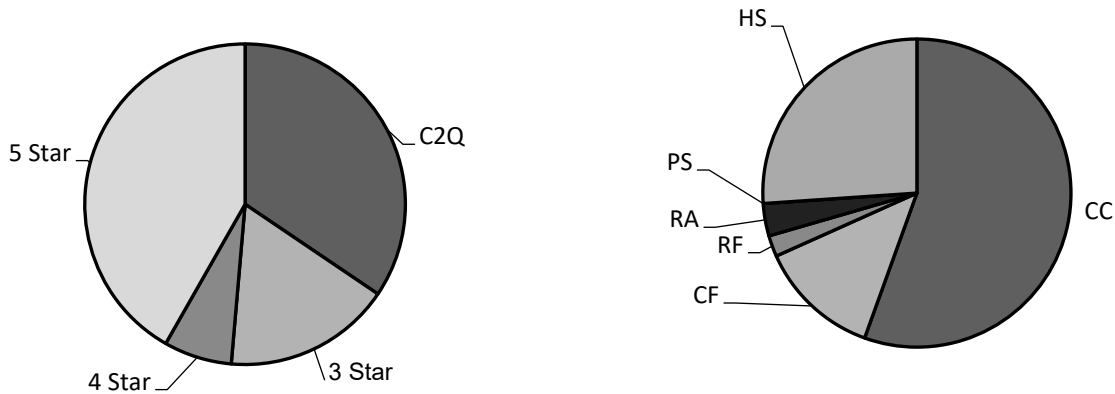
Star Rated Programs

	# Licensed	C2Q	3-Star	4-Star	5-Star
CC	82	19	8	1	12
CF	83	12	10	8	5
RF	85	3	6	0	1
RA	19	3	0	4	1
HS	26	0	0	0	18
PS	37	0	0	0	0
Totals	332	37	24	13	37

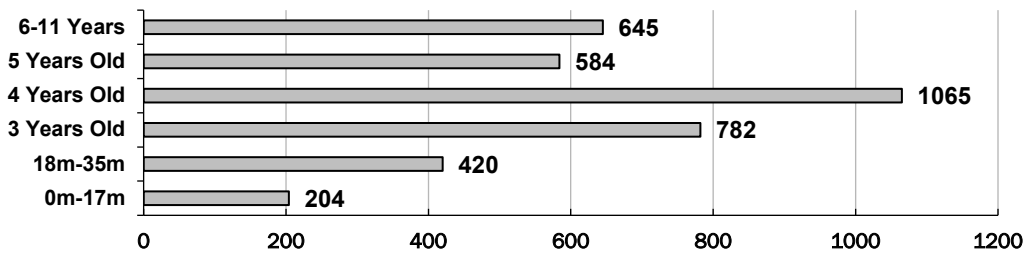
CC = Certified Center; CF = Certified Family; RF = Registered Family; RA = Recorded Agency; HS = Head Start; PS = Preschool Program;

Children in Spark Programs: 3,700

Type



Children by Age



Number of Children



Western Oregon UNIVERSITY

The Research Institute

County Data Facts

All data as of March 31, 2023



Lincoln

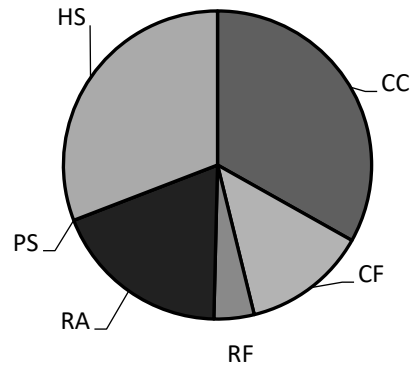
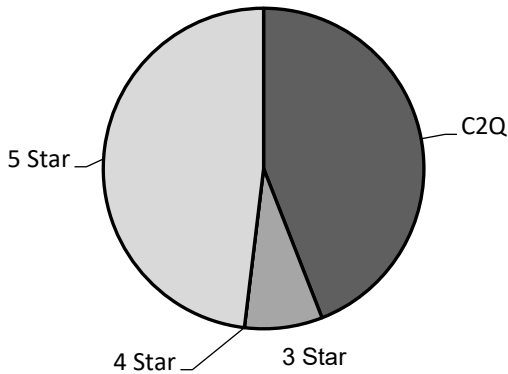
County Spark Participation

Star Rated Programs

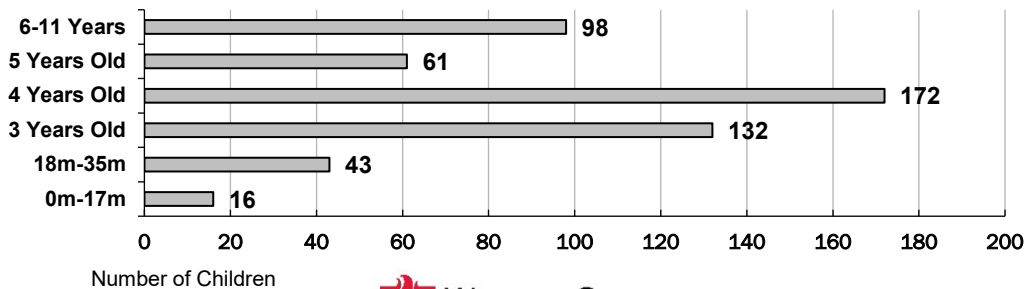
	# Licensed	C2Q	3-Star	4-Star	5-Star
CC	8	2	0	0	1
CF	5	3	1	0	0
RF	8	0	2	0	0
RA	5	5	0	0	0
HS	5	0	0	0	3
PS	3	0	0	0	0
Totals	26	5	3	0	4

CC = Certified Center; CF = Certified Family; RF = Registered Family; RA = Recorded Agency; HS = Head Start; PS = Preschool Program;

Children in Spark Programs: 522




Children by Age



County Data Facts

All data as of March 31, 2023



Linn

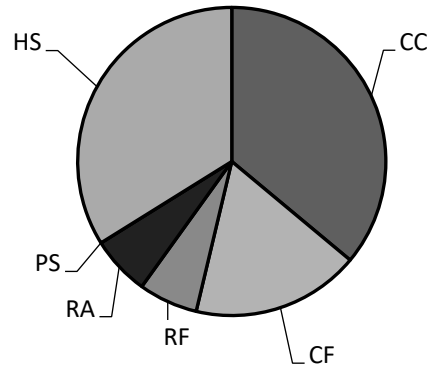
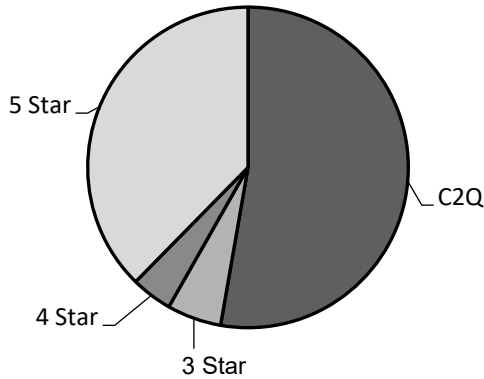
County Spark Participation

Star Rated Programs


	# Licensed	C2Q	3-Star	4-Star	5-Star
CC	19	6	1	0	1
CF	16	7	1	0	0
RF	34	5	3	0	0
RA	4	1	0	3	0
HS	4	0	0	0	3
PS	9	0	0	0	0
Totals	86	19	5	3	4

CC = Certified Center; CF = Certified Family; RF = Registered Family; RA = Recorded Agency; HS = Head Start; PS = Preschool Program;

Children in Spark Programs: 821



Children by Age



The Research Institute

County Data Facts

All data as of March 31, 2023



Malheur

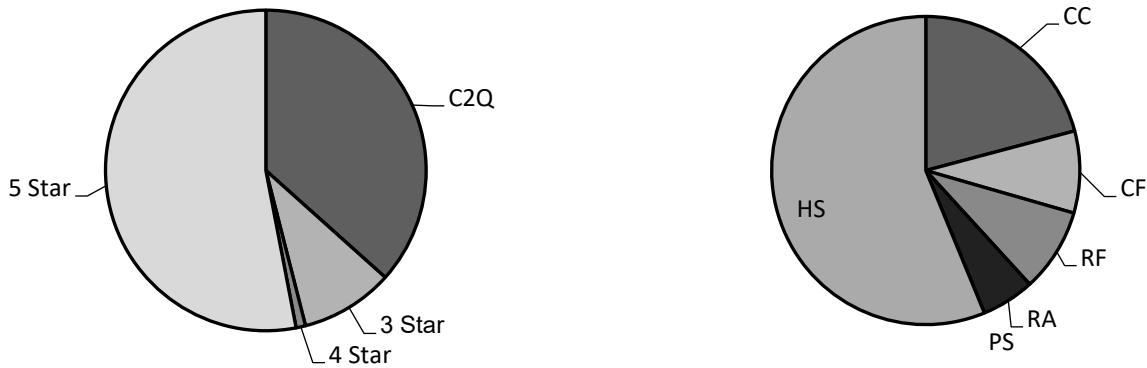
County Spark Participation

Star Rated Programs

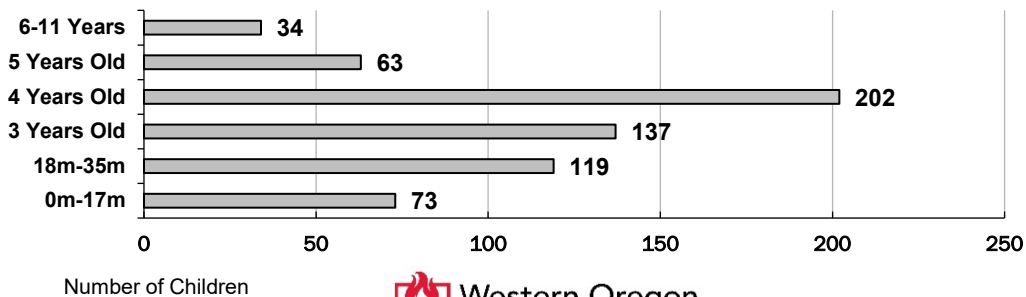
	# Licensed	C2Q	3-Star	4-Star	5-Star
CC	7	4	0	0	0
CF	6	2	2	0	0
RF	8	3	3	1	0
RA	0	2	0	0	0
HS	8	1	0	0	4
PS	3	0	0	0	0
Totals	32	12	5	1	4

CC = Certified Center; CF = Certified Family; RF = Registered Family; RA = Recorded Agency; HS = Head Start; PS = Preschool Program;

Children in Spark Programs: 628




Children by Age



County Data Facts

All data as of March 31, 2023



Marion

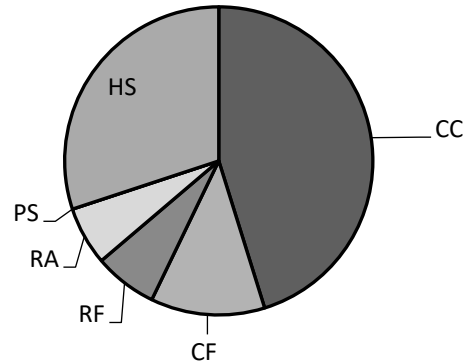
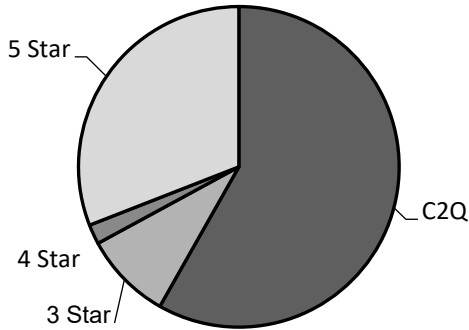
County Spark Participation

Star Rated Programs

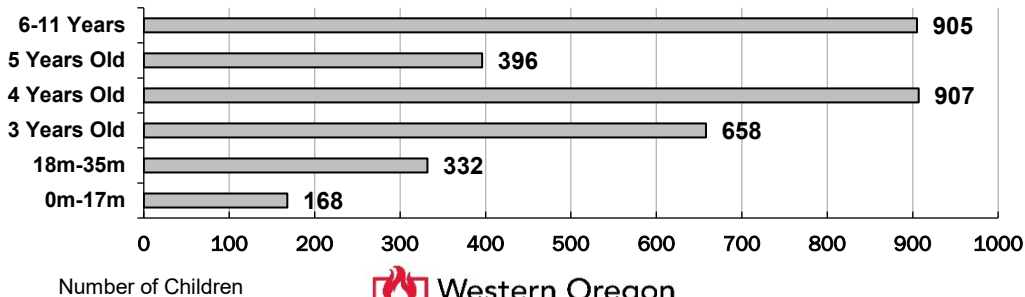
	# Licensed	C2Q	3-Star	4-Star	5-Star
CC	73	32	2	2	1
CF	77	11	9	3	12
RF	131	21	8	0	1
RA	15	5	0	0	3
HS	34	2	1	0	17
PS	26	0	0	0	0
Totals	356	71	20	5	34

CC = Certified Center; CF = Certified Family; RF = Registered Family; RA = Recorded Agency; HS = Head Start; PS = Preschool Program;

Children in Spark Programs: 3,366



Children by Age



County Data Facts

All data as of March 31, 2023



Morrow

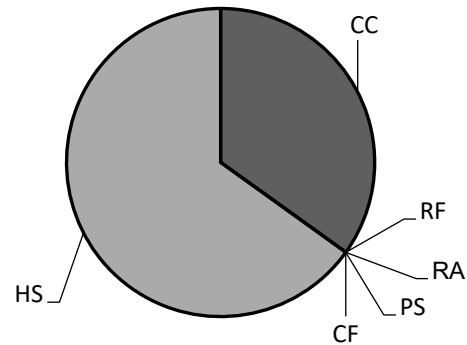
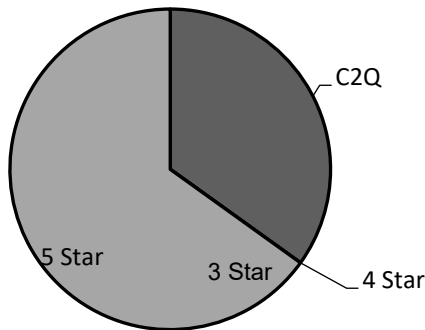
County Spark Participation

Star Rated Programs


	# Licensed	C2Q	3-Star	4-Star	5-Star
CC	3	1	0	0	0
CF	0	0	0	0	0
RF	1	0	0	0	0
RA	2	0	0	0	0
HS	2	0	0	0	2
PS	3	0	0	0	0
Totals	11	1	0	0	2

CC = Certified Center; CF = Certified Family; RF = Registered Family; RA = Recorded Agency; HS = Head Start; PS = Preschool Program;

Children in Spark Programs: 169




Children by Age



County Data Facts

All data as of March 31, 2023



Multnomah

County Spark Participation

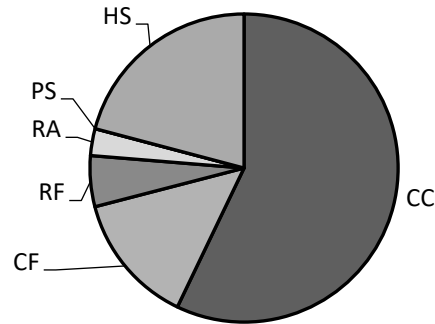
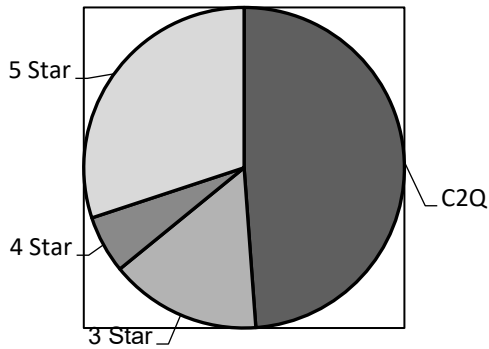
Star Rated Programs

	# Licensed	C2Q	3-Star	4-Star	5-Star
CC	264	60	16	7	12
CF	245	68	15	5	14
RF	273	51	24	0	0
RA	13	5	0	1	2
HS	78	2	2	0	40
PS	65	0	0	0	0
Totals	938	186	57	13	68

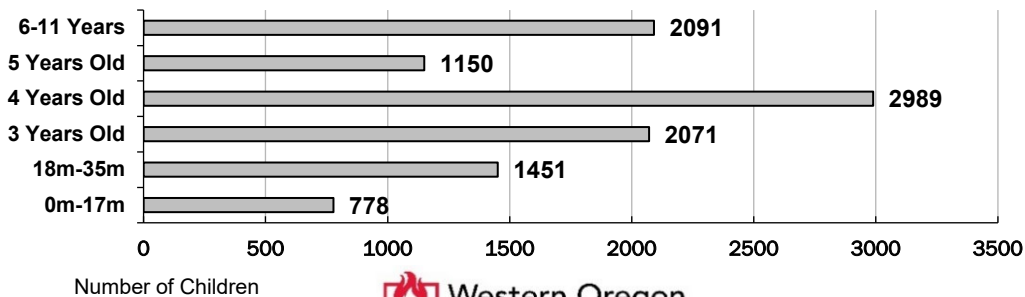
CC = Certified Center; CF = Certified Family; RF = Registered Family; RA = Recorded Agency; HS = Head Start; PS = Preschool Program;

Children in Spark Programs: 10,530

Type




Children by Age



County Data Facts

All data as of March 31, 2023



Polk

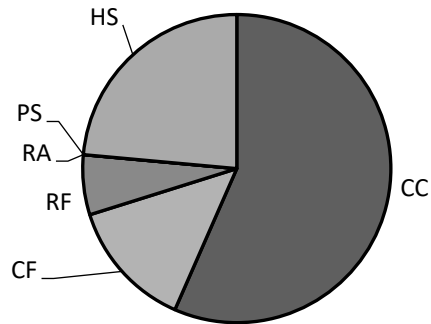
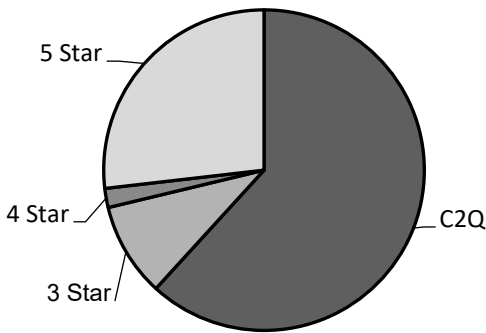
County Spark Participation

Star Rated Programs

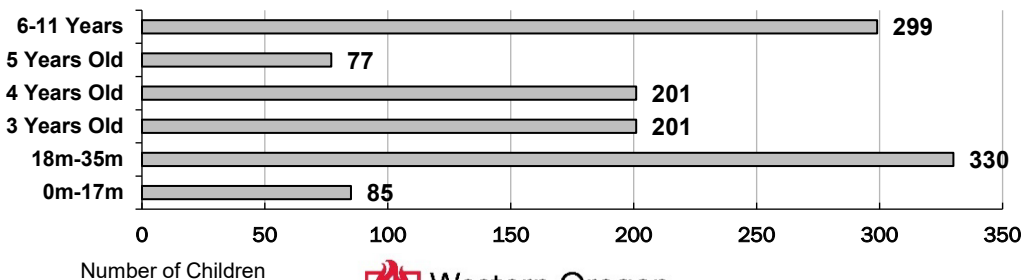
	# Licensed	C2Q	3-Star	4-Star	5-Star
CC	18	9	1	0	2
CF	22	9	3	1	1
RF	23	7	2	1	0
RA	2	0	0	0	0
HS	7	0	1	0	4
PS	4	0	0	0	0
Totals	76	25	7	2	7

CC = Certified Center; CF = Certified Family; RF = Registered Family; RA = Recorded Agency; HS = Head Start; PS = Preschool Program;

Children in Spark Programs: 1,193



Children by Age



County Data Facts

All data as of March 31, 2023



Sherman

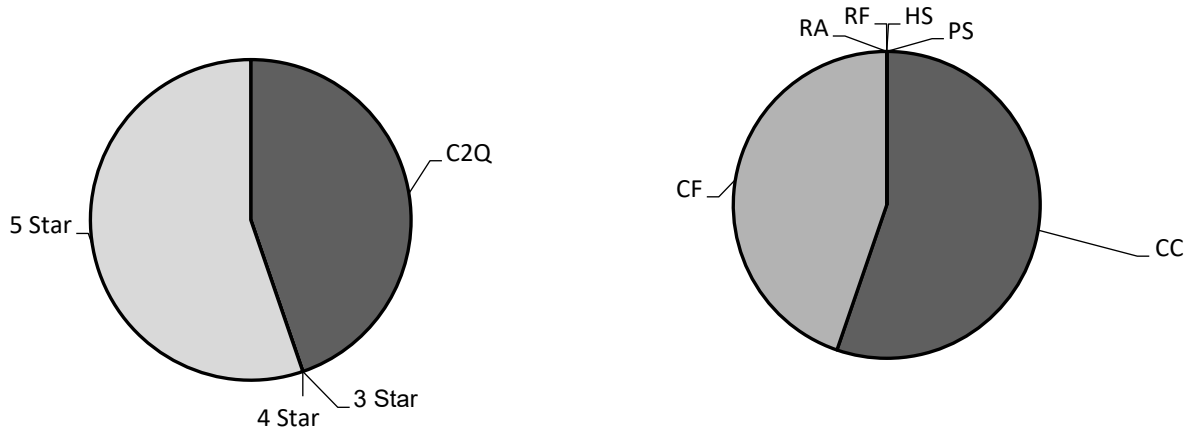
County Spark Participation

Star Rated Programs

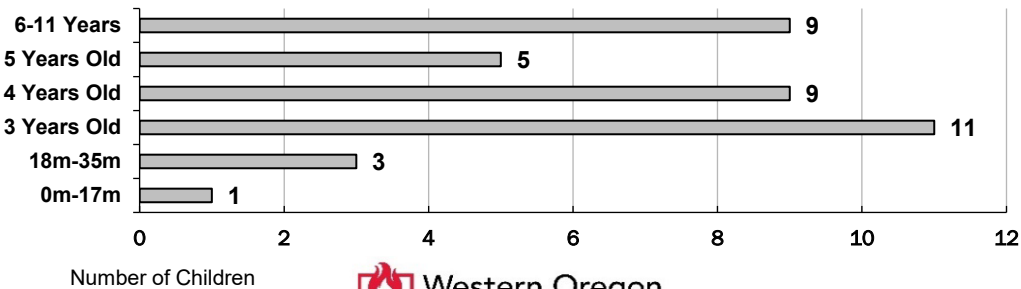
	# Licensed	C2Q	3-Star	4-Star	5-Star
CC	0	0	0	0	1
CF	2	1	0	0	0
RF	0	0	0	0	0
RA	0	0	0	0	0
HS	1	0	0	0	0
PS	0	0	0	0	0
Totals	3	1	0	0	1

CC = Certified Center; CF = Certified Family; RF = Registered Family; RA = Recorded Agency; HS = Head Start; PS = Preschool Program;

Children in Spark Programs: 38



Children by Age



County Data Facts

All data as of March 31, 2023



Tillamook

County Spark Participation

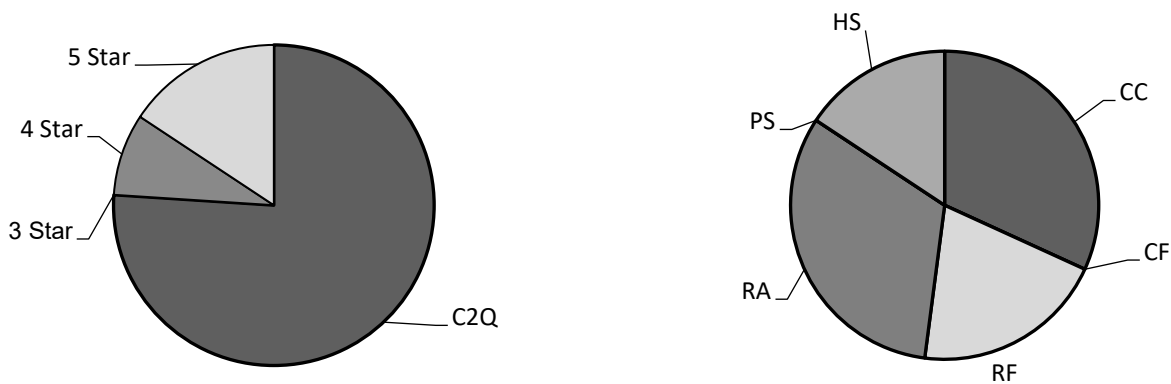
Star Rated Programs

	# Licensed	C2Q	3-Star	4-Star	5-Star
CC	1	2	0	0	0
CF	2	0	0	0	0
RF	3	4	0	0	0
RA	6	3	0	1	0
HS	3	0	0	0	1
PS	5	0	0	0	0
Totals	20	9	0	1	1

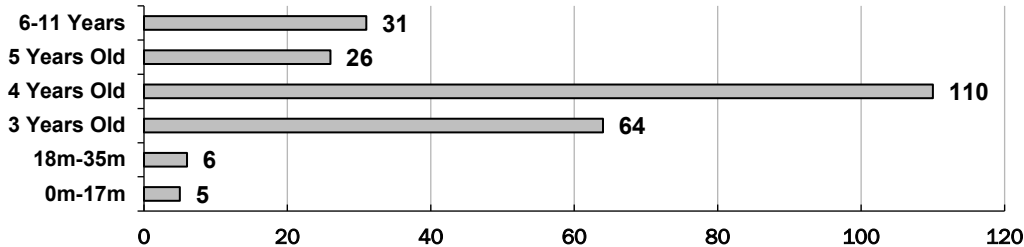
CC = Certified Center; CF = Certified Family; RF = Registered Family; RA = Recorded Agency; HS = Head Start; PS = Preschool Program;

Children in Spark Programs: 242

Type



Children by Age



Number of Children



County Data Facts

All data as of March 31, 2023



Umatilla

County Spark Participation

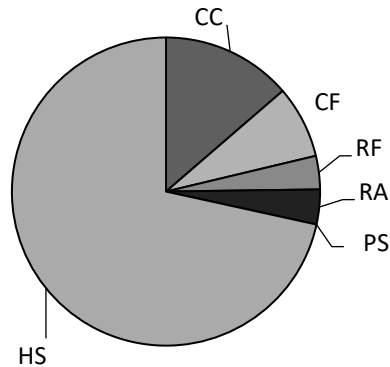
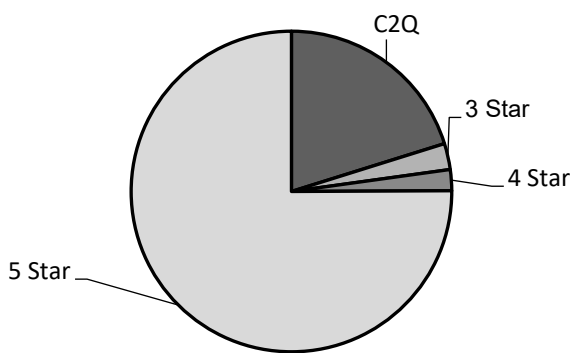
Star Rated Programs

	# Licensed	C2Q	3-Star	4-Star	5-Star
CC	12	3	1	0	1
CF	15	4	1	1	2
RF	32	3	1	1	0
RA	5	4	0	0	0
HS	15	0	0	0	11
PS	4	0	0	0	0
Totals	83	14	3	2	14

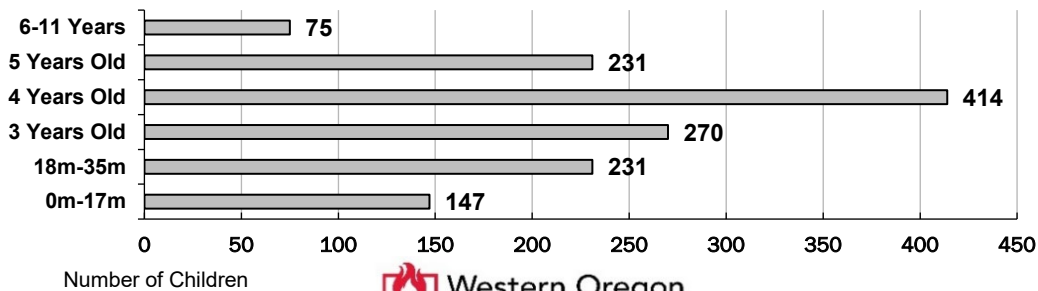
CC = Certified Center; CF = Certified Family; RF = Registered Family; RA = Recorded Agency; HS = Head Start; PS = Preschool Program;

Children in Spark Programs: 1,368

Type



Children by Age



County Data Facts

All data as of March 31, 2023



Union

County Spark Participation

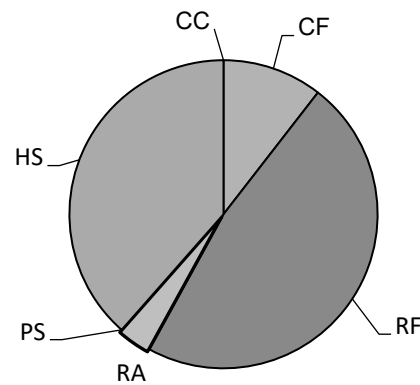
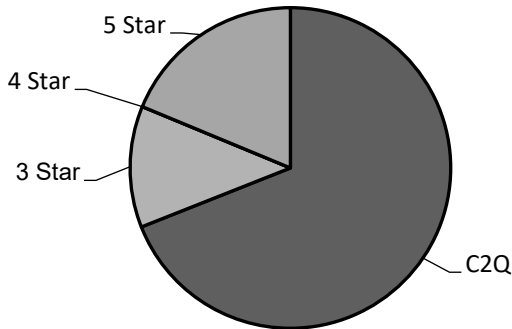
Star Rated Programs

	# Licensed	C2Q	3-Star	4-Star	5-Star
CC	2	0	0	0	0
CF	4	2	1	0	0
RF	21	14	3	0	0
RA	5	4	0	0	0
HS	5	1	0	0	4
PS	4	0	0	0	0
Totals	41	21	4	0	4

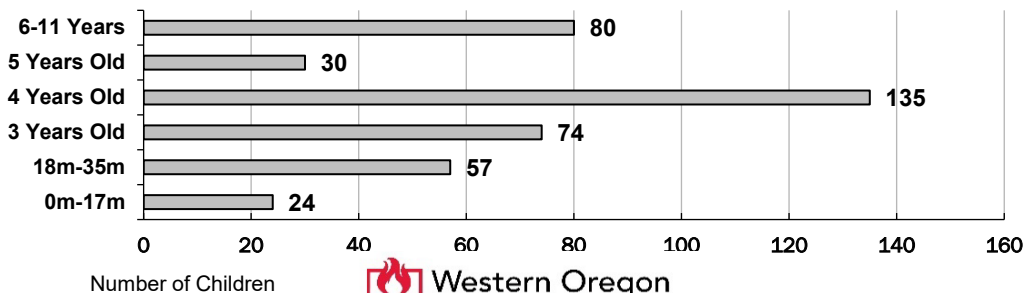
CC = Certified Center; CF = Certified Family; RF = Registered Family; RA = Recorded Agency; HS = Head Start; PS = Preschool Program;

Children in Spark Programs: 400

Type



Children by Age



County Data Facts

All data as of March 31, 2023



Wallowa

County Spark Participation

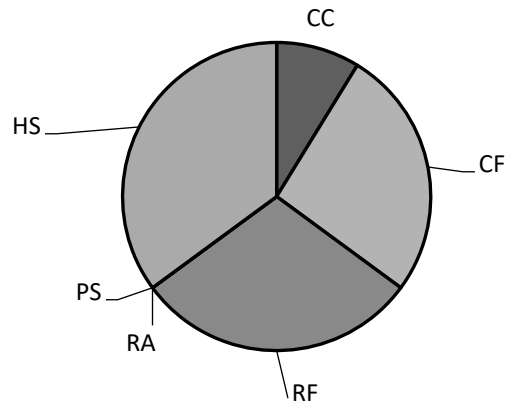
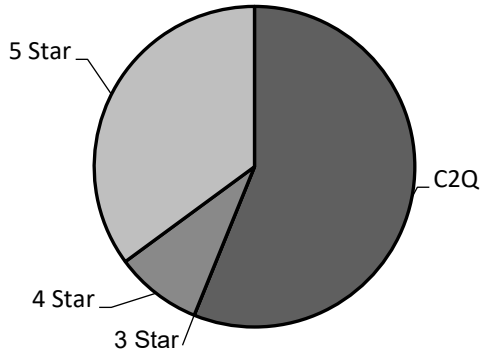
Star Rated Programs

	# Licensed	C2Q	3-Star	4-Star	5-Star
CC	1	0	0	1	0
CF	4	2	0	0	0
RF	2	2	0	0	0
RA	1	0	0	0	0
HS	1	0	0	0	1
PS	1	0	0	0	0
Totals	10	4	0	1	1

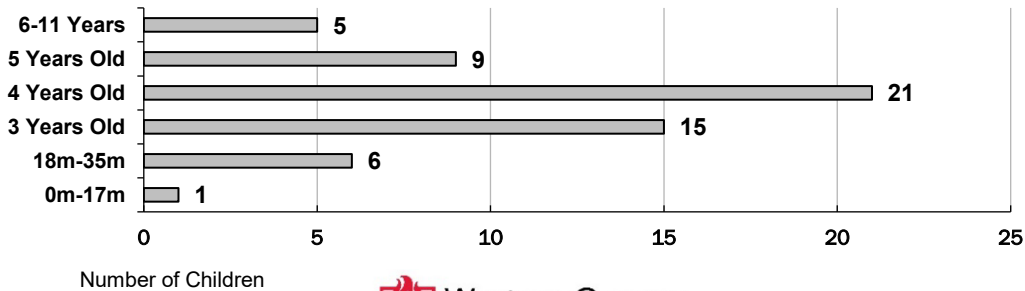
CC = Certified Center; CF = Certified Family; RF = Registered Family; RA = Recorded Agency; HS = Head Start; PS = Preschool Program;

Children in Spark Programs: 57

Type



Children by Age



County Data Facts

All data as of March 31, 2023



Wasco

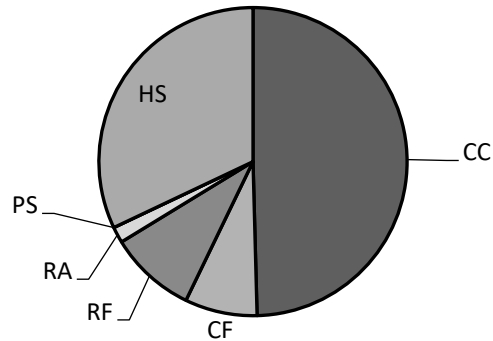
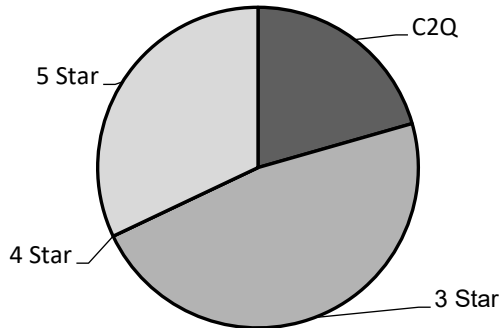
County Spark Participation

Star Rated Programs

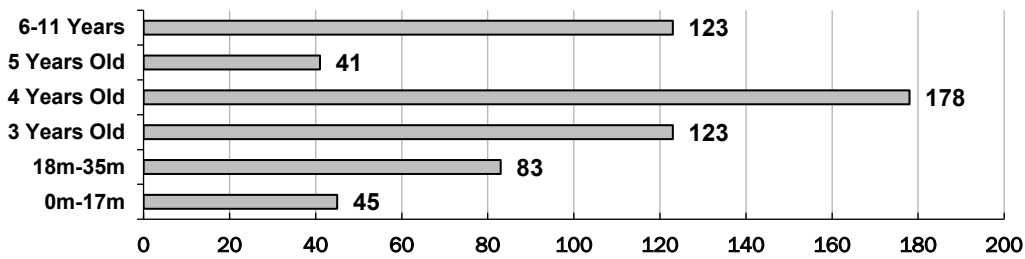
	# Licensed	C2Q	3-Star	4-Star	5-Star
CC	2	1	1	0	0
CF	4	2	1	0	0
RF	16	5	1	0	0
RA	3	1	0	0	0
HS	6	0	0	0	5
PS	2	0	0	0	0
Totals	33	9	3	0	5

CC = Certified Center; CF = Certified Family; RF = Registered Family; RA = Recorded Agency; HS = Head Start; PS = Preschool Program;

Children in Spark Programs: 593



Children by Age



Number of Children



County Data Facts

All data as of March 31, 2023



Washington

County Spark Participation

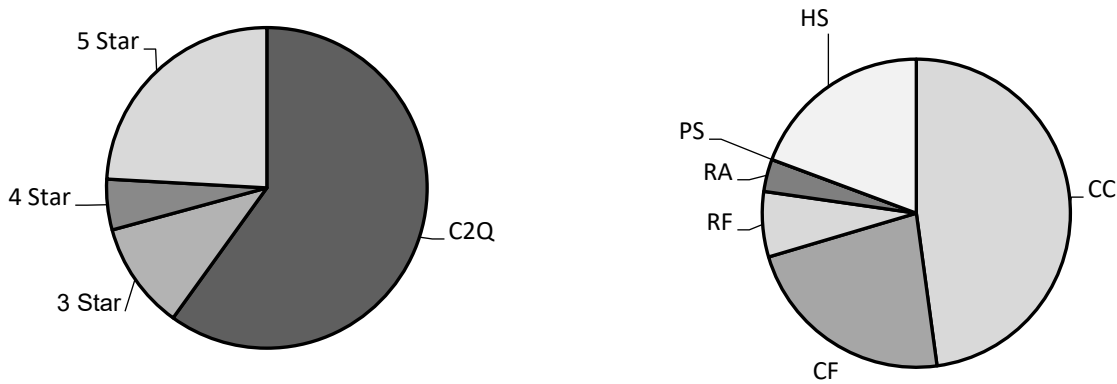
Star Rated Programs

	# Licensed	C2Q	3-Star	4-Star	5-Star
CC	206	38	0	4	2
CF	220	80	16	5	7
RF	169	43	7	2	0
RA	16	6	0	0	3
HS	27	2	0	0	14
PS	53	0	0	0	0
Totals	691	169	23	11	26

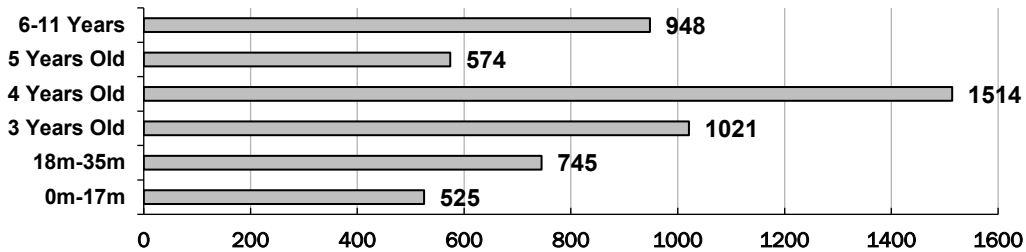
CC = Certified Center; CF = Certified Family; RF = Registered Family; RA = Recorded Agency; HS = Head Start; PS = Preschool Program;

Children in Spark Programs: 5,327

Type



Children by Age



Number of Children



Western Oregon
UNIVERSITY

The Research Institute

County Data Facts

All data as of March 31, 2023



Wheeler

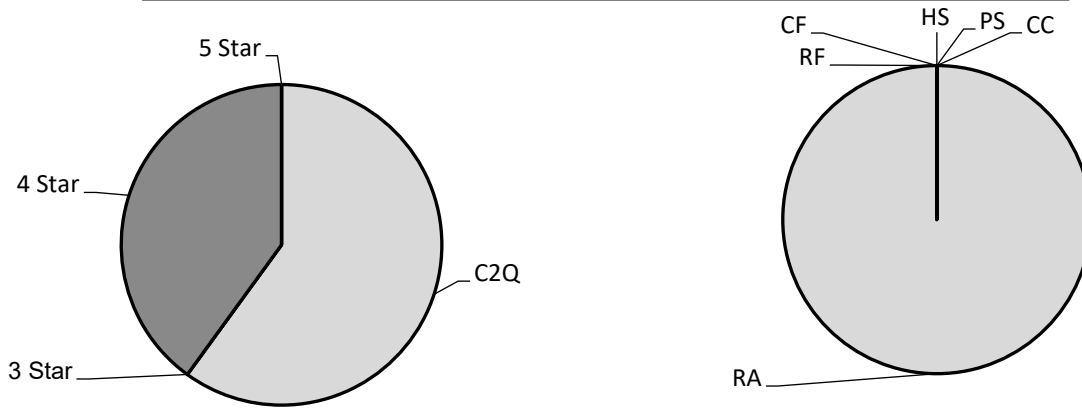
County Spark Participation

Star Rated Programs

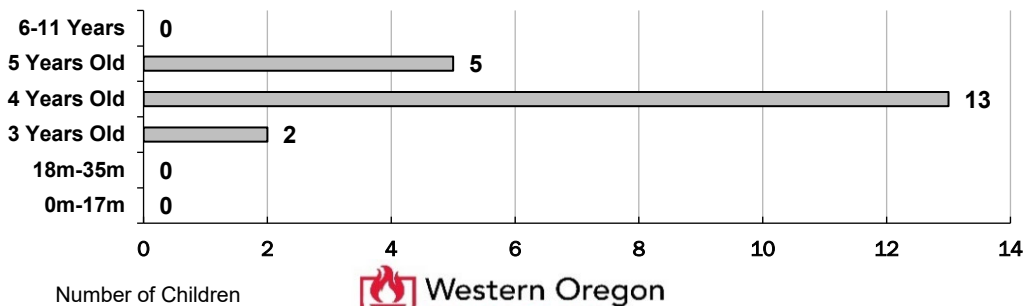
	# Licensed	C2Q	3-Star	4-Star	5-Star
CC	0	0	0	0	0
CF	0	0	0	0	0
RF	0	0	0	0	0
RA	0	1	0	1	0
HS	2	0	0	0	0
PS	0	0	0	0	0
Totals	2	1	0	1	0

CC = Certified Center; CF = Certified Family; RF = Registered Family; RA = Recorded Agency; HS = Head Start; PS = Preschool Program;

Children in Spark Programs: 20




Children by Age



County Data Facts

All data as of March 31, 2023



Yamhill

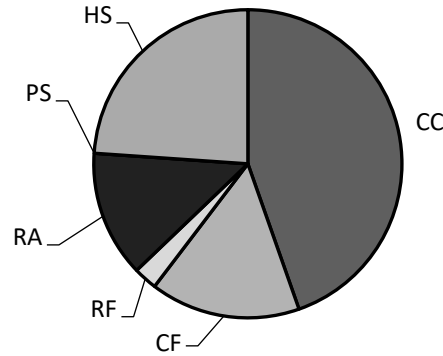
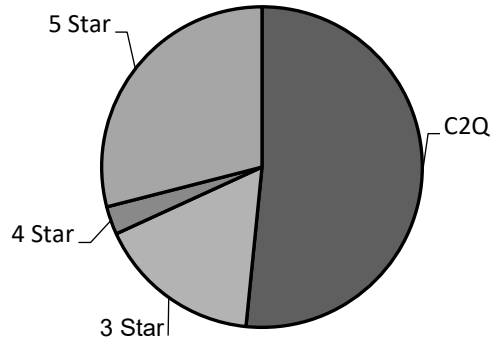
County Spark Participation

Star Rated Programs

	# Licensed	C2Q	3-Star	4-Star	5-Star
CC	28	8	2	0	0
CF	26	2	2	3	1
RF	13	0	0	0	1
RA	3	0	0	0	0
HS	6	0	0	0	3
PS	0	0	0	0	0
Totals	76	10	4	3	5

CC = Certified Center; CF = Certified Family; RF = Registered Family; RA = Recorded Agency; HS = Head Start; PS = Preschool Program;

Children in Spark Programs: 845



Children by Age

