



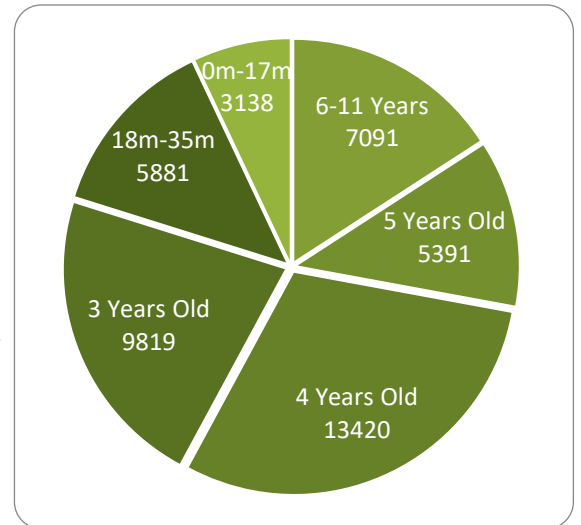
Data Facts

June 30, 2023
Oregonspark.org

Spark, Oregon's Quality Rating and Improvement System is a system designed to raise the quality and consistency of early learning programs across the state. Spark aligns with the national trend of QRISs that recognizes, rewards, and builds on the current quality of early learning. Spark provides a framework for program quality improvement while providing a tool that helps parents looking for quality early learning and care options.

Visit <http://www.oregonspark.org> for more information on requirements and standards.

There were 44,740 children in Early Learning & Development Programs (ELDPs) that had achieved a Commitment to Quality (C2Q) rating or above. Three in five (94%) of those children are in child care centers, 10% are in certified family child care, and 5% are in registered family child care. ELDPs that have attained a 3-, 4-, or 5-star rating provide service to 23,616 children. The age distribution of children in C2Q or star rated programs is highlighted in the figure. Head Start programs participating in the QRIS provide services to 19,684 children.




Total Children in Programs Participating in QRIS

44,740

This report reflects information gathered as of Jun 30, 2023.
For additional information please contact: 1-877-768-8290

Data Fact Archive

We have received 1960 portfolios. This includes 741 resubmissions for a higher rating. Of these 741 resubmissions, 740 have already been rescored, with 643 programs moving up in ratings.



	Number of Licensed Programs	Achieved Commitment to Quality (C2Q)	3	4	5
CC	978	213	34	13	29
CF	927	230	59	20	23
RF	1,071	214	78	7	6
RA	92	11	0	3	2
HS	330	157	58	33	284
PS	360	0	0	1	0
Totals	3,758	825	229	77	344

CC = Certified Center; CF = Certified Family; RF = Registered Family; RA = Recorded Agency; HS = Head Start; PS = Preschool Program

Alternative Pathway (AP) indicates programs that are license exempt due to their association with school districts. These School Partner programs may have been licensed in the past and are still eligible for Spark participation. There are other School Partner programs that are not currently participating in Spark. However, the full list is not available yet so there may be discrepancies in the Data Facts until all School Partners and School Partners participating in Spark (AP) can be identified.

This report reflects information gathered as of Jun 30, 2023.

For additional information please contact: 1-877-768-8290

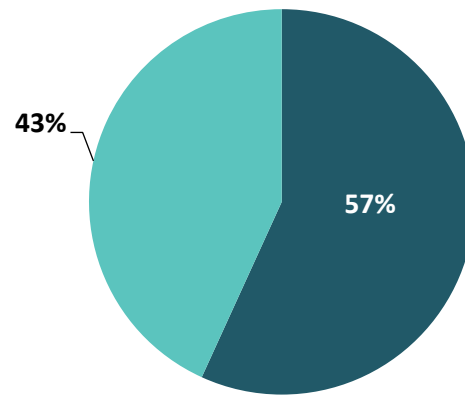
[Data Fact Archive](#)

Participation

This infographic shows the percentage of child care programs participating in Oregon's Spark by county.

Breakdown by Type

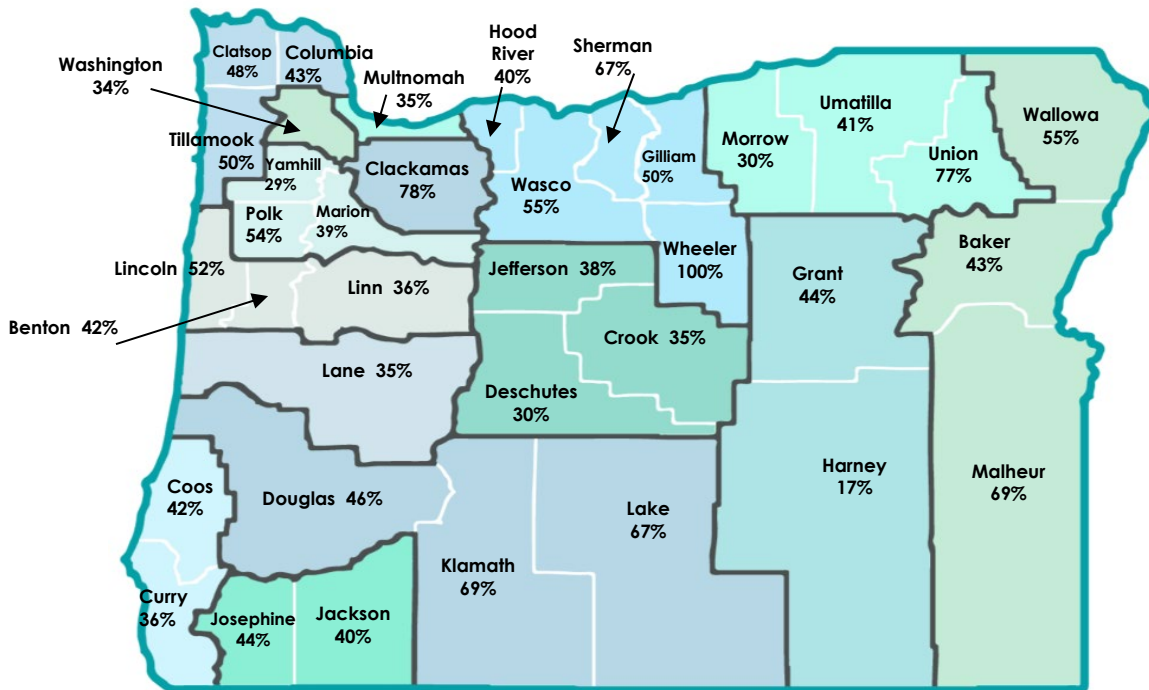
Centers includes licensed, alternative pathway, and Head Start programs. Family Child Care includes both large certified family and small registered family programs. There are 1475 programs participating in total.



■ Centers ■ Family Child Care

Breakdown by Participation

Participation is a percentage of the total number of eligible programs in each county.



Produced by the Center on Research, Evaluation & Analysis - The Research Institute at Western Oregon University

County Data Facts

All data as of June 30, 2023



Baker

County Spark Participation

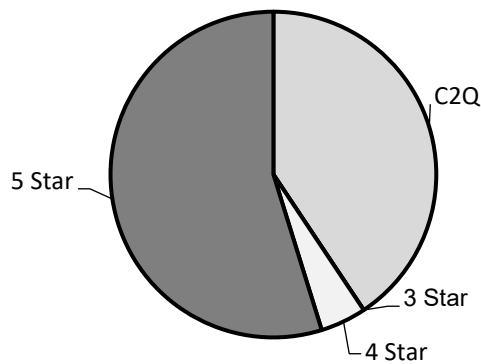
Star Rated Programs

	# Licensed	C2Q	3-Star	4-Star	5-Star
CC	2	1	0	1	0
CF	2	1	0	0	0
RF	10	2	0	0	0
RA	0	0	0	0	0
HS	3	2	0	0	2
PS	4	0	0	0	0
Totals	21	6	0	1	2

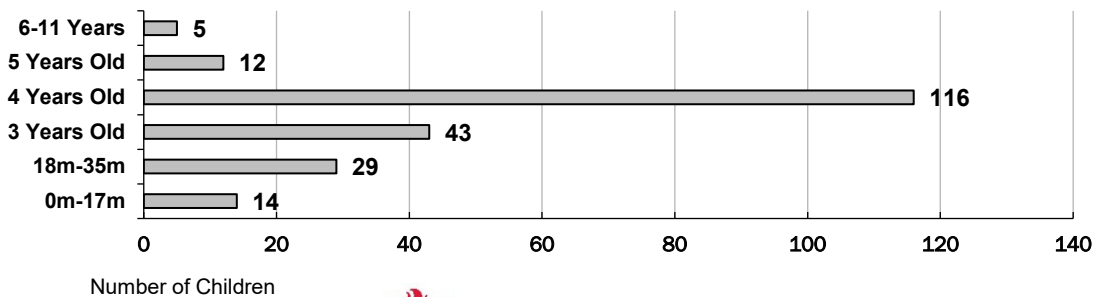
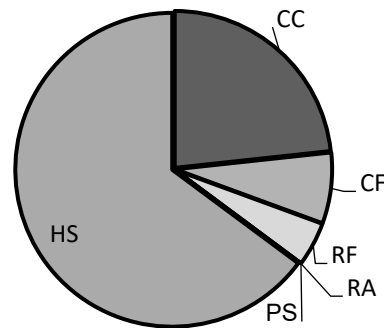
CC = Certified Center; CF = Certified Family; RF = Registered Family; RA = Recorded Agency; HS = Head Start; PS = Preschool Program

Children in Spark Programs: 219

Children by Designation




Children by Program Type



Number of Children

County Data Facts

All data as of June 30, 2023



Benton

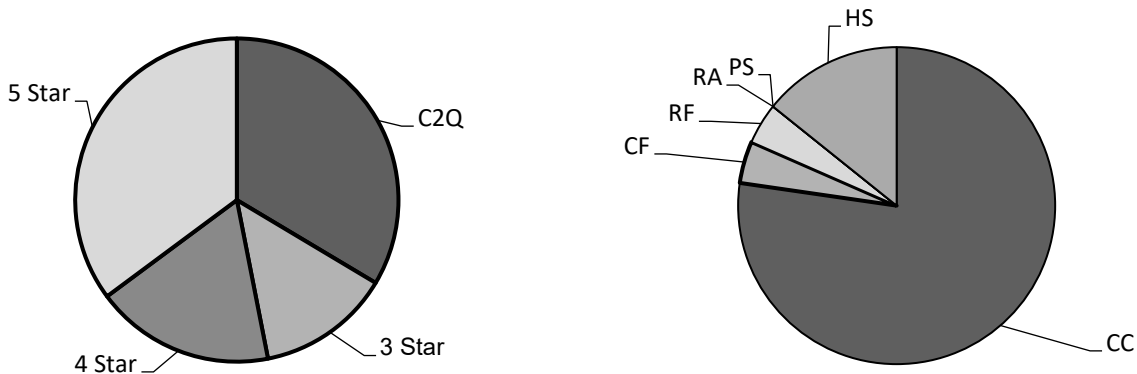
County Spark Participation

Star Rated Programs

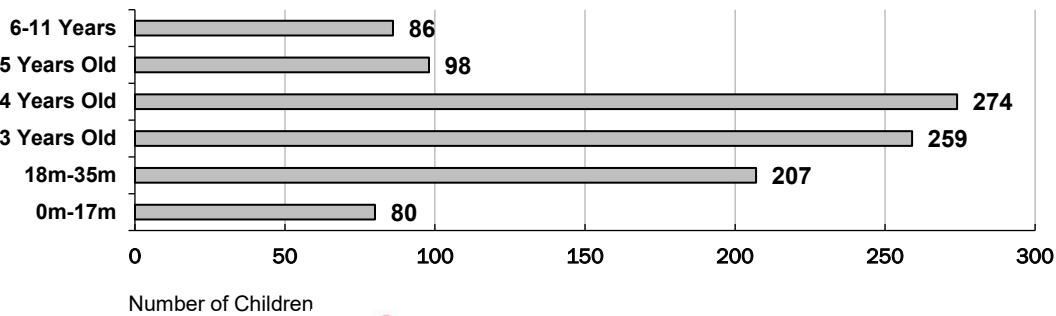
	# Licensed	C2Q	3-Star	4-Star	5-Star
CC	23	6	1	2	4
CF	14	3	1	0	0
RF	14	2	1	2	0
RA	0	0	0	0	0
HS	6	2	0	0	4
PS	9	0	0	0	0
Totals	66	13	3	4	8

CC = Certified Center; CF = Certified Family; RF = Registered Family; RA = Recorded Agency; HS = Head Start; PS = Preschool Program;

Children in Spark Programs: 1,004




Children by Age



County Data Facts

All data as of June 30, 2023



Clackamas

Star Rated Programs

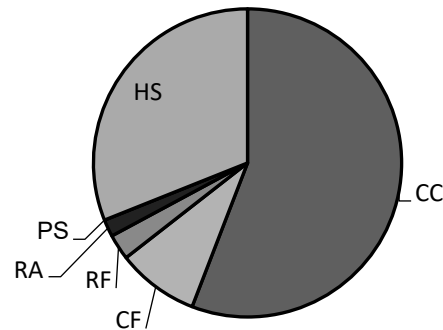
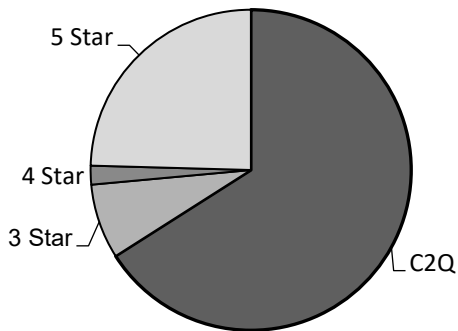
	# Licensed	C2Q	3-Star	4-Star	5-Star
CC	23	20	2	1	1
CF	14	13	3	1	2
RF	14	8	3	1	0
RA	4	1	0	0	0
HS	6	10	3	0	13
PS	44	0	0	0	0
Totals	105	52	11	3	16

CC = Certified Center; CF = Certified Family; RF = Registered Family; RA = Recorded Agency; HS = Head Start; PS = Preschool Program;

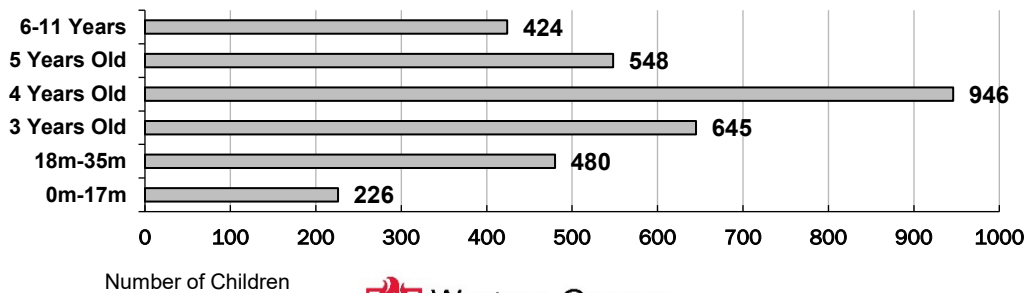
Children in Spark Programs: 3,269

Children by Designation

Children by Program Type



Children by Age



County Data Facts

All data as of June 30, 2023



Clatsop

County Spark Participation

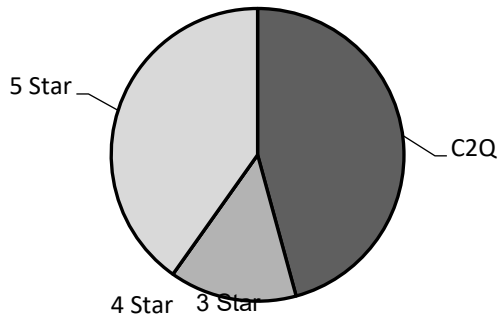
Star Rated Programs

	# Licensed	C2Q	3-Star	4-Star	5-Star
CC	10	2	1	0	0
CF	4	1	0	0	0
RF	6	2	0	0	0
RA	4	0	0	0	0
HS	3	2	2	0	4
PS	2	0	0	0	0
Totals	29	7	3	0	4

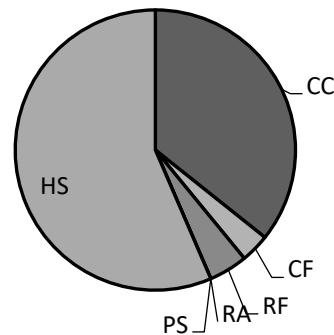
CC = Certified Center; CF = Certified Family; RF = Registered Family; RA = Recorded Agency; HS = Head Start; PS = Preschool Program;

Children in Spark Programs: 448

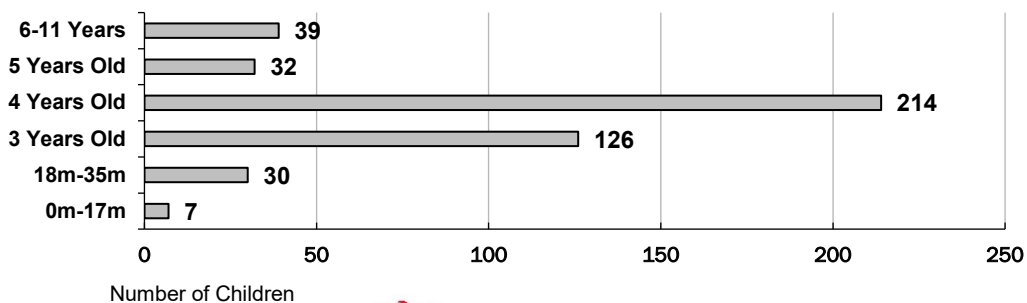
Children by Designation



Children by Program Type




Children by Age



County Data Facts

All data as of June 30, 2023



Columbia

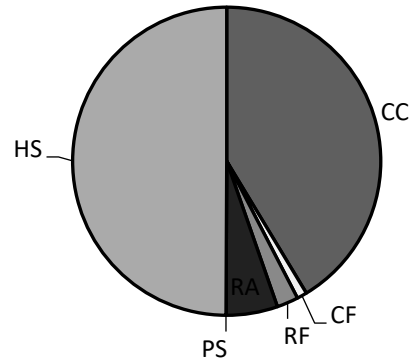
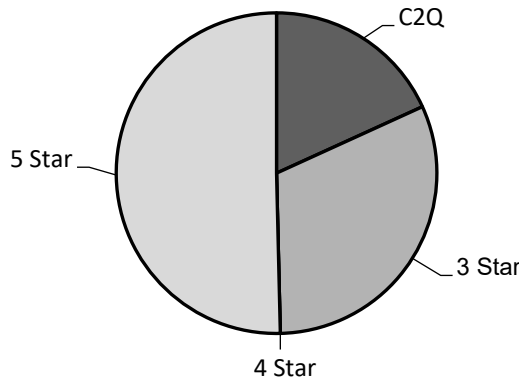
County Spark Participation

Star Rated Programs

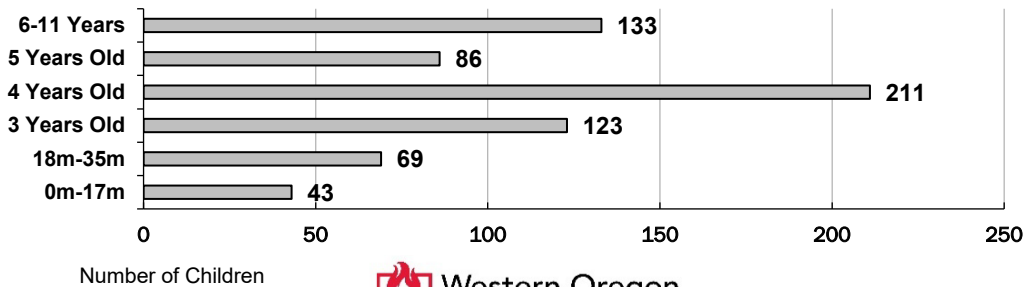
	# Licensed	C2Q	3-Star	4-Star	5-Star
CC	9	2	2	0	0
CF	6	1	0	0	0
RF	17	2	1	0	0
RA	3	0	0	0	1
HS	5	2	1	0	8
PS	7	0	0	0	0
Totals	47	7	4	0	9

CC = Certified Center; CF = Certified Family; RF = Registered Family; RA = Recorded Agency; HS = Head Start; PS = Preschool Program;

Children in Spark Programs: 665



Children by Age




Number of Children



County Data Facts

All data as of June 30, 2023



Coos

County Spark Participation

Star Rated Programs

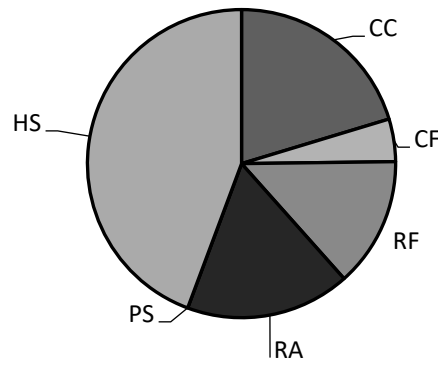
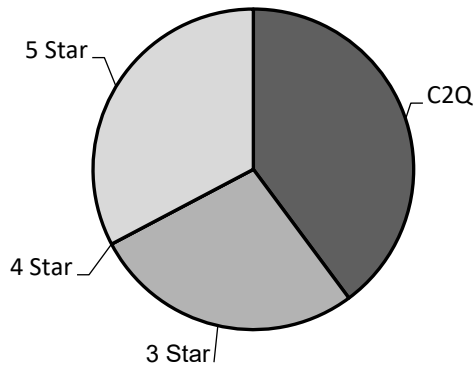
	# Licensed	C2Q	3-Star	4-Star	5-Star
CC	7	2	1	0	0
CF	6	0	2	0	0
RF	32	7	3	0	0
RA	1	1	0	0	0
HS	7	2	2	0	4
PS	4	0	0	0	0
Totals	57	12	8	0	4

CC = Certified Center; CF = Certified Family; RF = Registered Family; RA = Recorded Agency; HS = Head Start; PS = Preschool Program;

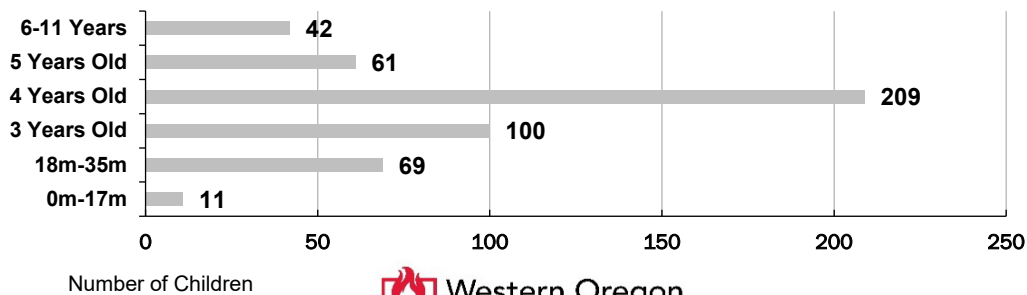
Children in Spark Programs: 492

Children by Designation

Children by Program Type



Children by Age



County Data Facts

All data as of June 30, 2023



Crook

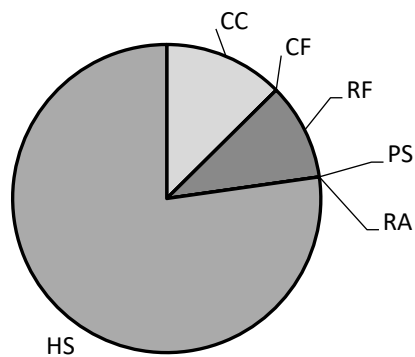
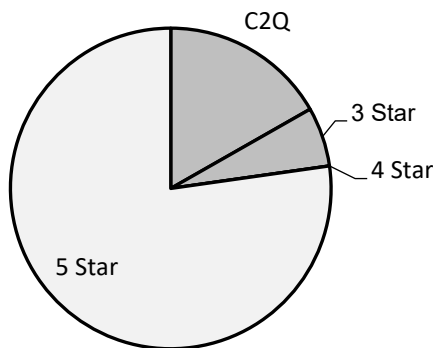
County Spark Participation

Star Rated Programs

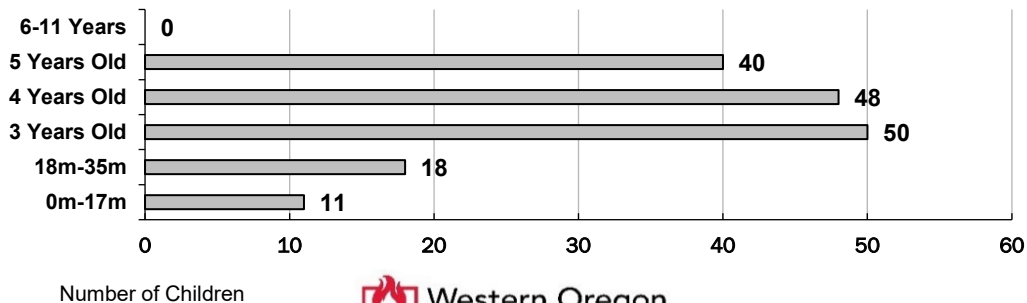
	# Licensed	C2Q	3-Star	4-Star	5-Star
CC	5	1	0	0	0
CF	4	0	0	0	0
RF	4	1	1	0	0
RA	0	0	0	0	0
HS	2	0	0	0	3
PS	2	0	0	0	0
Totals	17	2	1	0	3

CC = Certified Center; CF = Certified Family; RF = Registered Family; RA = Recorded Agency; HS = Head Start; PS = Preschool Program

Children in Spark Programs: 167



Children by Age



Number of Children



County Data Facts

All data as of June 30, 2023



Curry

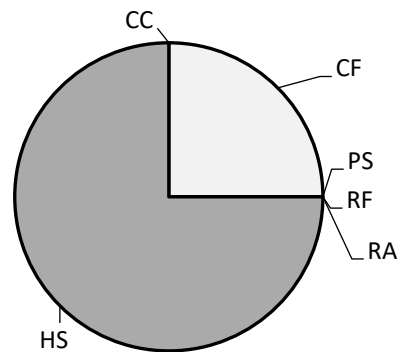
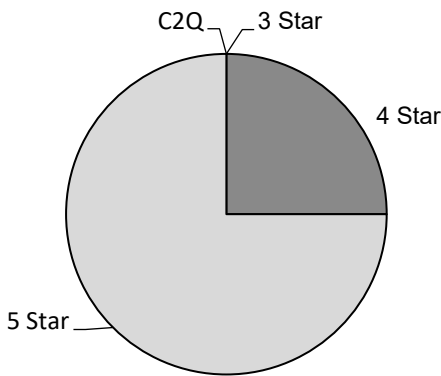
County Spark Participation

Star Rated Programs


	# Licensed	C2Q	3-Star	4-Star	5-Star
CC	2	0	0	0	0
CF	2	0	0	1	0
RF	2	0	0	0	0
RA	0	0	0	0	0
HS	4	0	0	0	3
PS	1	0	0	0	0
Totals	11	0	0	1	3

CC = Certified Center; CF = Certified Family; RF = Registered Family; RA = Recorded Agency; HS = Head Start; PS = Preschool Program;

Children in Spark Programs: 100



Children by Age




Number of Children



County Data Facts

All data as of June 30, 2023



Deschutes

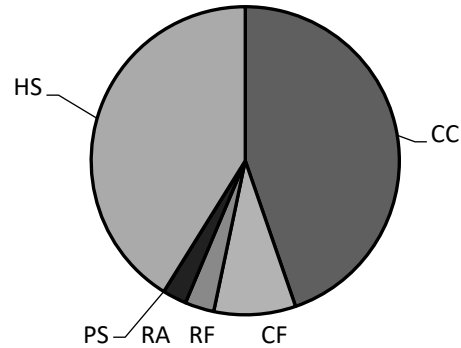
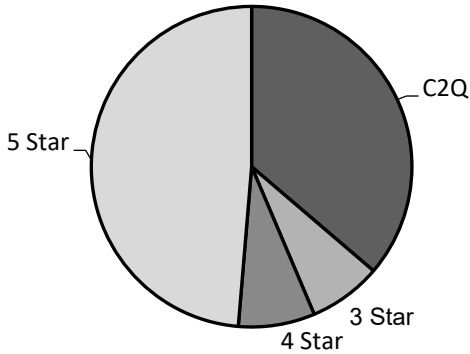
County Spark Participation

Star Rated Programs


	# Licensed	C2Q	3-Star	4-Star	5-Star
CC	64	11	1	3	4
CF	39	9	3	0	1
RF	48	6	3	0	0
RA	1	1	0	0	0
HS	11	3	1	0	9
PS	20	0	0	0	0
Totals	183	30	8	3	14

CC = Certified Center; CF = Certified Family; RF = Registered Family; RA = Recorded Agency; HS = Head Start; PS = Preschool Program;

Children in Spark Programs: 2,295



Children by Age



County Data Facts

All data as of June 30, 2023



Douglas

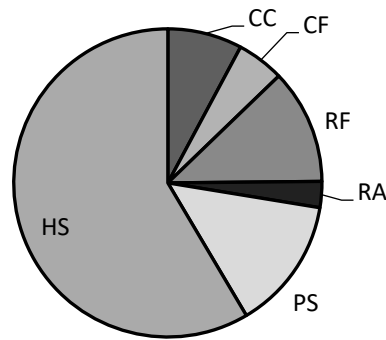
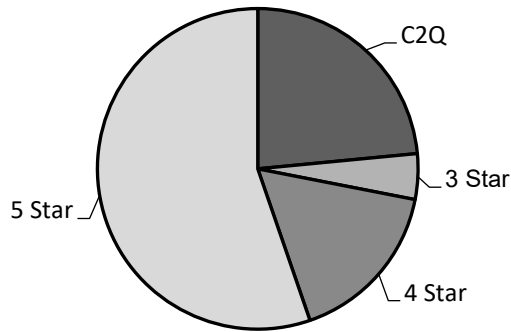
County Spark Participation

Star Rated Programs

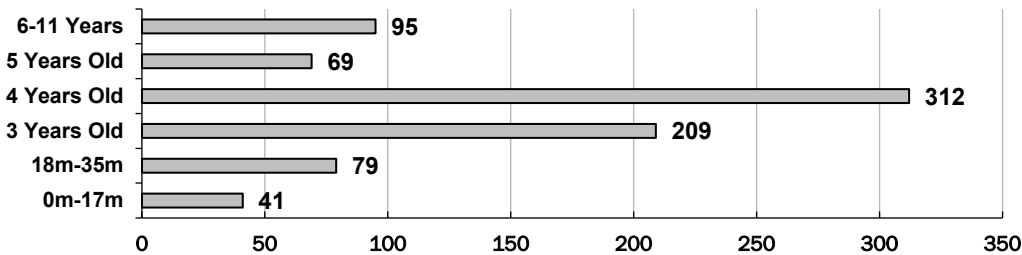
	# Licensed	C2Q	3-Star	4-Star	5-Star
CC	15	2	0	0	0
CF	7	3	0	0	1
RF	31	6	1	0	2
RA	6	0	0	1	0
HS	8	3	2	0	12
PS	7	0	0	1	0
Totals	74	14	3	2	15

CC = Certified Center; CF = Certified Family; RF = Registered Family; RA = Recorded Agency; HS = Head Start; PS = Preschool Program;

Children in Spark Programs: 805



Children by Age



Number of Children



County Data Facts

All data as of June 30, 2023



Gilliam

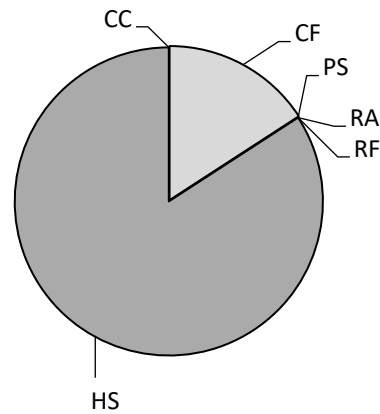
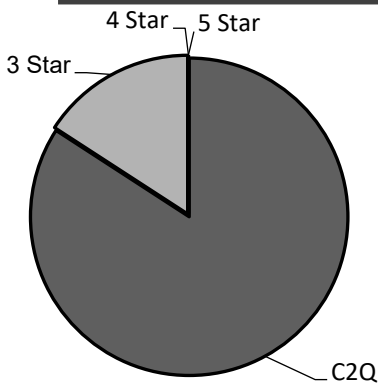
County Spark Participation

Star Rated Programs

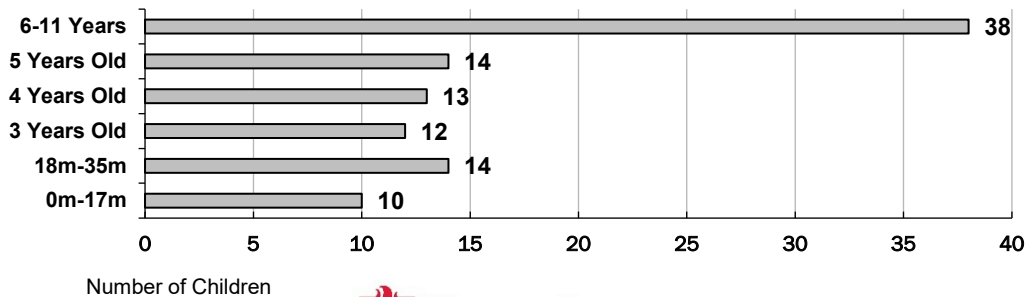
	# Licensed	C2Q	3-Star	4-Star	5-Star
CC	0	0	0	0	0
CF	1	0	1	0	0
RF	0	0	0	0	0
RA	1	0	0	0	0
HS	2	1	0	0	0
PS	0	0	0	0	0
Totals	4	1	1	0	0

CC = Certified Center; CF = Certified Family; RF = Registered Family; RA = Recorded Agency; HS = Head Start; PS = Preschool Program;

Children in Spark Programs: 101



Children by Age



County Data Facts

All data as of June 30, 2023



Grant

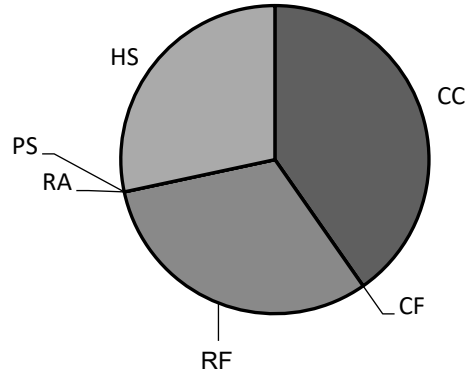
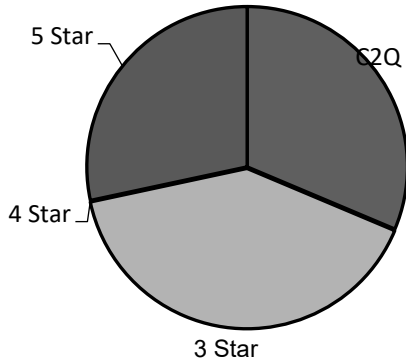
County Spark Participation

Star Rated Programs

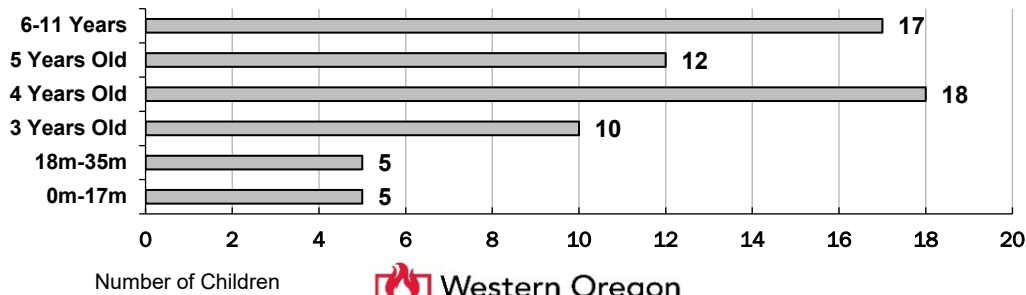
	# Licensed	C2Q	3-Star	4-Star	5-Star
CC	1	0	1	0	0
CF	2	0	0	0	0
RF	0	2	0	0	0
RA	4	0	0	0	0
HS	1	0	0	0	1
PS	1	0	0	0	0
Totals	9	2	1	0	1

CC = Certified Center; CF = Certified Family; RF = Registered Family; RA = Recorded Agency; HS = Head Start; PS = Preschool Program;

Children in Spark Programs: 67



Children by Age



County Data Facts

All data as of June 30, 2023



Harney

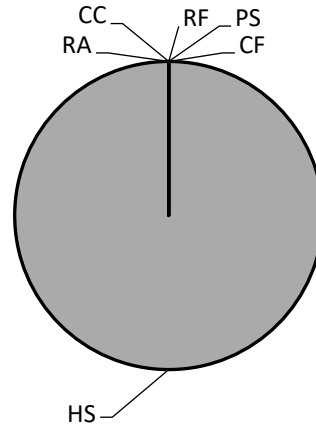
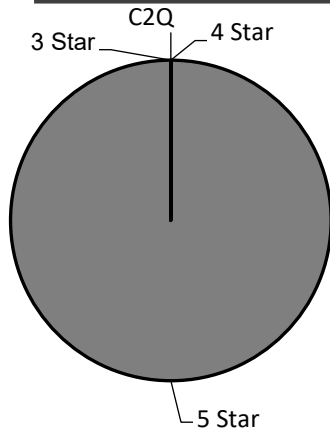
County Spark Participation

Star Rated Programs

	# Licensed	C2Q	3-Star	4-Star	5-Star
CC	1	0	0	0	0
CF	2	0	0	0	0
RF	1	0	0	0	0
RA	1	0	0	0	0
HS	1	0	0	0	1
PS	0	0	0	0	0
Totals	6	0	0	0	1

CC = Certified Center; CF = Certified Family; RF = Registered Family; RA = Recorded Agency; HS = Head Start; PS = Preschool Program;

Children in Spark Programs: 80




Children by Age



County Data Facts

All data as of June 30, 2023



Hood River

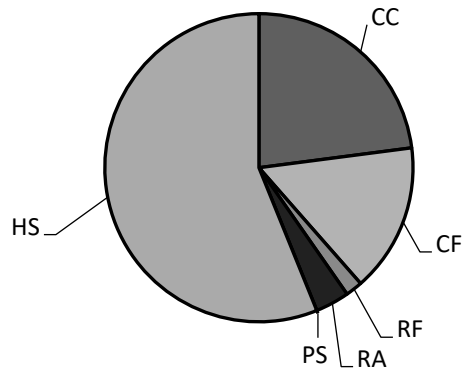
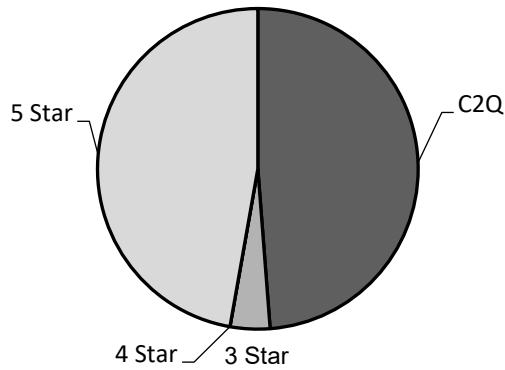
County Spark Participation

Star Rated Programs

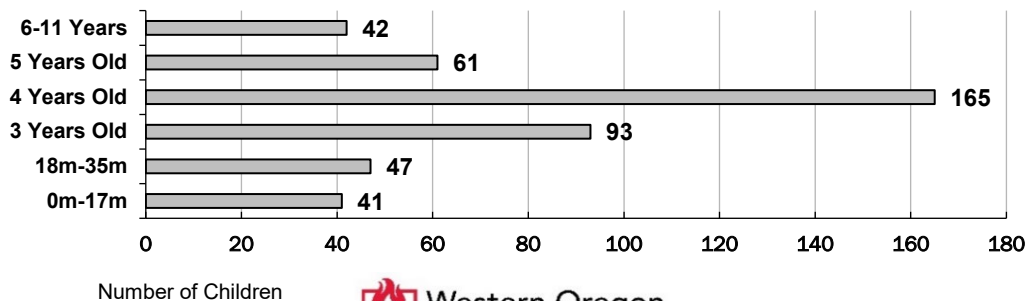
	# Licensed	C2Q	3-Star	4-Star	5-Star
CC	14	2	0	0	0
CF	8	3	0	0	0
RF	11	1	0	0	0
RA	0	0	0	0	0
HS	7	2	1	0	8
PS	2	0	0	0	0
Totals	42	8	1	0	8

CC = Certified Center; CF = Certified Family; RF = Registered Family; RA = Recorded Agency; HS = Head Start; PS = Preschool Program;

Children in Spark Programs: 449




Children by Age



County Data Facts

All data as of June 30, 2023



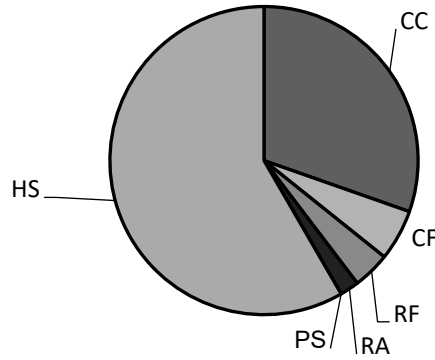
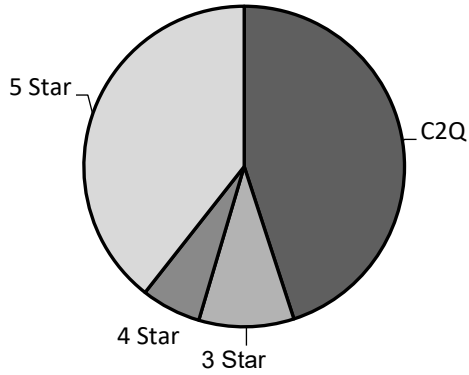
Jackson

Star Rated Programs

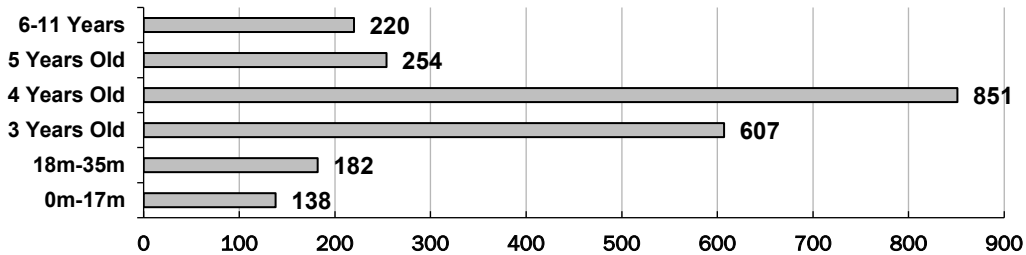
	# Licensed	C2Q	3-Star	4-Star	5-Star
CC	41	8	2	0	0
CF	51	6	5	0	0
RF	52	5	6	0	0
RA	2	1	0	0	0
HS	14	11	6	5	17
PS	22	0	0	0	0
Totals	182	31	19	5	17

CC = Certified Center; CF = Certified Family; RF = Registered Family; RA = Recorded Agency; HS = Head Start; PS = Preschool Program;

Children in Spark Programs: 2,252



Children by Age



Number of Children



County Data Facts

All data as of June 30, 2023



Jefferson

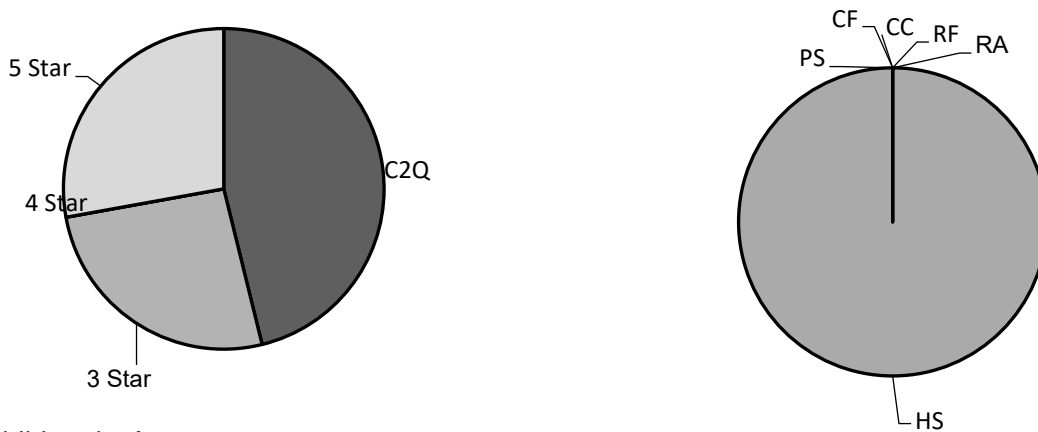
County Spark Participation

Star Rated Programs

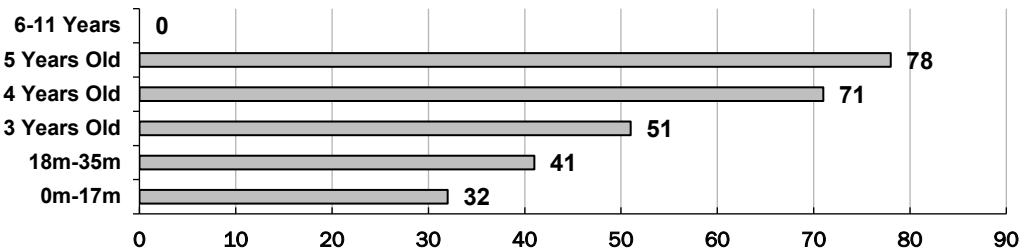
	# Licensed	C2Q	3-Star	4-Star	5-Star
CC	1	0	0	0	0
CF	2	0	0	0	0
RF	4	0	0	0	0
RA	0	0	0	0	0
HS	5	2	2	0	1
PS	1	0	0	0	0
Totals	13	2	2	0	1

CC = Certified Center; CF = Certified Family; RF = Registered Family; RA = Recorded Agency; HS = Head Start; PS = Preschool Program;

Children in Spark Programs: 273



Children by Age



Number of Children



County Data Facts

All data as of June 30, 2023



Josephine

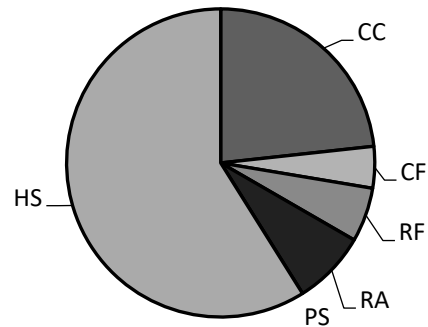
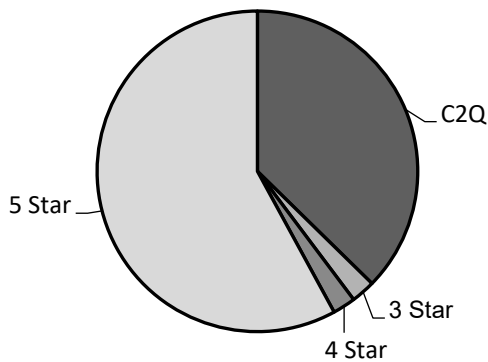
County Spark Participation

Star Rated Programs

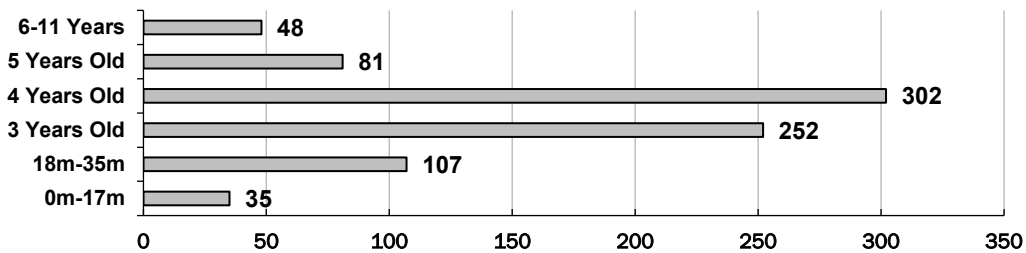
	# Licensed	C2Q	3-Star	4-Star	5-Star
CC	28	4	0	0	0
CF	16	3	1	0	0
RF	9	4	1	0	0
RA	0	0	0	0	1
HS	10	4	1	1	10
PS	5	0	0	0	0
Totals	68	15	3	1	11

CC = Certified Center; CF = Certified Family; RF = Registered Family; RA = Recorded Agency; HS = Head Start; PS = Preschool Program;

Children in Spark Programs: 825



Children by Age



Number of Children



County Data Facts

All data as of June 30, 2023



Klamath

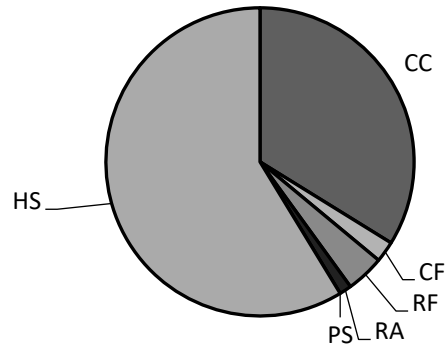
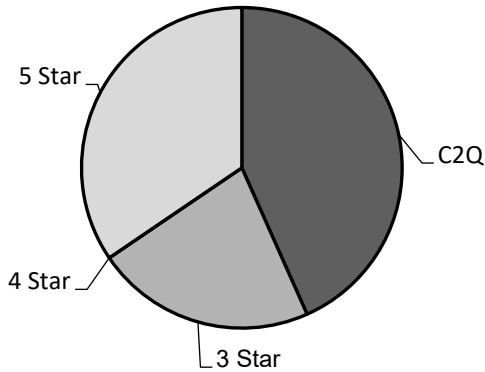
County Spark Participation

Star Rated Programs

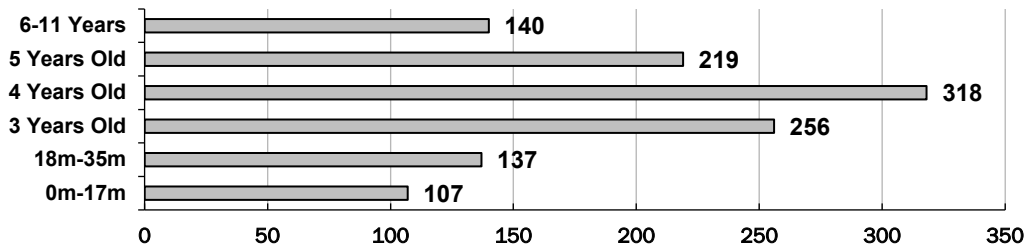
	# Licensed	C2Q	3-Star	4-Star	5-Star
CC	9	3	0	0	0
CF	7	3	0	0	0
RF	9	6	2	0	0
RA	2	1	0	0	0
HS	10	4	3	0	7
PS	5	0	0	0	0
Totals	42	17	5	0	7

CC = Certified Center; CF = Certified Family; RF = Registered Family; RA = Recorded Agency; HS = Head Start; PS = Preschool Program;

Children in Spark Programs: 1,177



Children by Age



Number of Children



Western Oregon
UNIVERSITY

The Research Institute

County Data Facts

All data as of June 30, 2023



Lake

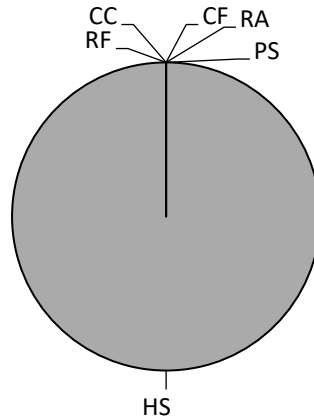
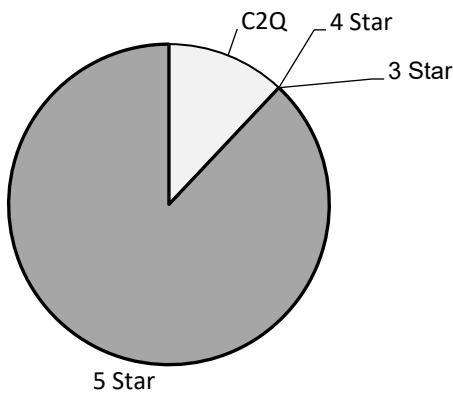
County Spark Participation

Star Rated Programs

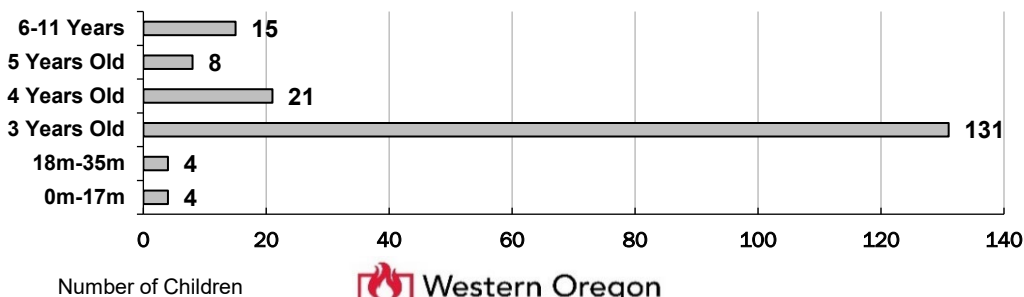
	# Licensed	C2Q	3-Star	4-Star	5-Star
CC	0	0	0	0	0
CF	0	0	0	0	0
RF	0	0	0	0	0
RA	1	0	0	0	0
HS	1	1	0	0	1
PS	1	0	0	0	0
Totals	3	1	0	0	1

CC = Certified Center; CF = Certified Family; RF = Registered Family; RA = Recorded Agency; HS = Head Start; PS = Preschool Program;

Children in Spark Programs: 183




Children by Age



County Data Facts

All data as of June 30, 2023



Lane

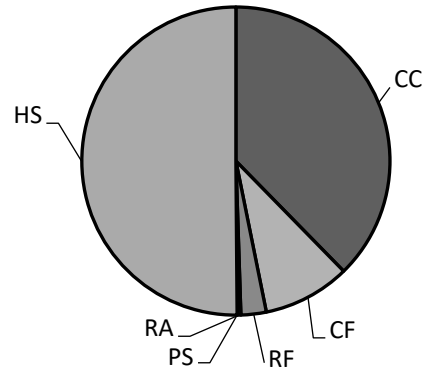
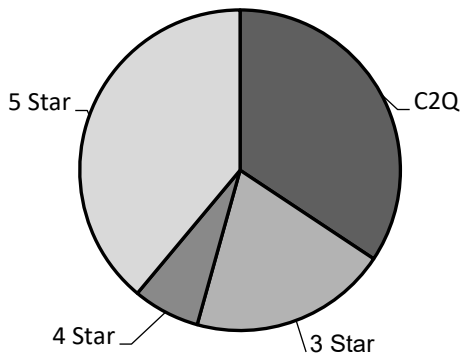
County Spark Participation

Star Rated Programs

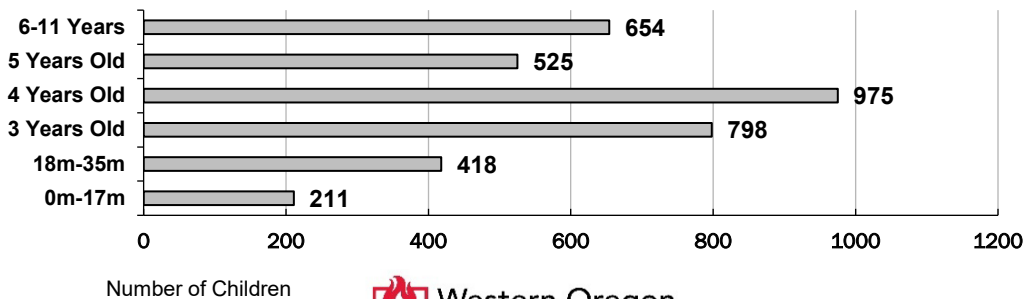
	# Licensed	C2Q	3-Star	4-Star	5-Star
CC	83	14	6	1	6
CF	86	12	7	7	1
RF	81	5	6	0	1
RA	10	1	0	0	0
HS	26	9	5	4	28
PS	35	0	0	0	0
Totals	321	41	24	12	36

CC = Certified Center; CF = Certified Family; RF = Registered Family; RA = Recorded Agency; HS = Head Start; PS = Preschool Program;

Children in Spark Programs: 3,581



Children by Age



Number of Children



County Data Facts

All data as of June 30, 2023



Lincoln

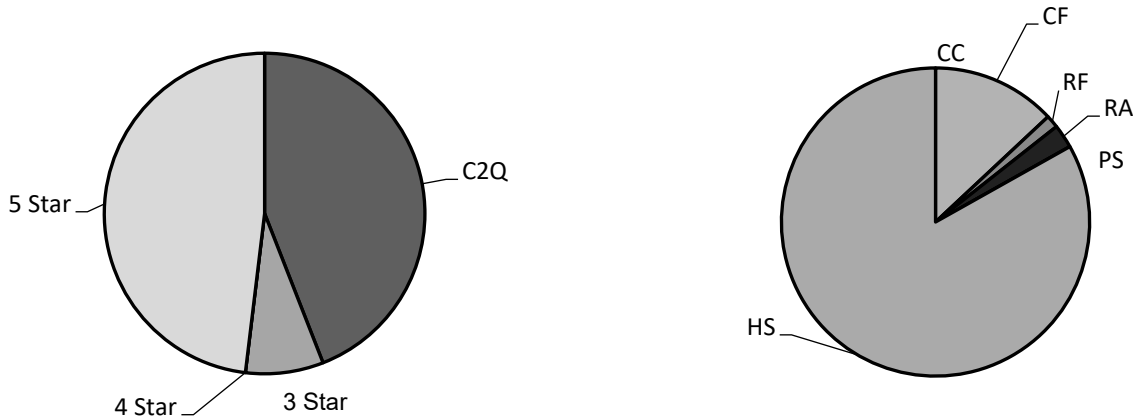
County Spark Participation

Star Rated Programs

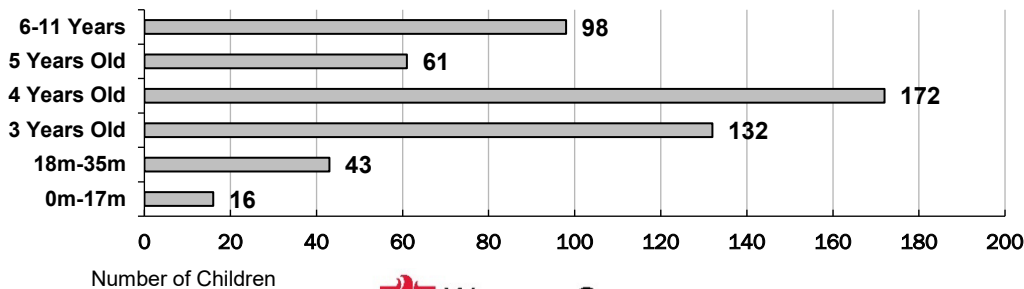
	# Licensed	C2Q	3-Star	4-Star	5-Star
CC	7	0	0	0	0
CF	5	3	1	0	0
RF	8	0	1	0	0
RA	4	1	0	0	0
HS	5	6	1	0	4
PS	4	0	0	0	0
Totals	25	9	3	0	4

CC = Certified Center; CF = Certified Family; RF = Registered Family; RA = Recorded Agency; HS = Head Start; PS = Preschool Program;

Children in Spark Programs: 522




Children by Age



County Data Facts

All data as of June 30, 2023



Linn

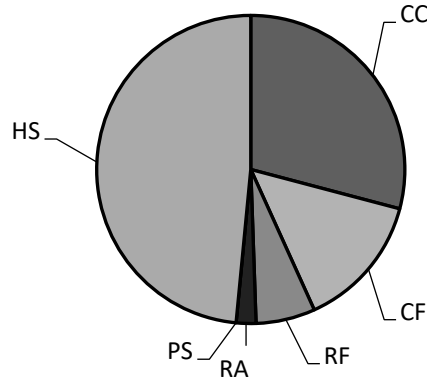
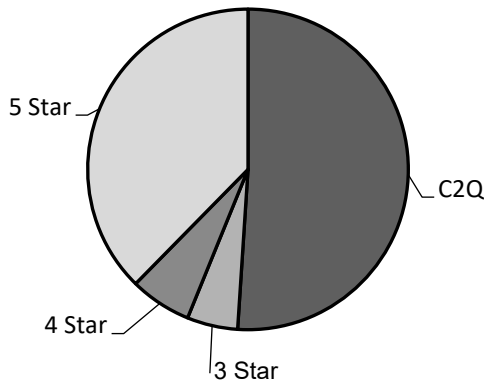
County Spark Participation

Star Rated Programs


	# Licensed	C2Q	3-Star	4-Star	5-Star
CC	18	5	1	0	0
CF	15	4	1	0	0
RF	35	6	2	0	0
RA	3	0	0	1	0
HS	5	4	0	3	4
PS	9	0	0	0	0
Totals	85	19	4	4	4

CC = Certified Center; CF = Certified Family; RF = Registered Family; RA = Recorded Agency; HS = Head Start; PS = Preschool Program;

Children in Spark Programs: 821



Children by Age



County Data Facts

All data as of June 30, 2023



Malheur

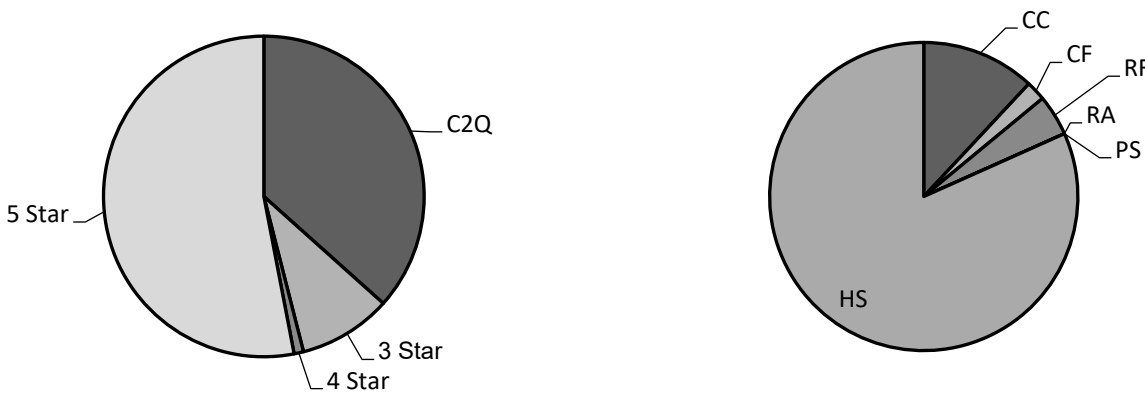
County Spark Participation

Star Rated Programs

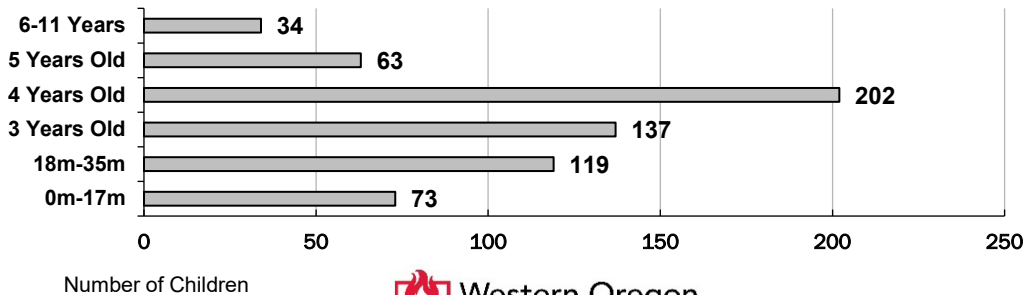
	# Licensed	C2Q	3-Star	4-Star	5-Star
CC	8	2	0	0	0
CF	6	1	0	0	0
RF	8	3	1	0	0
RA	0	0	0	0	0
HS	7	6	4	1	4
PS	3	0	0	0	0
Totals	32	12	5	1	4

CC = Certified Center; CF = Certified Family; RF = Registered Family; RA = Recorded Agency; HS = Head Start; PS = Preschool Program;

Children in Spark Programs: 628




Children by Age



County Data Facts

All data as of June 30, 2023



Marion

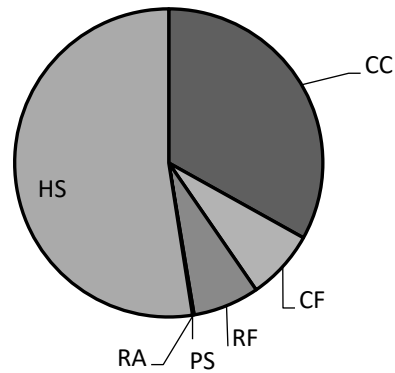
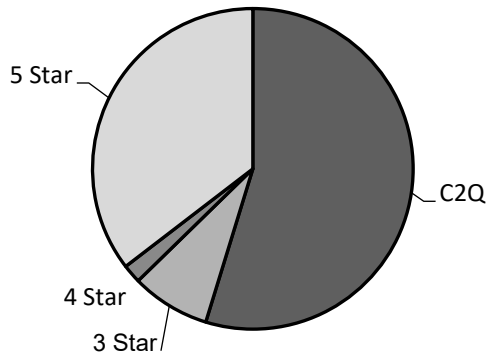
County Spark Participation

Star Rated Programs

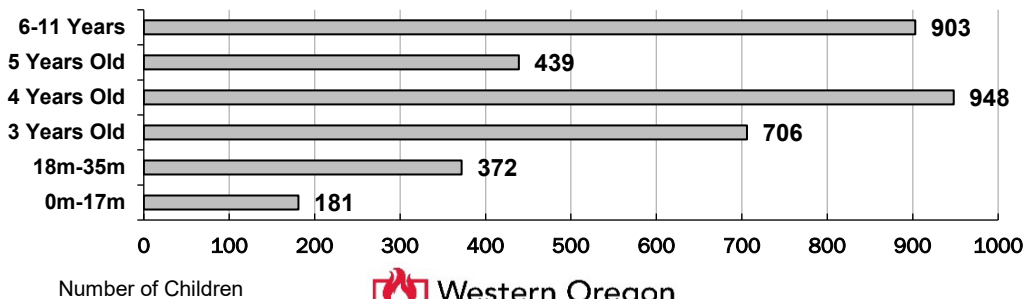
	# Licensed	C2Q	3-Star	4-Star	5-Star
CC	71	27	1	0	0
CF	82	11	4	2	6
RF	126	25	7	0	1
RA	11	1	0	0	0
HS	33	13	7	3	27
PS	25	0	0	0	0
Totals	348	77	19	5	34

CC = Certified Center; CF = Certified Family; RF = Registered Family; RA = Recorded Agency; HS = Head Start; PS = Preschool Program;

Children in Spark Programs: 3,549



Children by Age



County Data Facts

All data as of June 30, 2023



Morrow

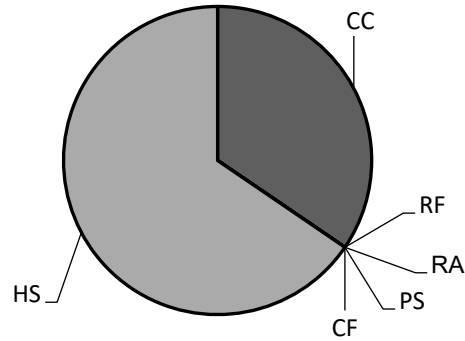
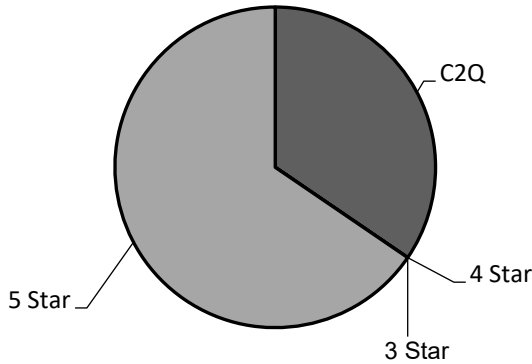
County Spark Participation

Star Rated Programs


	# Licensed	C2Q	3-Star	4-Star	5-Star
CC	3	1	0	0	0
CF	0	0	0	0	0
RF	1	0	0	0	0
RA	1	0	0	0	0
HS	2	0	0	0	2
PS	3	0	0	0	0
Totals	10	1	0	0	2

CC = Certified Center; CF = Certified Family; RF = Registered Family; RA = Recorded Agency; HS = Head Start; PS = Preschool Program;

Children in Spark Programs: 168




Children by Age



The Research Institute

County Data Facts

All data as of June 30, 2023



Multnomah

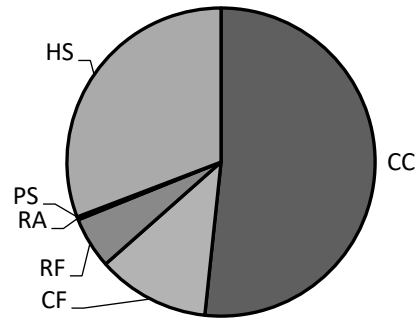
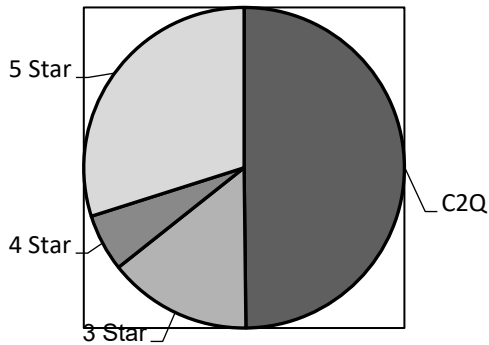
County Spark Participation

Star Rated Programs

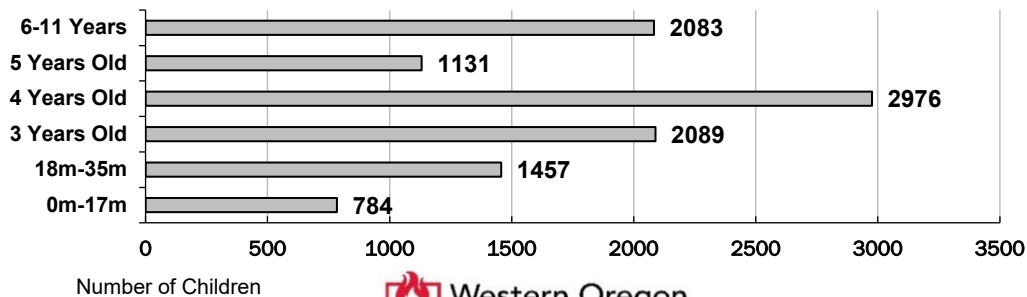
	# Licensed	C2Q	3-Star	4-Star	5-Star
CC	262	52	13	3	11
CF	246	62	14	4	9
RF	270	50	23	0	0
RA	7	0	0	0	0
HS	77	21	5	6	48
PS	61	0	0	0	0
Totals	923	185	55	13	68

CC = Certified Center; CF = Certified Family; RF = Registered Family; RA = Recorded Agency; HS = Head Start; PS = Preschool Program;

Children in Spark Programs: 10,520




Children by Age



The Research Institute

County Data Facts

All data as of June 30, 2023



Polk

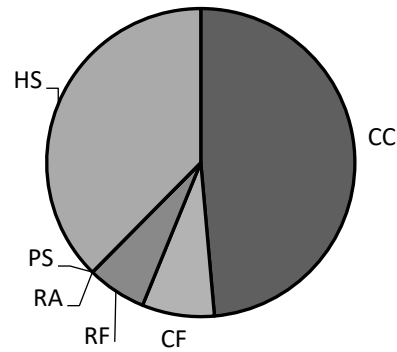
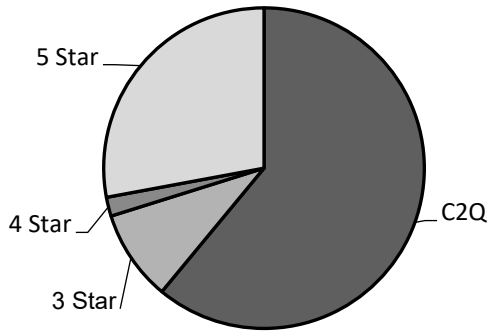
County Spark Participation

Star Rated Programs

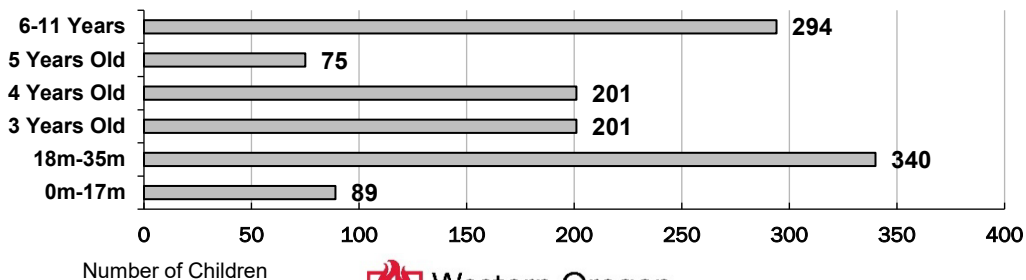
	# Licensed	C2Q	3-Star	4-Star	5-Star
CC	18	8	1	0	1
CF	23	7	0	0	1
RF	24	7	2	1	0
RA	2	0	0	0	0
HS	7	3	3	1	7
PS	4	0	0	0	0
Totals	78	25	6	2	9

CC = Certified Center; CF = Certified Family; RF = Registered Family; RA = Recorded Agency; HS = Head Start; PS = Preschool Program;

Children in Spark Programs: 1,200



Children by Age



County Data Facts

All data as of June 30, 2023



Sherman

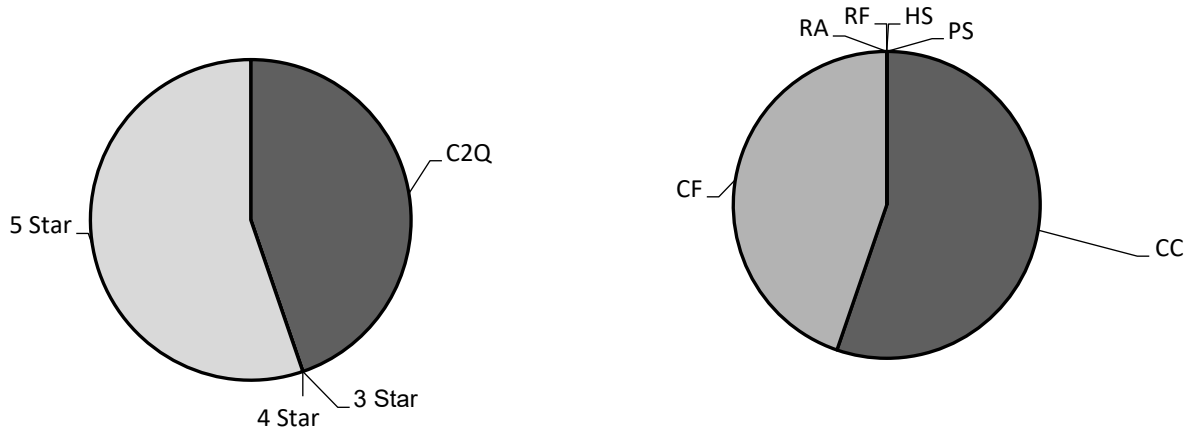
County Spark Participation

Star Rated Programs

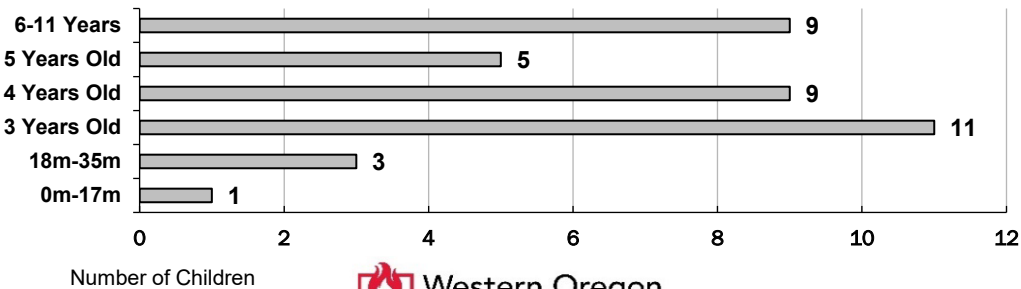
	# Licensed	C2Q	3-Star	4-Star	5-Star
CC	0	0	0	0	1
CF	2	1	0	0	0
RF	0	0	0	0	0
RA	0	0	0	0	0
HS	1	0	0	0	0
PS	0	0	0	0	0
Totals	3	1	0	0	1

CC = Certified Center; CF = Certified Family; RF = Registered Family; RA = Recorded Agency; HS = Head Start; PS = Preschool Program;

Children in Spark Programs: 38




Children by Age



County Data Facts

All data as of June 30, 2023



Tillamook

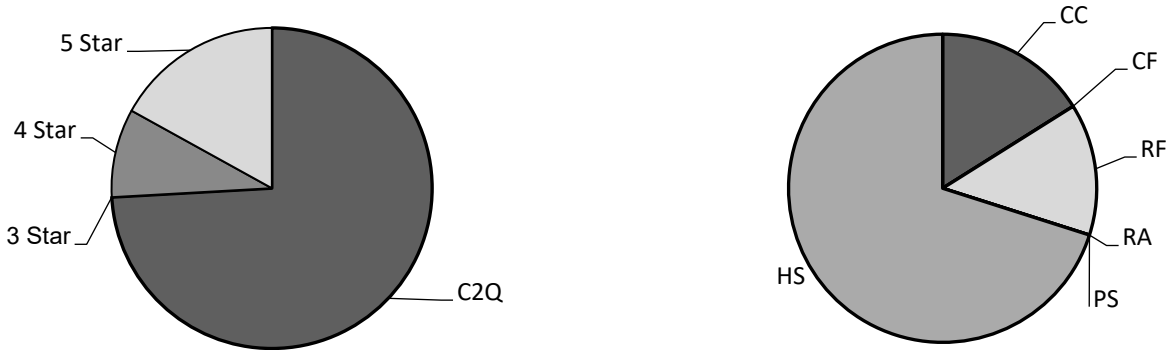
County Spark Participation

Star Rated Programs

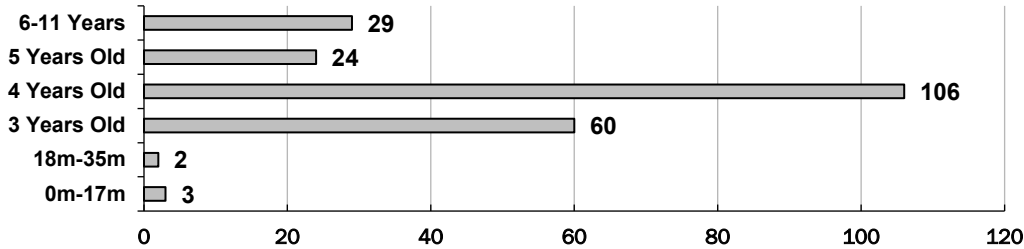
	# Licensed	C2Q	3-Star	4-Star	5-Star
CC	1	1	0	0	0
CF	2	0	0	0	0
RF	2	2	0	0	0
RA	5	0	0	0	0
HS	3	4	0	1	1
PS	5	0	0	0	0
Totals	18	7	0	1	1

CC = Certified Center; CF = Certified Family; RF = Registered Family; RA = Recorded Agency; HS = Head Start; PS = Preschool Program;

Children in Spark Programs: 224



Children by Age



Number of Children



County Data Facts

All data as of June 30, 2023



Umatilla

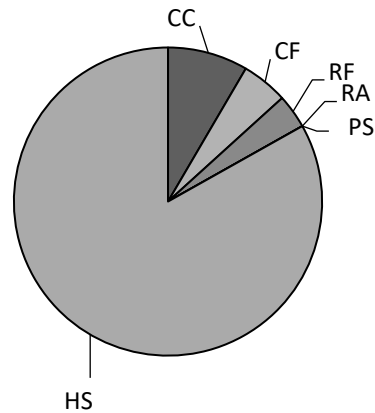
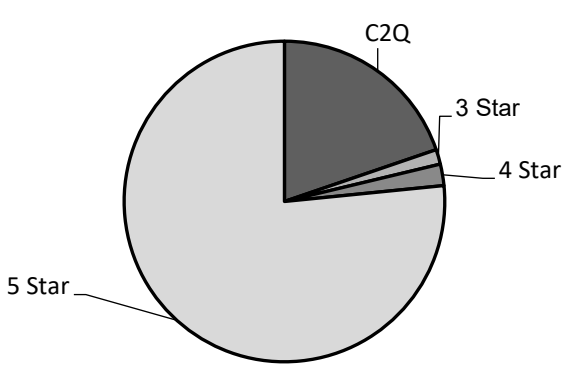
County Spark Participation

Star Rated Programs

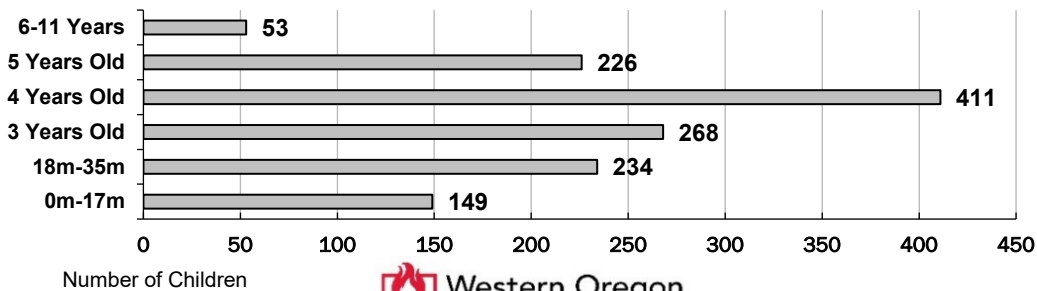
	# Licensed	C2Q	3-Star	4-Star	5-Star
CC	12	2	0	0	0
CF	14	3	1	1	1
RF	32	3	1	1	0
RA	3	0	0	0	0
HS	14	6	0	0	13
PS	4	0	0	0	0
Totals	79	14	2	2	14

CC = Certified Center; CF = Certified Family; RF = Registered Family; RA = Recorded Agency; HS = Head Start; PS = Preschool Program;

Children in Spark Programs: 1,341



Children by Age



County Data Facts

All data as of June 30, 2023



Union

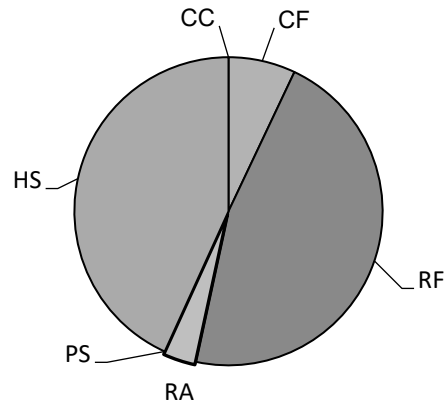
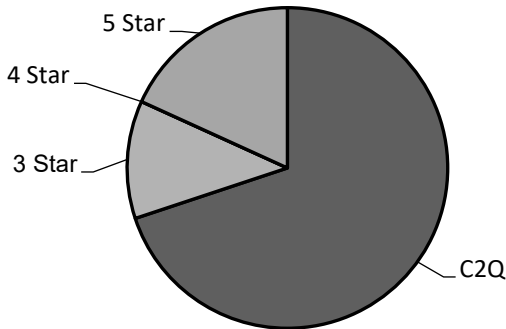
County Spark Participation

Star Rated Programs

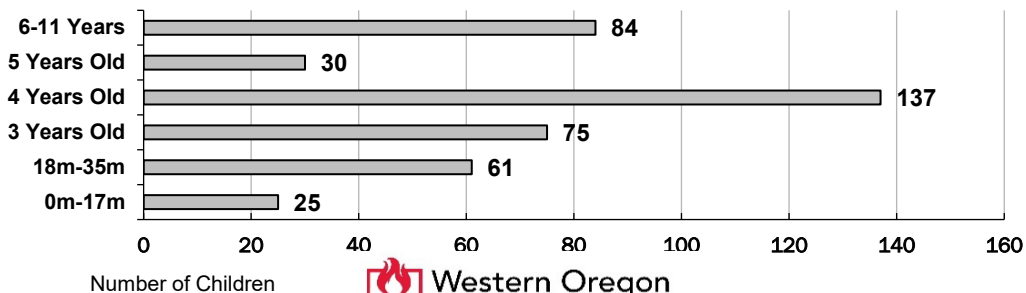
	# Licensed	C2Q	3-Star	4-Star	5-Star
CC	2	0	0	0	0
CF	4	2	0	0	0
RF	21	14	3	0	0
RA	3	0	0	0	0
HS	4	2	1	0	4
PS	4	0	0	0	0
Totals	38	18	4	0	4

CC = Certified Center; CF = Certified Family; RF = Registered Family; RA = Recorded Agency; HS = Head Start; PS = Preschool Program;

Children in Spark Programs: 412



Children by Age



County Data Facts

All data as of June 30, 2023



Wallowa

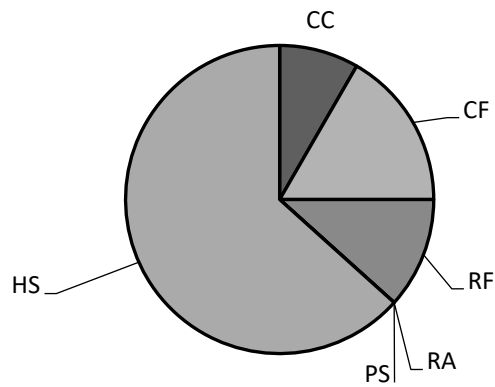
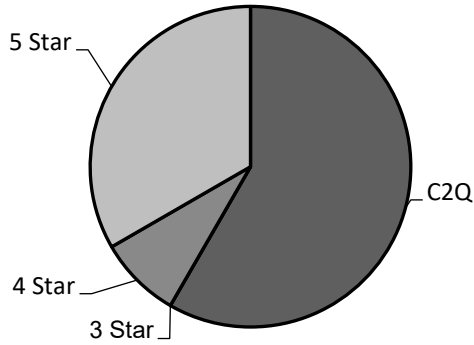
County Spark Participation

Star Rated Programs


	# Licensed	C2Q	3-Star	4-Star	5-Star
CC	1	0	0	1	0
CF	4	1	0	0	0
RF	2	1	0	0	0
RA	1	0	0	0	0
HS	1	2	0	0	1
PS	2	0	0	0	0
Totals	11	4	0	1	1

CC = Certified Center; CF = Certified Family; RF = Registered Family; RA = Recorded Agency; HS = Head Start; PS = Preschool Program;

Children in Spark Programs: 60



Children by Age



County Data Facts

All data as of June 30, 2023



Wasco

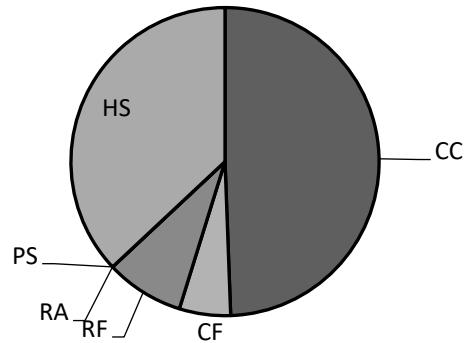
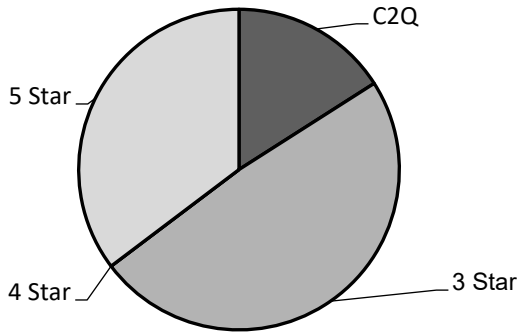
County Spark Participation

Star Rated Programs

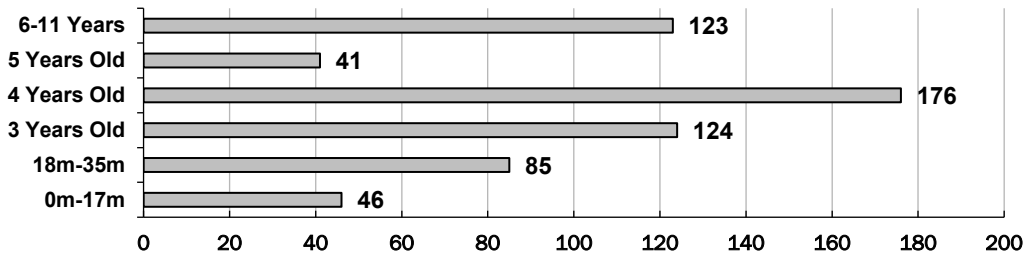
	# Licensed	C2Q	3-Star	4-Star	5-Star
CC	2	1	1	0	0
CF	5	2	1	0	0
RF	13	3	2	0	0
RA	3	0	0	0	0
HS	6	1	0	0	6
PS	2	0	0	0	0
Totals	31	7	4	0	6

CC = Certified Center; CF = Certified Family; RF = Registered Family; RA = Recorded Agency; HS = Head Start; PS = Preschool Program;

Children in Spark Programs: 595



Children by Age




Number of Children



County Data Facts

All data as of June 30, 2023



Washington

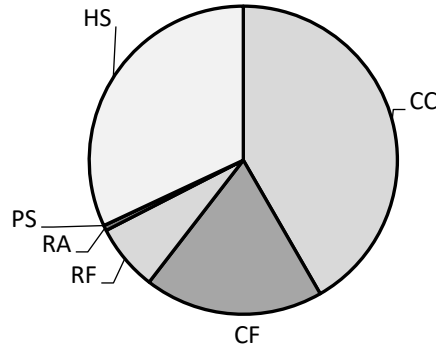
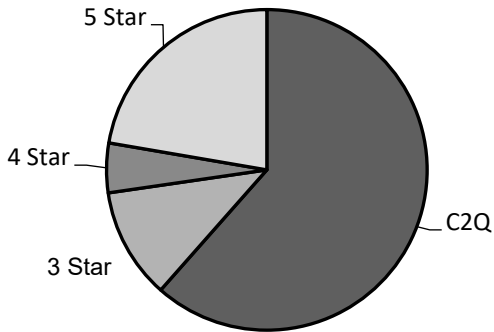
County Spark Participation

Star Rated Programs

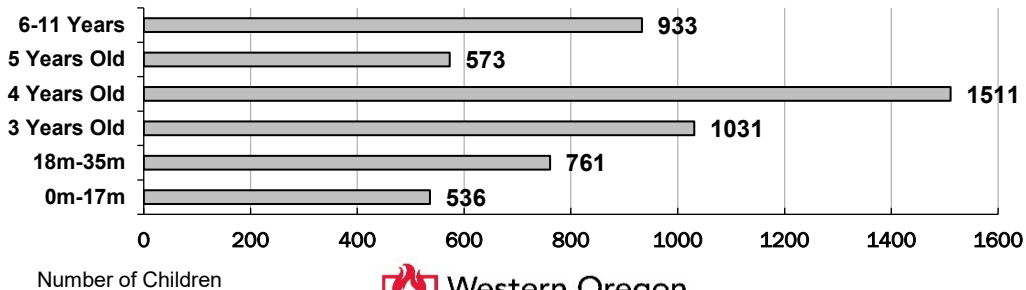
	# Licensed	C2Q	3-Star	4-Star	5-Star
CC	206	30	0	1	1
CF	221	73	12	1	1
RF	169	41	8	2	1
RA	11	1	0	0	0
HS	26	25	6	7	22
PS	52	0	0	0	0
Totals	685	170	26	11	25

CC = Certified Center; CF = Certified Family; RF = Registered Family; RA = Recorded Agency; HS = Head Start; PS = Preschool Program;

Children in Spark Programs: 5,345



Children by Age



Number of Children



Western Oregon
UNIVERSITY

The Research Institute

County Data Facts

All data as of June 30, 2023



Wheeler

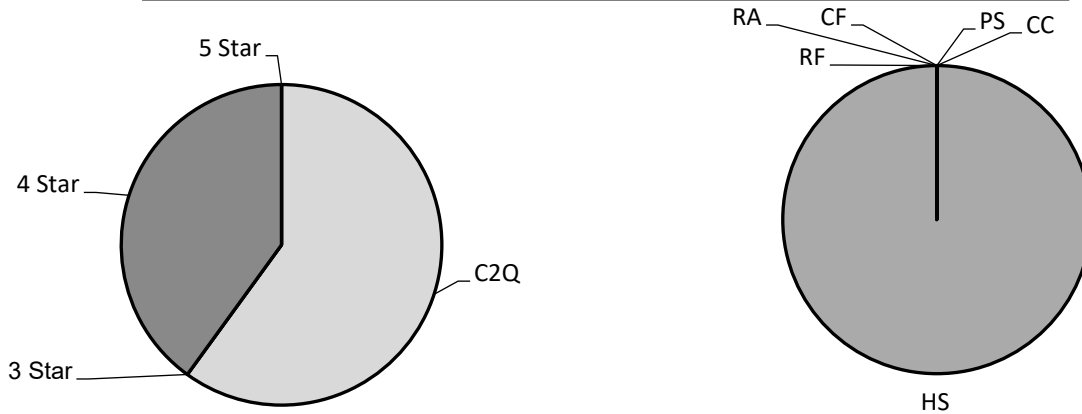
County Spark Participation

Star Rated Programs

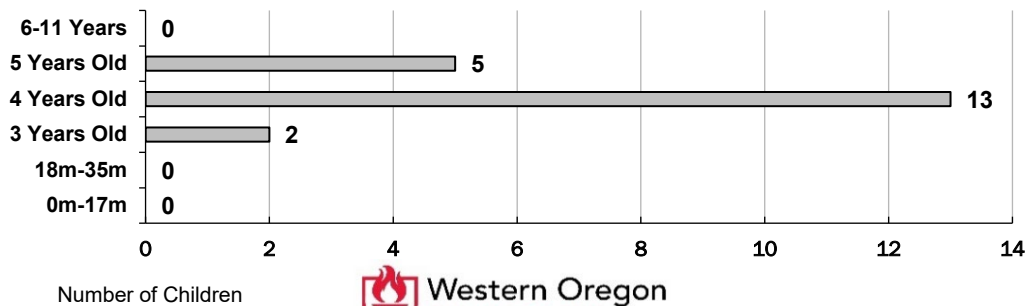
	# Licensed	C2Q	3-Star	4-Star	5-Star
CC	0	0	0	0	0
CF	0	0	0	0	0
RF	0	0	0	0	0
RA	0	0	0	0	0
HS	2	1	0	1	0
PS	0	0	0	0	0
Totals	2	1	0	1	0

CC = Certified Center; CF = Certified Family; RF = Registered Family; RA = Recorded Agency; HS = Head Start; PS = Preschool Program;

Children in Spark Programs: 20



Children by Age



County Data Facts

All data as of June 30, 2023



Yamhill

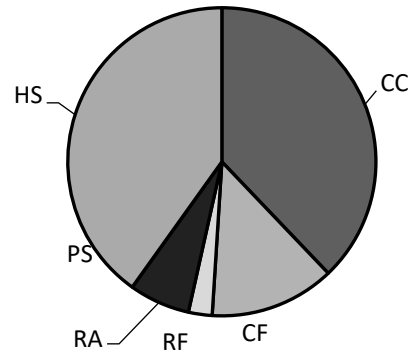
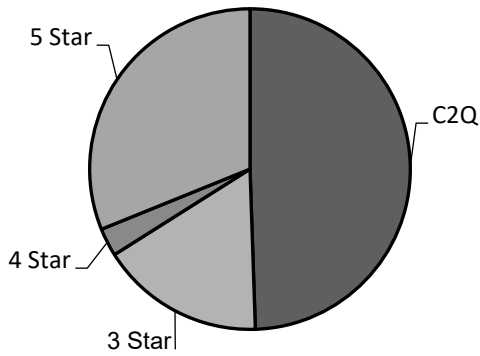
County Spark Participation

Star Rated Programs

	# Licensed	C2Q	3-Star	4-Star	5-Star
CC	29	6	0	0	0
CF	25	2	2	3	0
RF	15	0	0	0	1
RA	1	0	0	0	0
HS	5	3	2	0	5
PS	0	0	0	0	0
Totals	75	11	4	3	6

CC = Certified Center; CF = Certified Family; RF = Registered Family; RA = Recorded Agency; HS = Head Start; PS = Preschool Program;

Children in Spark Programs: 845



Children by Age

