



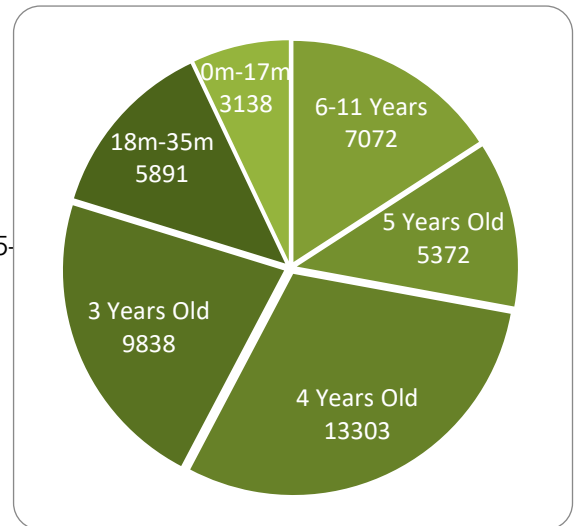
Data Facts

September 30, 2023
Oregonspark.org

Spark, Oregon's Quality Rating and Improvement System is a system designed to raise the quality and consistency of early learning programs across the state. Spark aligns with the national trend of QRISs that recognizes, rewards, and builds on the current quality of early learning. Spark provides a framework for program quality improvement while providing a tool that helps parents looking for quality early learning and care options.

Visit <http://www.oregonspark.org> for more information on requirements and standards.

There were 44,614 children in Early Learning & Development Programs (ELDPs) that had achieved a Commitment to Quality (C2Q) rating or above. 9 in 10 (90%) of those children are in child care centers, 13% are in certified family child care, and 6% are in registered family child care. ELDPs that have attained a 3-, 4-, or 5-star rating provide service to 23,024 children. The age distribution of children in C2Q or star rated programs is highlighted in the figure. Head Start programs participating in the QRIS provide services to 12,647 children.



Total Children in Programs Participating in QRIS

44,614

This report reflects information gathered as of Sep 30, 2023.

For additional information please contact: 1-877-768-8290

Data Fact Archive

We have received 1960 portfolios. This includes 741 resubmissions for a higher rating. Of these 741 resubmissions, 740 have already been rescored, with 643 programs moving up in ratings.



	Number of Licensed Programs	Achieved Commitment to Quality (C2Q)	3	4	5
CC	1,087	271	42	23	55
CF	1,023	265	86	30	53
RF	1,178	219	81	7	6
RA	145	59	12	12	20
HS	349	19	5	1	204
PS	387	0	1	1	0
Totals	4,169	833	227	74	338

CC = Certified Center; CF = Certified Family; RF = Registered Family; RA = Recorded Agency; HS = Head Start; PS = Preschool Program

Alternative Pathway (AP) indicates programs that are license exempt due to their association with school districts. These School Partner programs may have been licensed in the past and are still eligible for Spark participation. There are other School Partner programs that are not currently participating in Spark. However, the full list is not available yet so there may be discrepancies in the Data Facts until all School Partners and School Partners participating in Spark (AP) can be identified.

This report reflects information gathered as of Sep 30, 2023.
 For additional information please contact: 1-877-768-8290

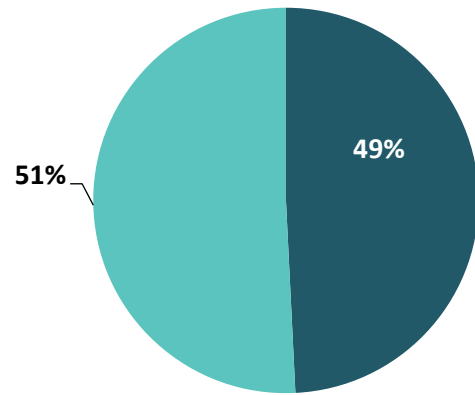
[Data Fact Archive](#)

Participation

This infographic shows the percentage of child care programs participating in Oregon's Spark by county.

Breakdown by Type

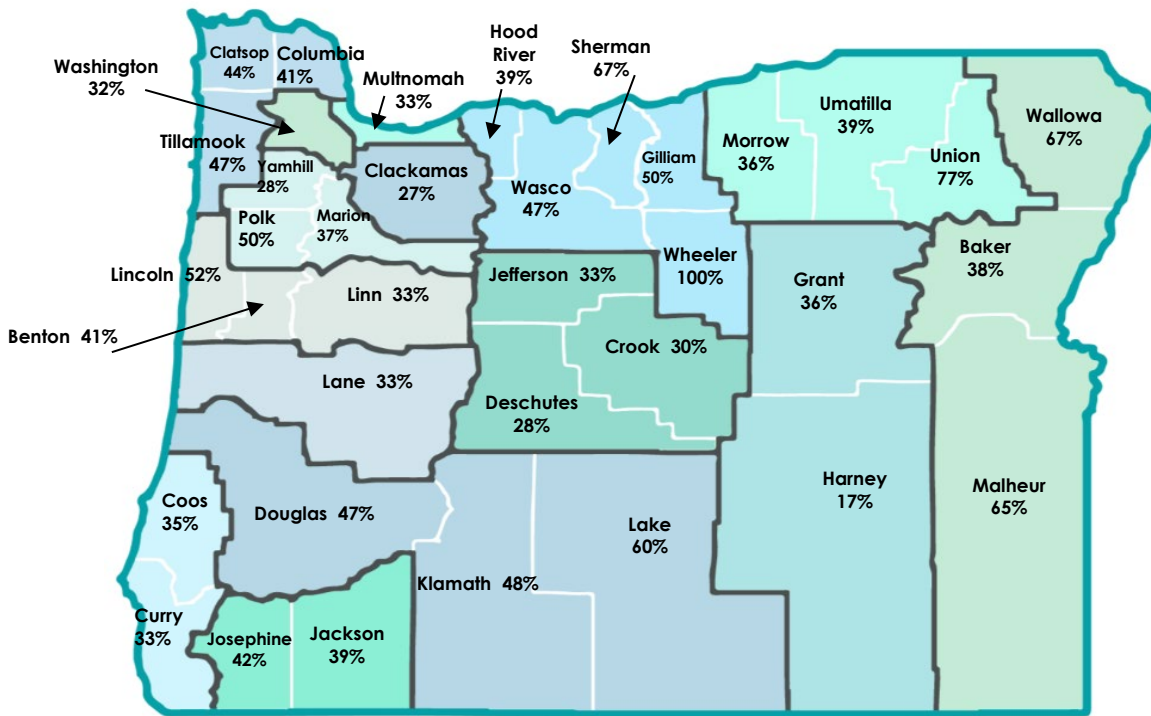
Centers includes licensed, non-licensed recorded agencies, and Head Start programs. Family Child Care includes both large certified family and small registered family programs. There are 1472 programs participating in total.



Breakdown by Participation

Participation is a percentage of the total number of eligible programs in each county.

■ Centers ■ Family Child Care



Produced by the Center on Research, Evaluation & Analysis - The Research Institute at Western Oregon University

County Data Facts

All data as of September 30, 2023



Baker

County Spark Participation

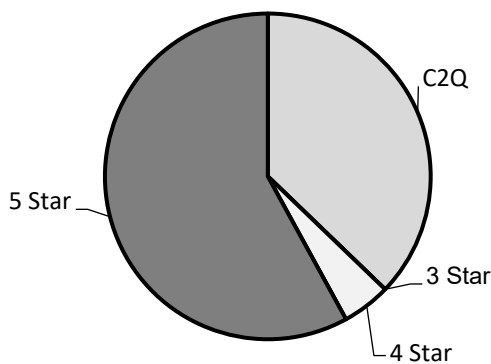
Star Rated Programs

	# Licensed	C2Q	3-Star	4-Star	5-Star
CC	2	2	0	1	0
CF	3	1	0	0	0
RF	9	2	0	0	0
RA	0	0	0	0	0
HS	3	0	0	0	2
PS	4	0	0	0	0
Totals	21	5	0	1	2

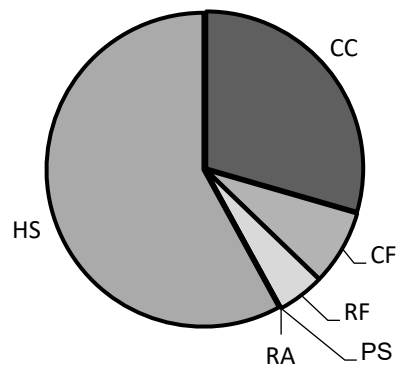
CC = Certified Center; CF = Certified Family; RF = Registered Family; RA = Recorded Agency; HS = Head Start; PS = Preschool Program

Children in Spark Programs: 207

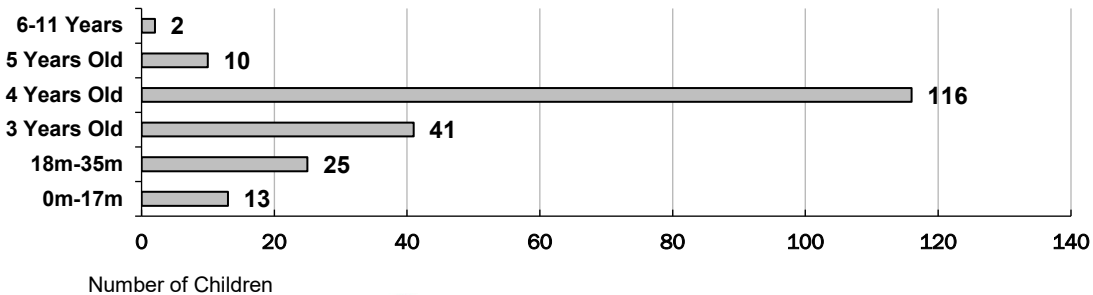
Children by Designation



Children by Program Type



Children by Age



County Data Facts

All data as of September 30, 2023



Benton

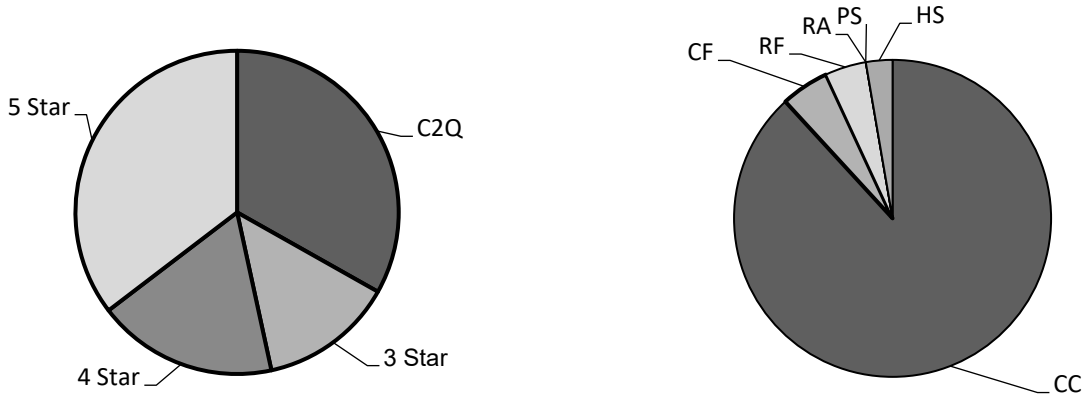
County Spark Participation

Star Rated Programs

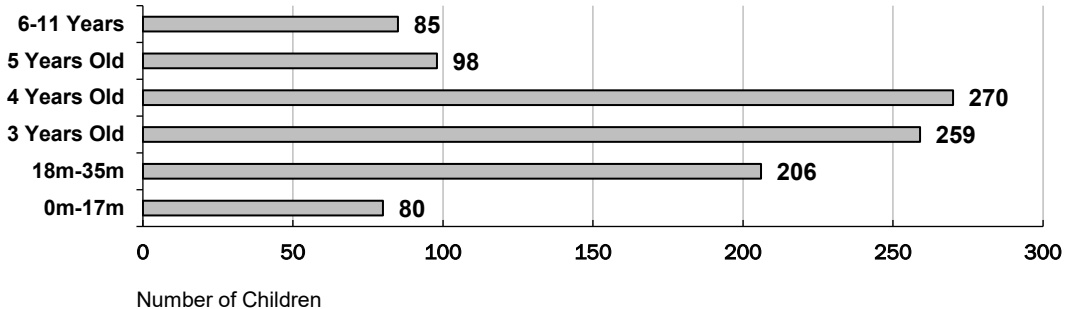
	# Licensed	C2Q	3-Star	4-Star	5-Star
CC	24	8	1	2	5
CF	13	2	1	0	1
RF	14	2	1	2	0
RA	0	0	0	0	0
HS	7	0	0	0	2
PS	8	0	0	0	0
Totals	66	12	3	4	8

CC = Certified Center; CF = Certified Family; RF = Registered Family; RA = Recorded Agency; HS = Head Start; PS = Preschool Program;

Children in Spark Programs: 998



Children by Age



County Data Facts

All data as of September 30, 2023



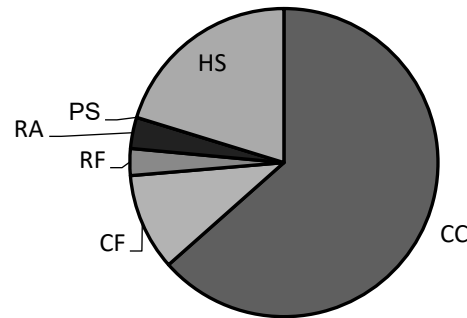
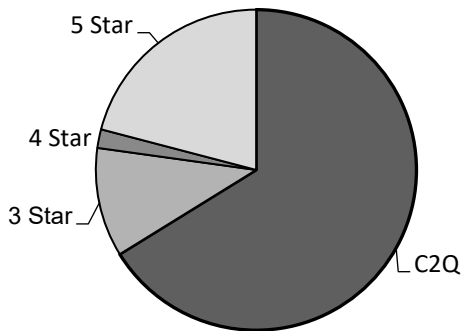
Clackamas

Star Rated Programs

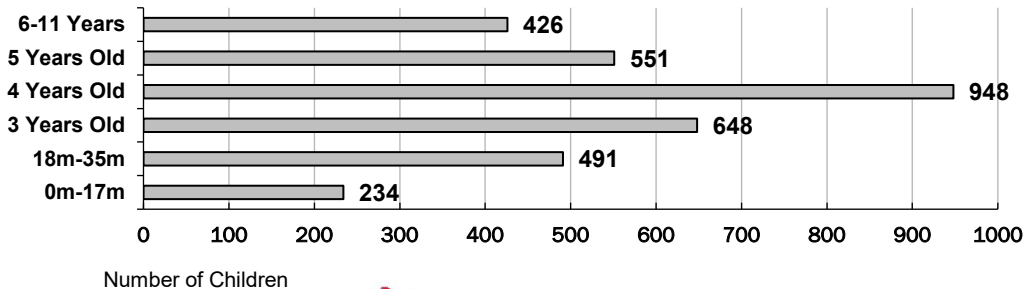
	# Licensed	C2Q	3-Star	4-Star	5-Star
CC	113	24	3	1	2
CF	63	15	5	1	3
RF	72	8	3	1	0
RA	5	4	1	0	0
HS	15	3	1	0	10
PS	51	0	0	0	0
Totals	319	54	13	3	15

CC = Certified Center; CF = Certified Family; RF = Registered Family; RA = Recorded Agency; HS = Head Start; PS = Preschool Program;

Children in Spark Programs: 3,298



Children by Age



County Data Facts

All data as of September 30, 2023



Clatsop

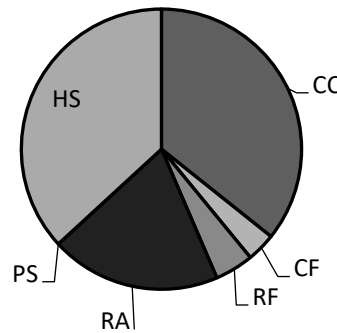
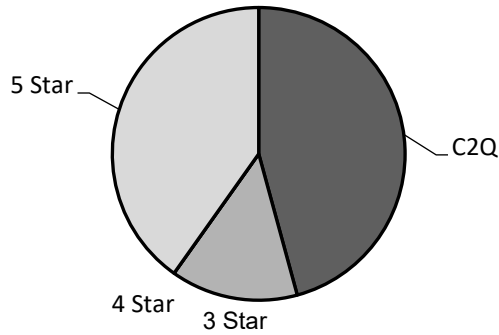
County Spark Participation

Star Rated Programs

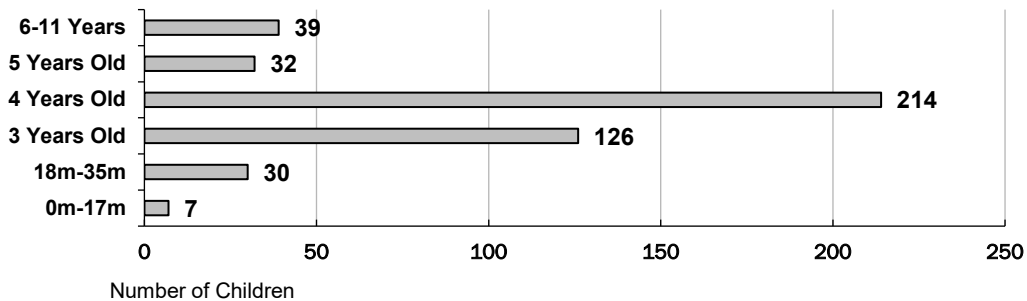
	# Licensed	C2Q	3-Star	4-Star	5-Star
CC	11	2	1	0	0
CF	4	1	0	0	0
RF	6	2	1	0	0
RA	4	2	1	0	1
HS	3	0	0	0	3
PS	4	2	0	0	0
Totals	32	9	3	0	4

CC = Certified Center; CF = Certified Family; RF = Registered Family; RA = Recorded Agency; HS = Head Start; PS = Preschool Program;

Children in Spark Programs: 448



Children by Age



County Data Facts

All data as of September 30, 2023



Columbia

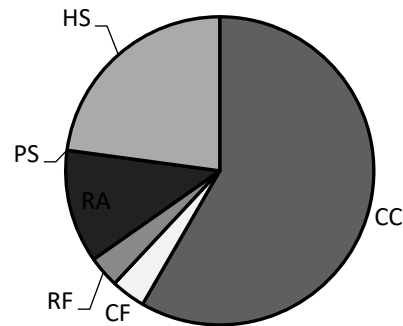
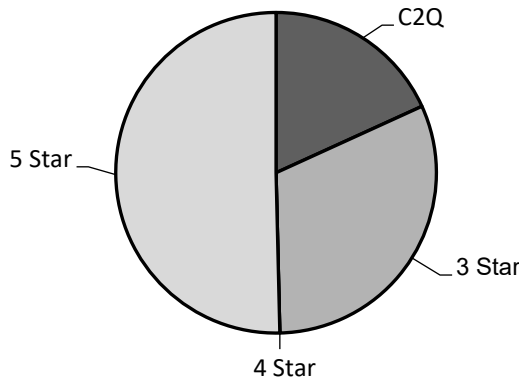
County Spark Participation

Star Rated Programs

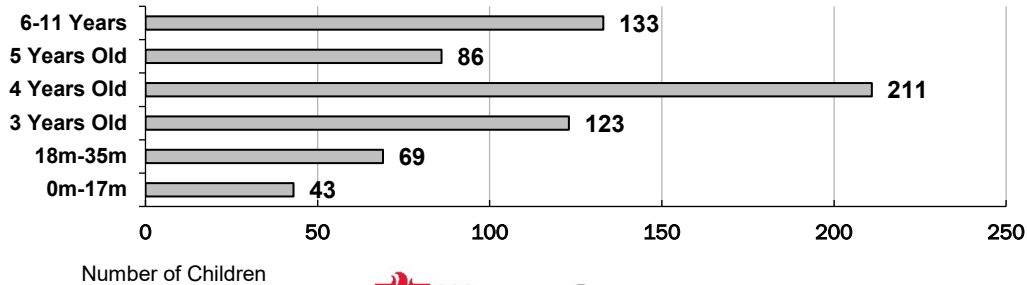
	# Licensed	C2Q	3-Star	4-Star	5-Star
CC	7	2	2	0	1
CF	6	1	1	0	0
RF	17	3	1	0	0
RA	3	1	0	0	4
HS	9	0	0	0	4
PS	7	0	0	0	0
Totals	49	7	4	0	9

CC = Certified Center; CF = Certified Family; RF = Registered Family; RA = Recorded Agency; HS = Head Start; PS = Preschool Program;

Children in Spark Programs: 665



Children by Age



County Data Facts

All data as of September 30, 2023



Coos

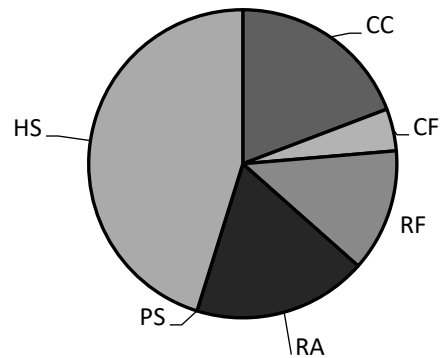
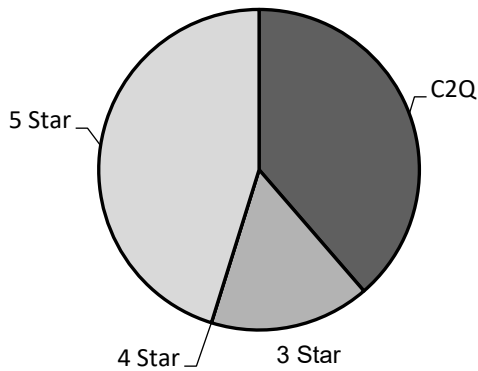
County Spark Participation

Star Rated Programs

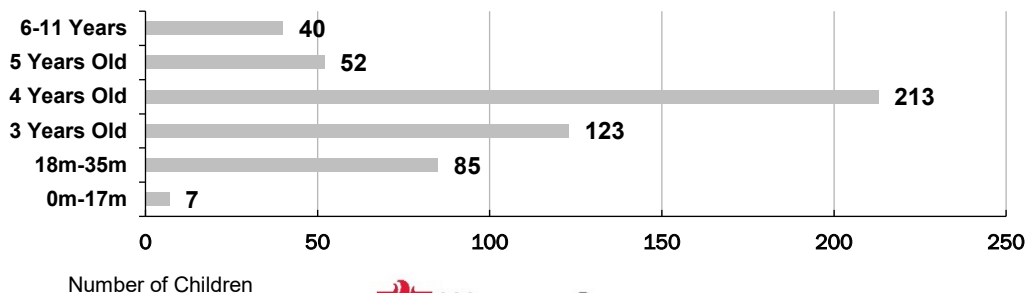
	# Licensed	C2Q	3-Star	4-Star	5-Star
CC	8	2	1	0	0
CF	5	0	2	0	0
RF	35	8	2	0	0
RA	3	2	0	0	0
HS	7	0	0	0	5
PS	4	0	0	0	0
Totals	62	12	5	0	5

CC = Certified Center; CF = Certified Family; RF = Registered Family; RA = Recorded Agency; HS = Head Start; PS = Preschool Program;

Children in Spark Programs: 520



Children by Age



County Data Facts

All data as of September 30, 2023



Crook

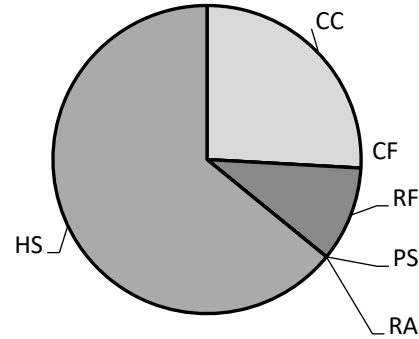
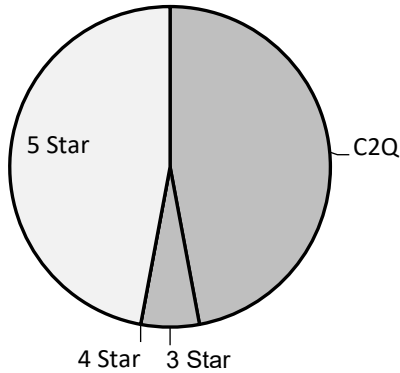
County Spark Participation

Star Rated Programs


	# Licensed	C2Q	3-Star	4-Star	5-Star
CC	5	1	0	0	1
CF	5	0	0	0	0
RF	6	1	1	0	0
RA	0	0	0	0	0
HS	2	1	0	0	1
PS	2	0	0	0	0
Totals	20	3	1	0	2

CC = Certified Center; CF = Certified Family; RF = Registered Family; RA = Recorded Agency; HS = Head Start; PS = Preschool Program

Children in Spark Programs: 170



Children by Age



County Data Facts

All data as of September 30, 2023



Curry

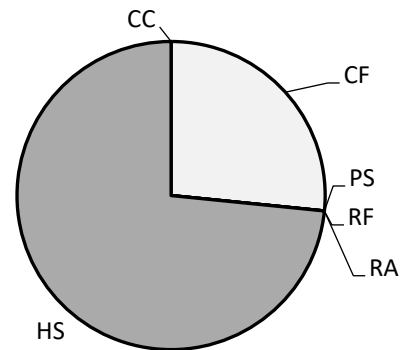
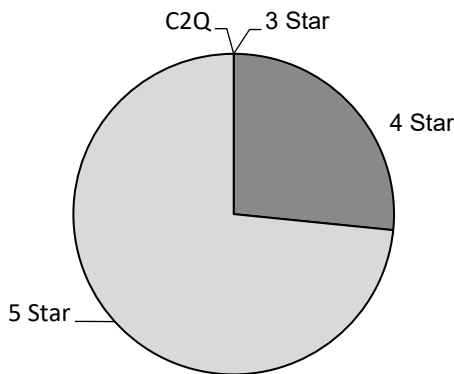
County Spark Participation

Star Rated Programs

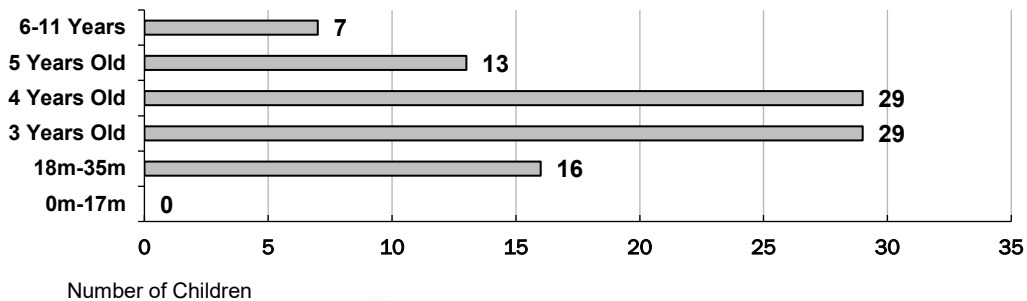
	# Licensed	C2Q	3-Star	4-Star	5-Star
CC	2	0	0	0	0
CF	2	0	0	1	0
RF	2	0	0	0	0
RA	0	0	0	0	0
HS	4	0	0	0	3
PS	2	0	0	0	0
Totals	12	0	0	1	3

CC = Certified Center; CF = Certified Family; RF = Registered Family; RA = Recorded Agency; HS = Head Start; PS = Preschool Program;

Children in Spark Programs: 94




Children by Age



County Data Facts

All data as of September 30, 2023



Deschutes

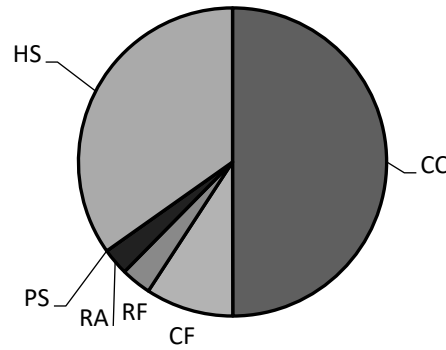
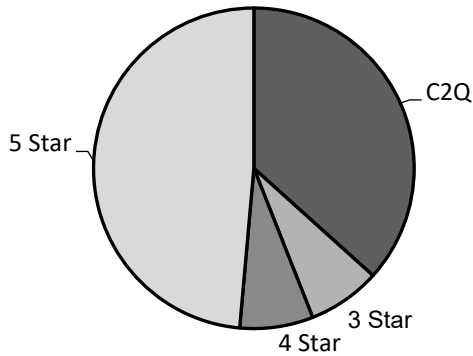
County Spark Participation

Star Rated Programs

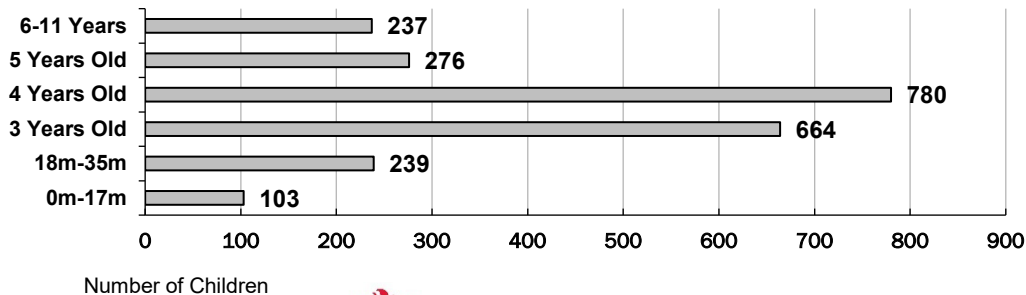
	# Licensed	C2Q	3-Star	4-Star	5-Star
CC	63	12	2	2	6
CF	39	10	3	0	1
RF	55	6	3	0	0
RA	3	2	1	0	0
HS	12	0	0	0	7
PS	22	0	0	0	0
Totals	194	30	9	2	14

CC = Certified Center; CF = Certified Family; RF = Registered Family; RA = Recorded Agency; HS = Head Start; PS = Preschool Program;

Children in Spark Programs: 2,299



Children by Age



County Data Facts

All data as of September 30, 2023



Douglas

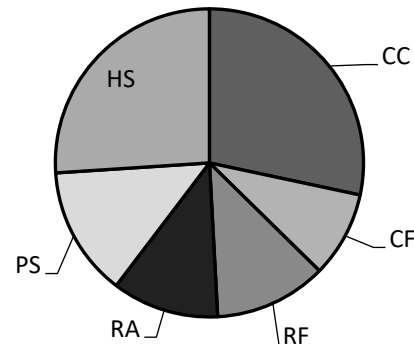
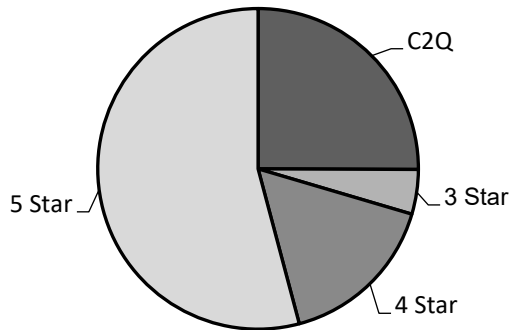
County Spark Participation

Star Rated Programs

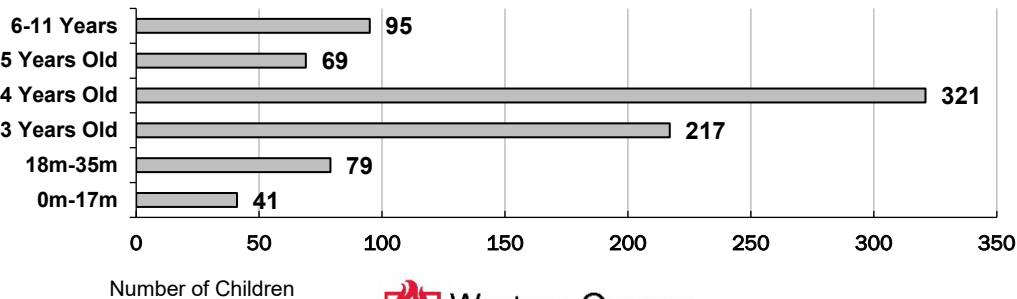
	# Licensed	C2Q	3-Star	4-Star	5-Star
CC	15	4	1	0	3
CF	9	4	0	0	2
RF	30	6	1	0	2
RA	7	1	1	1	3
HS	8	0	0	0	5
PS	8	0	1	1	0
Totals	77	15	4	2	15

CC = Certified Center; CF = Certified Family; RF = Registered Family; RA = Recorded Agency; HS = Head Start; PS = Preschool Program;

Children in Spark Programs: 822



Children by Age



County Data Facts

All data as of September 30, 2023



Gilliam

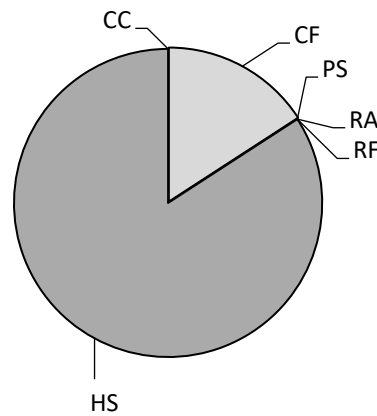
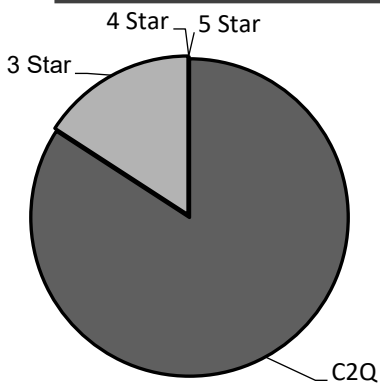
County Spark Participation

Star Rated Programs

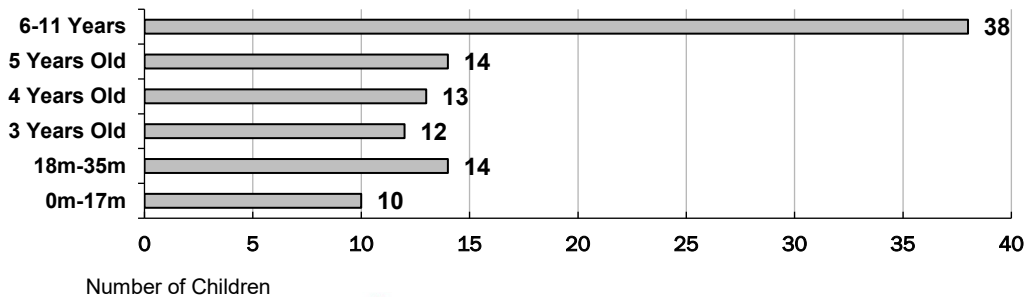
	# Licensed	C2Q	3-Star	4-Star	5-Star
CC	0	0	0	0	0
CF	1	0	1	0	0
RF	0	0	0	0	0
RA	1	0	0	0	0
HS	2	1	0	0	0
PS	0	0	0	0	0
Totals	4	1	1	0	0

CC = Certified Center; CF = Certified Family; RF = Registered Family; RA = Recorded Agency; HS = Head Start; PS = Preschool Program;

Children in Spark Programs: 101




Children by Age



County Data Facts

All data as of September 30, 2023



Grant

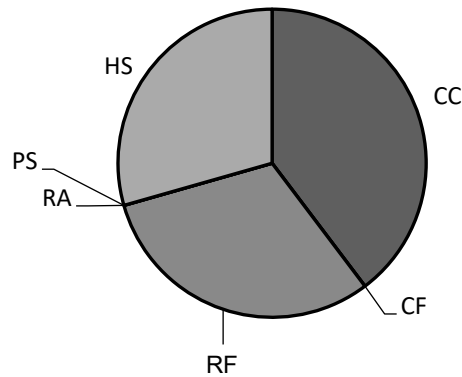
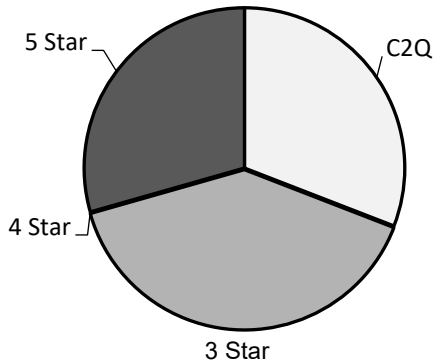
County Spark Participation

Star Rated Programs

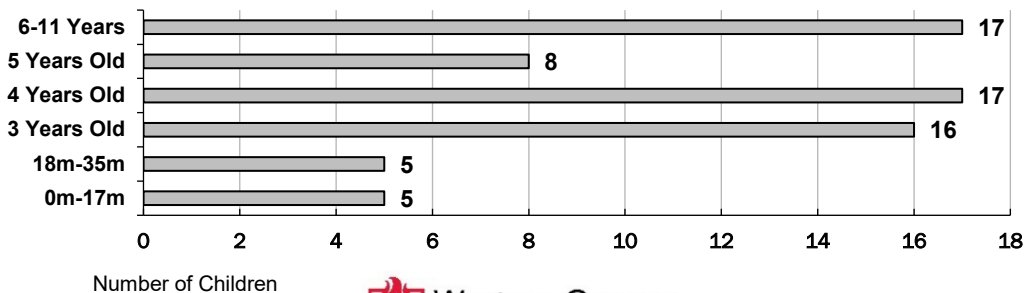
	# Licensed	C2Q	3-Star	4-Star	5-Star
CC	2	0	1	0	0
CF	2	0	0	0	0
RF	1	2	0	0	0
RA	4	0	0	0	0
HS	1	0	0	0	1
PS	1	0	0	0	0
Totals	11	2	1	0	1

CC = Certified Center; CF = Certified Family; RF = Registered Family; RA = Recorded Agency; HS = Head Start; PS = Preschool Program;

Children in Spark Programs: 68



Children by Age



County Data Facts

All data as of September 30, 2023



Harney

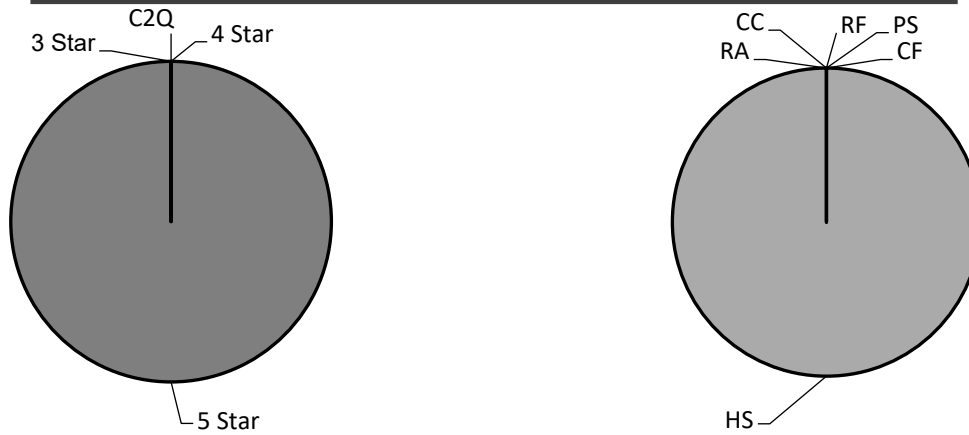
County Spark Participation

Star Rated Programs

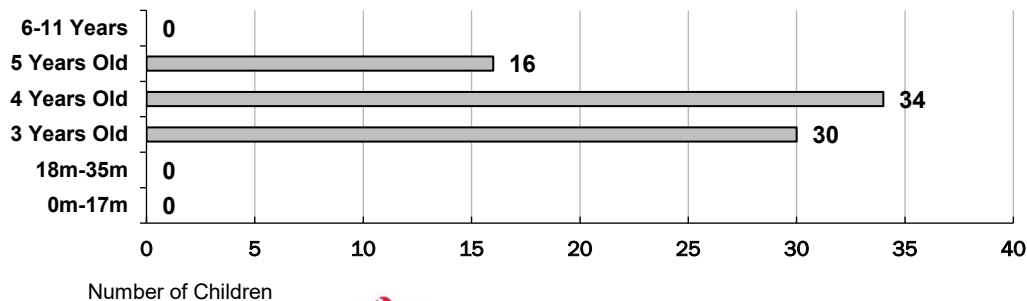
	# Licensed	C2Q	3-Star	4-Star	5-Star
CC	0	0	0	0	0
CF	0	0	0	0	0
RF	2	0	0	0	0
RA	1	0	0	0	0
HS	2	0	0	0	1
PS	1	0	0	0	0
Totals	6	0	0	0	1

CC = Certified Center; CF = Certified Family; RF = Registered Family; RA = Recorded Agency; HS = Head Start; PS = Preschool Program;

Children in Spark Programs: 80



Children by Age



County Data Facts

All data as of September 30, 2023



Hood River

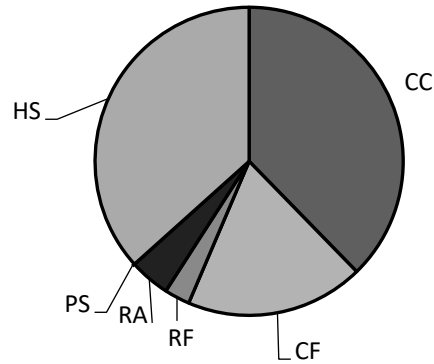
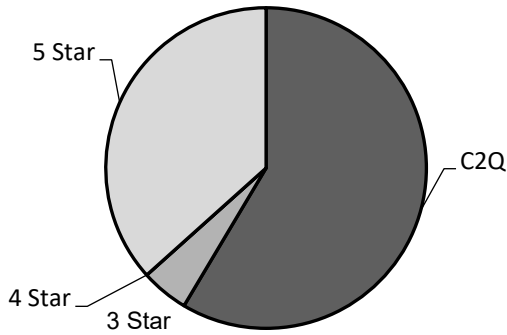
County Spark Participation

Star Rated Programs

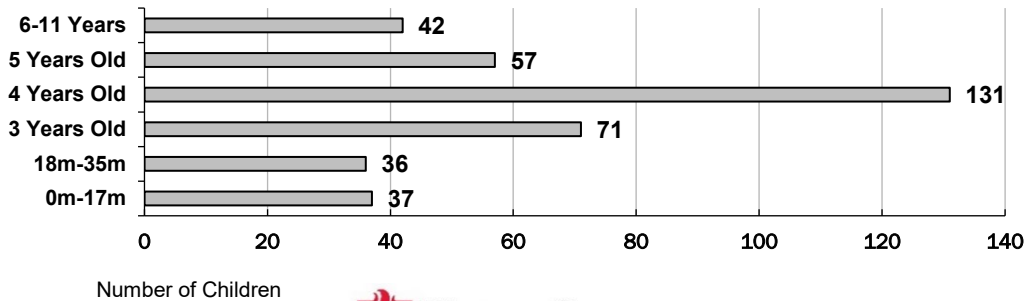
	# Licensed	C2Q	3-Star	4-Star	5-Star
CC	13	4	0	0	0
CF	8	3	0	0	0
RF	9	1	1	0	0
RA	1	0	1	0	0
HS	5	0	0	0	5
PS	2	0	0	0	0
Totals	38	8	2	0	5

CC = Certified Center; CF = Certified Family; RF = Registered Family; RA = Recorded Agency; HS = Head Start; PS = Preschool Program;

Children in Spark Programs: 374



Children by Age



County Data Facts

All data as of September 30, 2023



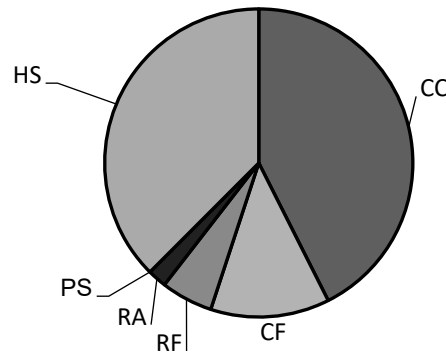
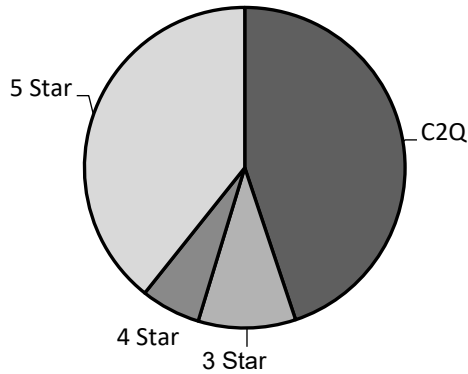
Jackson

Star Rated Programs

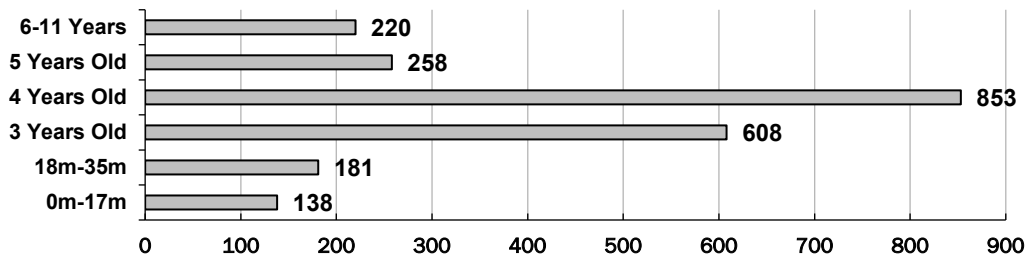
	# Licensed	C2Q	3-Star	4-Star	5-Star
CC	41	14	2	2	2
CF	51	8	9	3	1
RF	52	7	8	0	0
RA	3	1	0	0	0
HS	17	1	0	0	14
PS	20	0	0	0	0
Totals	184	31	19	5	17

CC = Certified Center; CF = Certified Family; RF = Registered Family; RA = Recorded Agency; HS = Head Start; PS = Preschool Program;

Children in Spark Programs: 2,258



Children by Age



Number of Children



County Data Facts

All data as of September 30, 2023



Jefferson

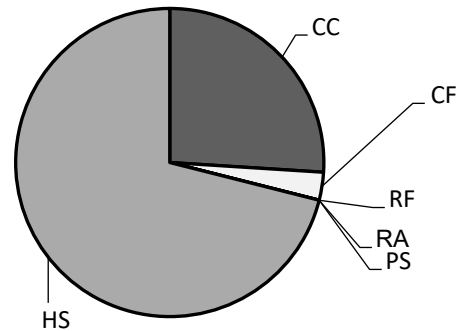
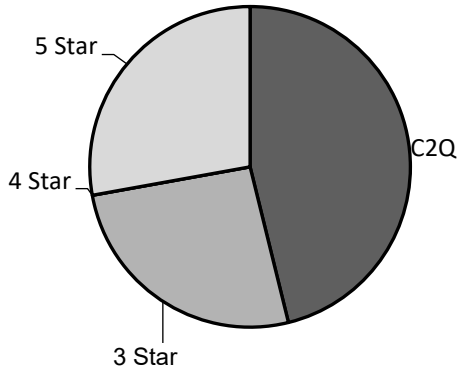
County Spark Participation

Star Rated Programs

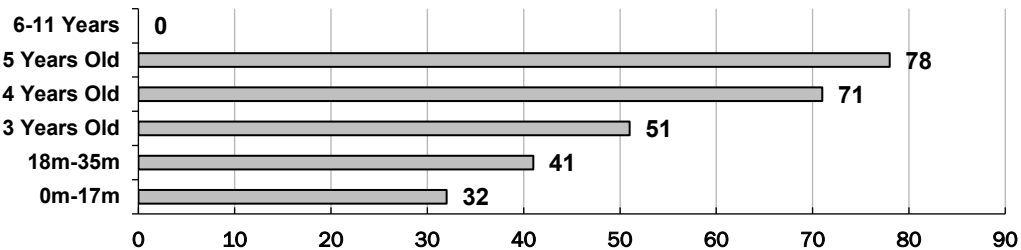
	# Licensed	C2Q	3-Star	4-Star	5-Star
CC	1	0	2	0	0
CF	2	1	0	0	0
RF	6	0	0	0	0
RA	0	0	0	0	0
HS	5	1	0	0	1
PS	1	0	0	0	0
Totals	15	2	2	0	1

CC = Certified Center; CF = Certified Family; RF = Registered Family; RA = Recorded Agency; HS = Head Start; PS = Preschool Program;

Children in Spark Programs: 273



Children by Age



Number of Children



Western Oregon UNIVERSITY

The Research Institute

County Data Facts

All data as of September 30, 2023



Josephine

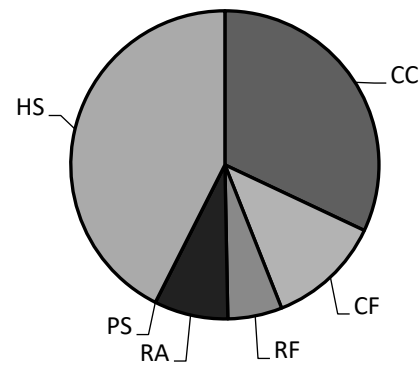
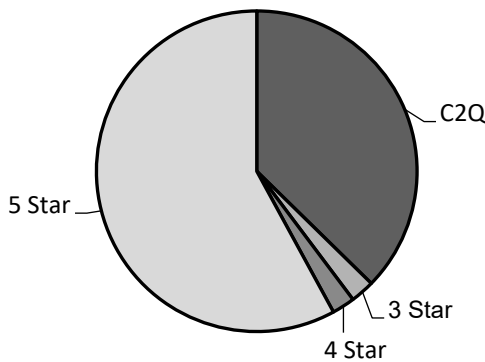
County Spark Participation

Star Rated Programs

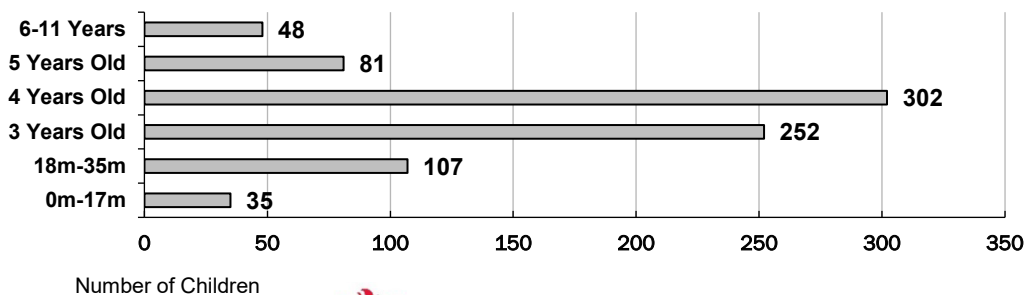
	# Licensed	C2Q	3-Star	4-Star	5-Star
CC	28	7	0	0	1
CF	15	4	2	1	1
RF	10	4	1	0	0
RA	1	0	0	0	1
HS	10	0	0	0	8
PS	8	0	0	0	0
Totals	72	15	3	1	11

CC = Certified Center; CF = Certified Family; RF = Registered Family; RA = Recorded Agency; HS = Head Start; PS = Preschool Program;

Children in Spark Programs: 825




Children by Age



County Data Facts

All data as of September 30, 2023



Klamath

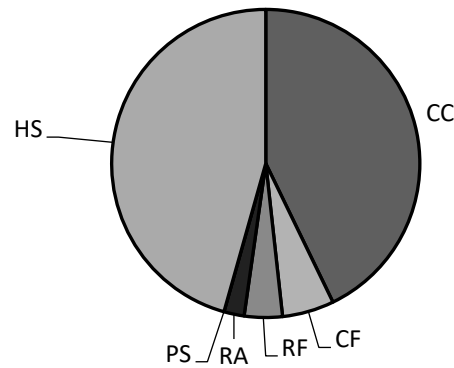
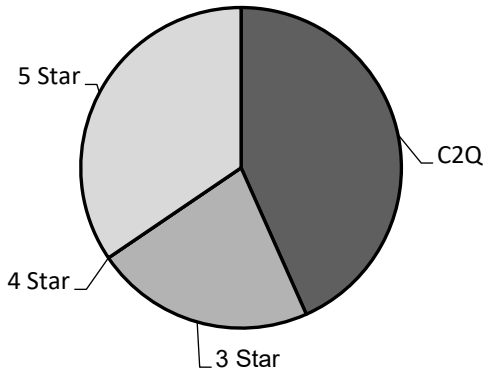
County Spark Participation

Star Rated Programs

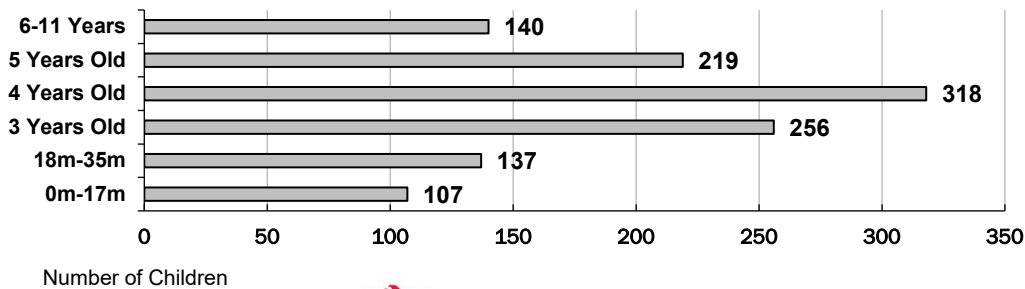
	# Licensed	C2Q	3-Star	4-Star	5-Star
CC	9	4	0	0	1
CF	10	3	2	0	1
RF	23	6	2	0	0
RA	4	3	0	0	0
HS	10	1	1	0	5
PS	5	0	0	0	0
Totals	61	17	5	0	7

CC = Certified Center; CF = Certified Family; RF = Registered Family; RA = Recorded Agency; HS = Head Start; PS = Preschool Program;

Children in Spark Programs: 1,177



Children by Age



County Data Facts

All data as of September 30, 2023



Lake

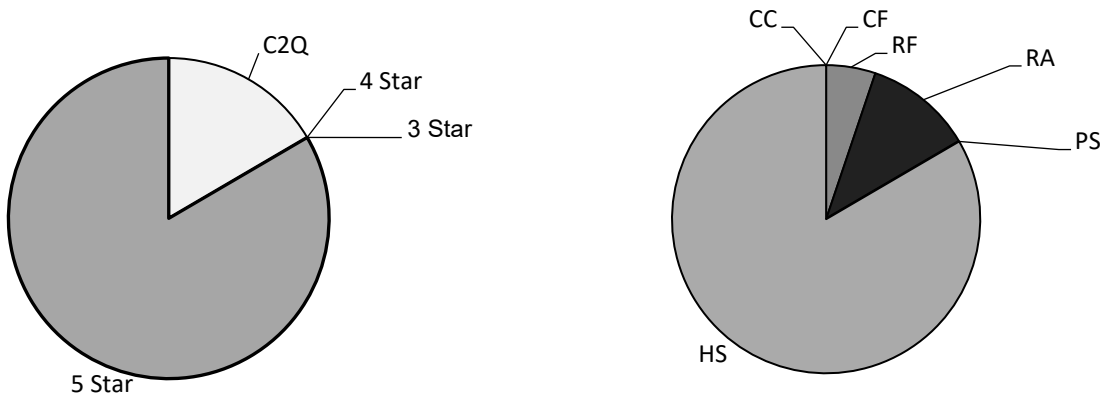
County Spark Participation

Star Rated Programs

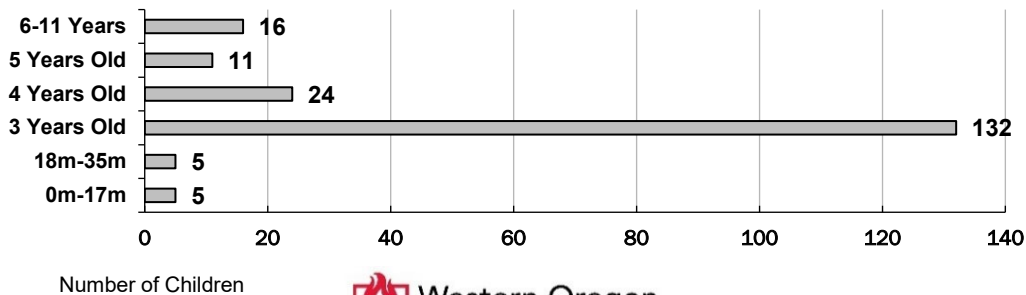
	# Licensed	C2Q	3-Star	4-Star	5-Star
CC	0	0	0	0	0
CF	0	0	0	0	0
RF	2	1	0	0	0
RA	1	1	0	0	0
HS	1	0	0	0	1
PS	1	0	0	0	0
Totals	5	2	0	0	1

CC = Certified Center; CF = Certified Family; RF = Registered Family; RA = Recorded Agency; HS = Head Start; PS = Preschool Program;

Children in Spark Programs: 193



Children by Age



County Data Facts

All data as of September 30, 2023



Lane

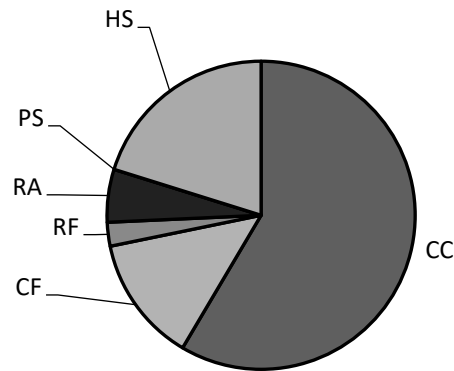
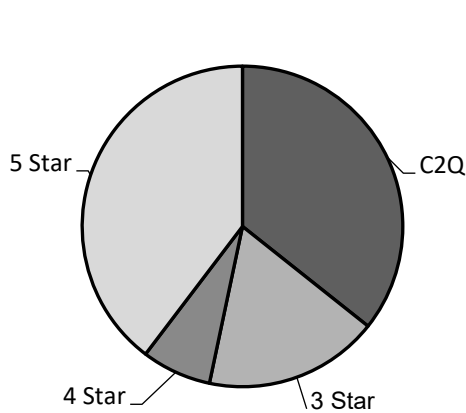
County Spark Participation

Star Rated Programs

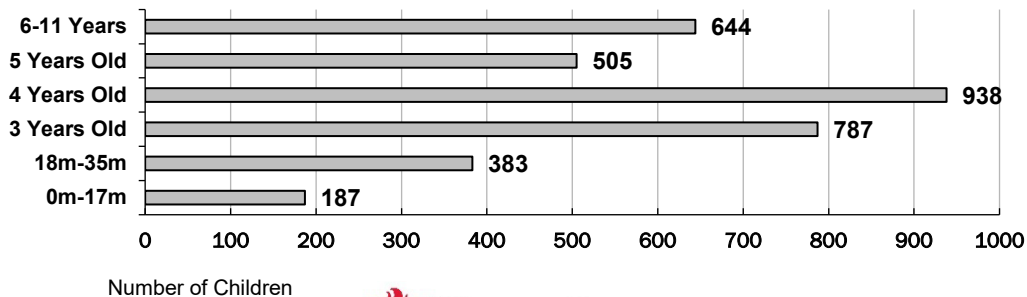
	# Licensed	C2Q	3-Star	4-Star	5-Star
CC	84	17	6	1	12
CF	93	12	8	8	6
RF	73	5	5	0	1
RA	19	6	1	3	2
HS	26	1	0	0	15
PS	38	0	0	0	0
Totals	333	41	20	12	36

CC = Certified Center; CF = Certified Family; RF = Registered Family; RA = Recorded Agency; HS = Head Start; PS = Preschool Program;

Children in Spark Programs: 3,444



Children by Age



County Data Facts

All data as of September 30, 2023



Lincoln

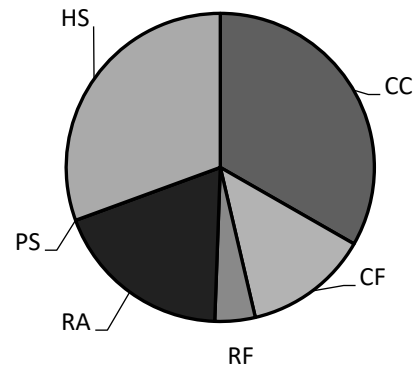
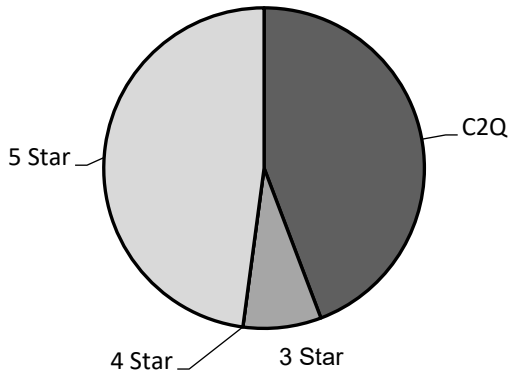
County Spark Participation

Star Rated Programs

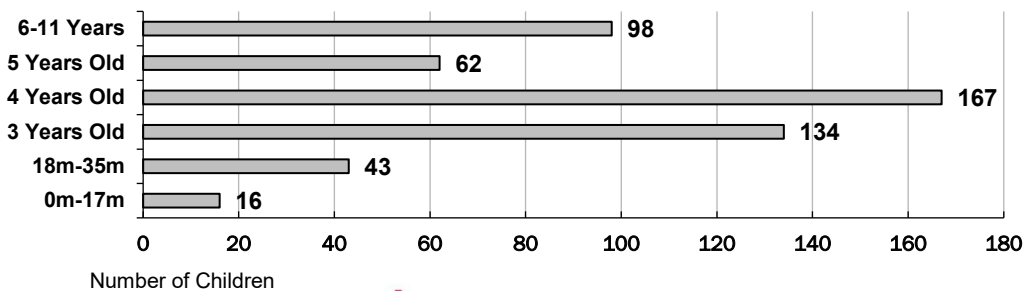
	# Licensed	C2Q	3-Star	4-Star	5-Star
CC	7	2	0	0	1
CF	5	3	1	0	0
RF	8	0	2	0	0
RA	5	5	0	0	0
HS	5	0	0	0	3
PS	3	0	0	0	0
Totals	25	5	3	0	4

CC = Certified Center; CF = Certified Family; RF = Registered Family; RA = Recorded Agency; HS = Head Start; PS = Preschool Program;

Children in Spark Programs: 520



Children by Age



County Data Facts

All data as of September 30, 2023



Linn

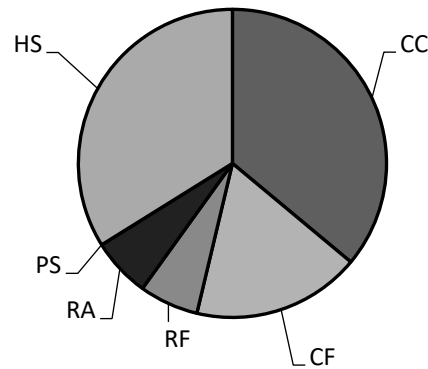
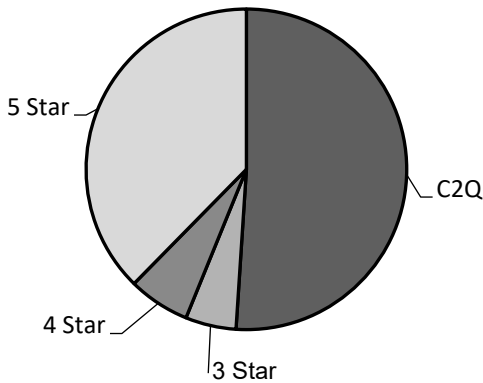
County Spark Participation

Star Rated Programs

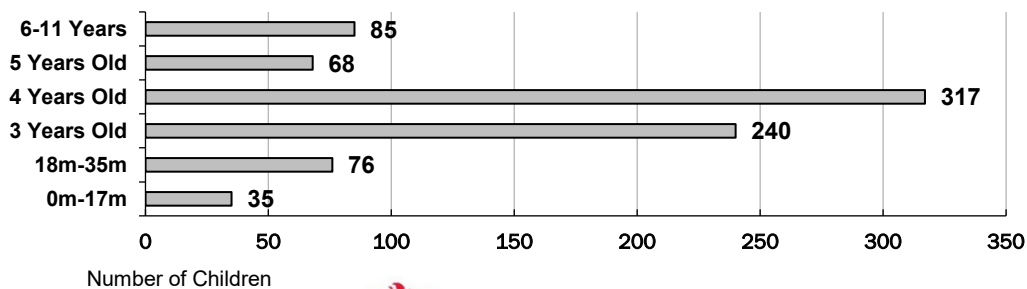
	# Licensed	C2Q	3-Star	4-Star	5-Star
CC	20	6	1	0	1
CF	20	7	1	0	0
RF	38	6	2	0	0
RA	4	0	0	4	0
HS	4	0	0	0	3
PS	9	0	0	0	0
Totals	95	19	4	4	4

CC = Certified Center; CF = Certified Family; RF = Registered Family; RA = Recorded Agency; HS = Head Start; PS = Preschool Program;

Children in Spark Programs: 821



Children by Age



County Data Facts

All data as of September 30, 2023



Malheur

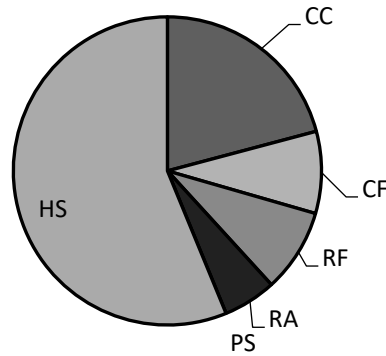
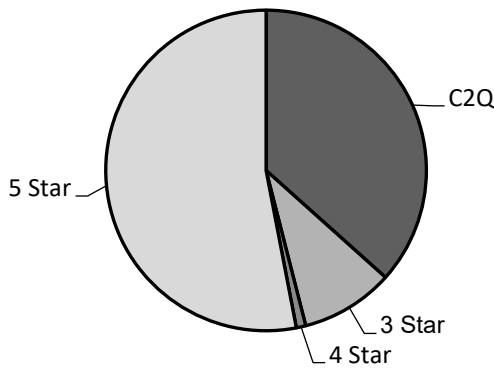
County Spark Participation

Star Rated Programs

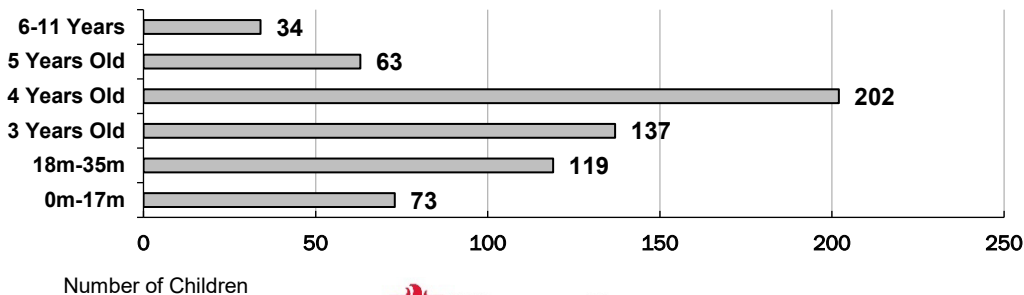
	# Licensed	C2Q	3-Star	4-Star	5-Star
CC	7	4	0	0	0
CF	6	2	2	0	0
RF	8	3	3	1	0
RA	1	2	0	0	0
HS	9	1	0	0	4
PS	3	0	0	0	0
Totals	34	12	5	1	4

CC = Certified Center; CF = Certified Family; RF = Registered Family; RA = Recorded Agency; HS = Head Start; PS = Preschool Program;

Children in Spark Programs: 628



Children by Age



County Data Facts

All data as of September 30, 2023



Marion

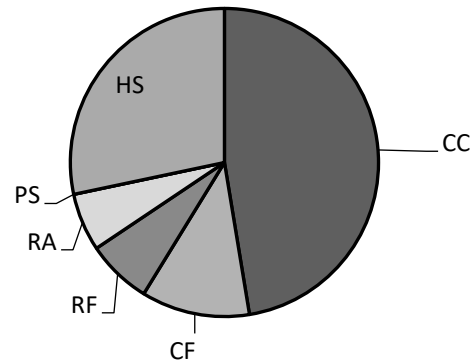
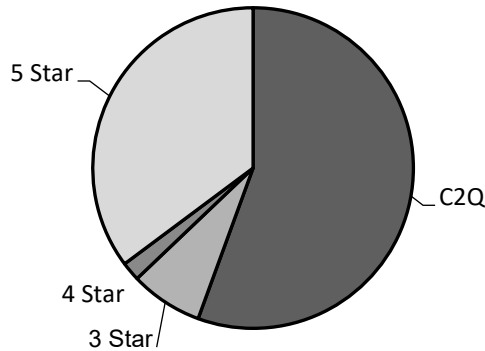
County Spark Participation

Star Rated Programs

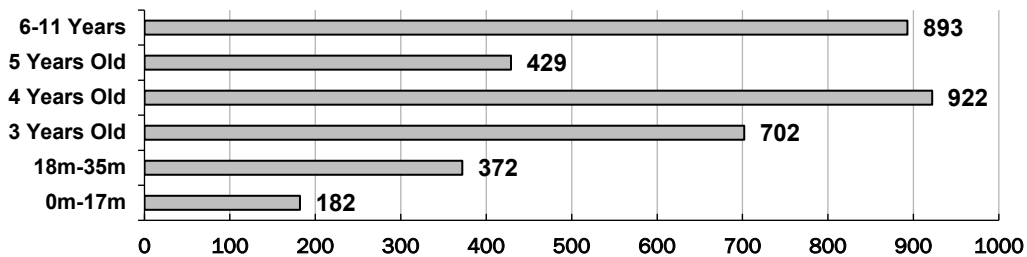
	# Licensed	C2Q	3-Star	4-Star	5-Star
CC	75	33	2	2	1
CF	85	13	8	3	10
RF	129	24	7	0	1
RA	17	6	1	0	3
HS	32	3	0	0	18
PS	27	0	0	0	0
Totals	365	79	18	5	33

CC = Certified Center; CF = Certified Family; RF = Registered Family; RA = Recorded Agency; HS = Head Start; PS = Preschool Program;

Children in Spark Programs: 3,500



Children by Age



Number of Children



County Data Facts

All data as of September 30, 2023



Morrow

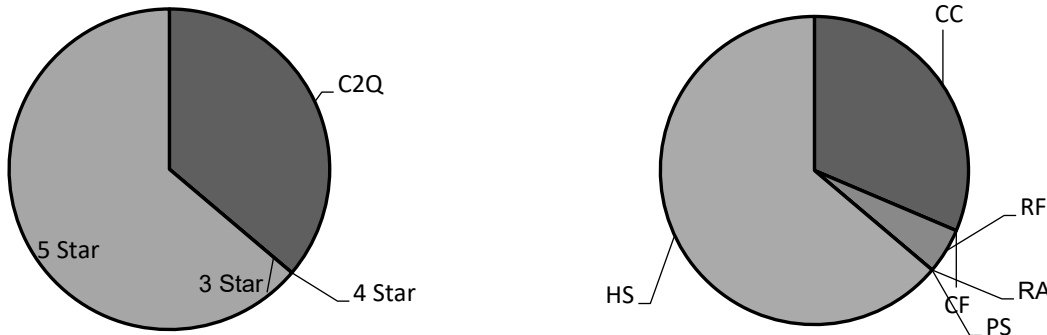
County Spark Participation

Star Rated Programs

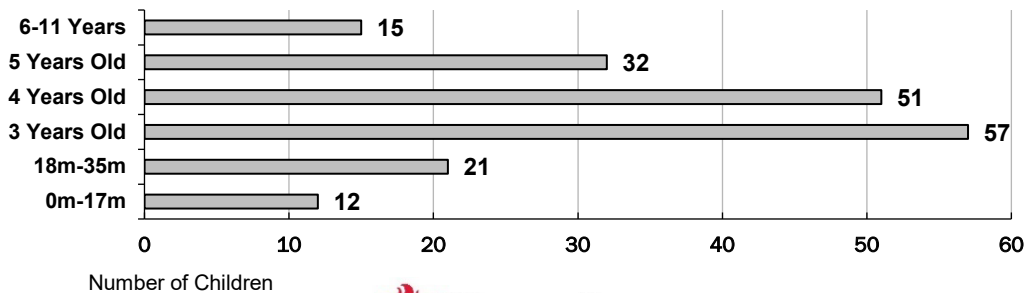
	# Licensed	C2Q	3-Star	4-Star	5-Star
CC	3	1	0	0	0
CF	0	0	0	0	0
RF	1	1	0	0	0
RA	2	0	0	0	0
HS	2	0	0	0	2
PS	3	0	0	0	0
Totals	11	2	0	0	2

CC = Certified Center; CF = Certified Family; RF = Registered Family; RA = Recorded Agency; HS = Head Start; PS = Preschool Program;

Children in Spark Programs: 188




Children by Age



County Data Facts

All data as of September 30, 2023



135

Multnomah

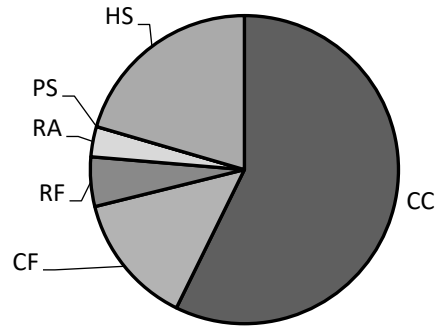
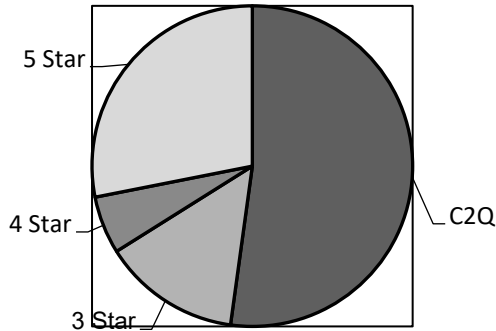
County Spark Participation

Star Rated Programs

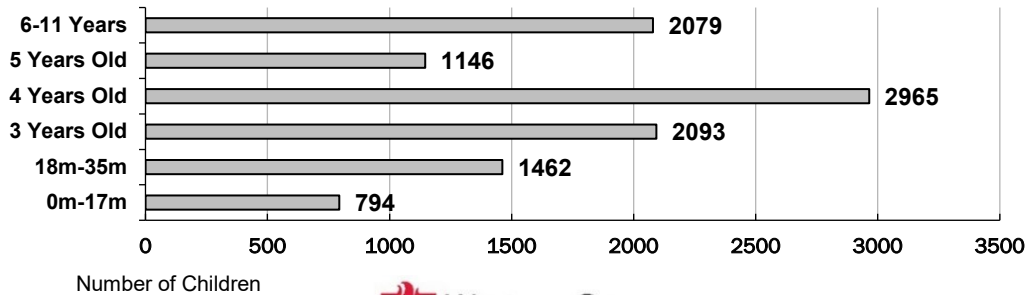
	# Licensed	C2Q	3-Star	4-Star	5-Star
CC	266	61	13	7	12
CF	256	67	16	5	14
RF	279	49	22	0	0
RA	16	6	2	1	2
HS	77	2	2	0	39
PS	63	0	0	0	0
Totals	957	185	55	13	67

CC = Certified Center; CF = Certified Family; RF = Registered Family; RA = Recorded Agency; HS = Head Start; PS = Preschool Program;

Children in Spark Programs: 10,539



Children by Age



County Data Facts

All data as of September 30, 2023



Polk

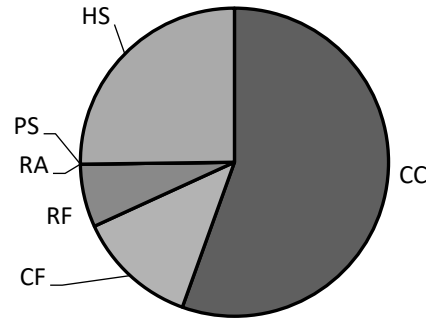
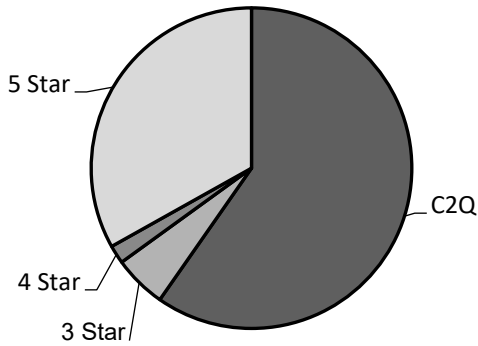
County Spark Participation

Star Rated Programs

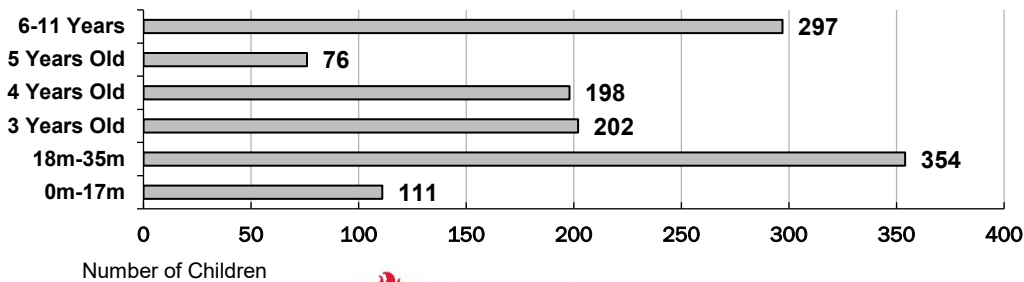
	# Licensed	C2Q	3-Star	4-Star	5-Star
CC	20	9	1	0	3
CF	25	9	2	1	2
RF	26	8	2	1	0
RA	2	0	0	0	0
HS	7	0	0	0	5
PS	6	0	0	0	0
Totals	86	26	5	2	10

CC = Certified Center; CF = Certified Family; RF = Registered Family; RA = Recorded Agency; HS = Head Start; PS = Preschool Program;

Children in Spark Programs: 1,238



Children by Age



County Data Facts

All data as of September 30, 2023



Sherman

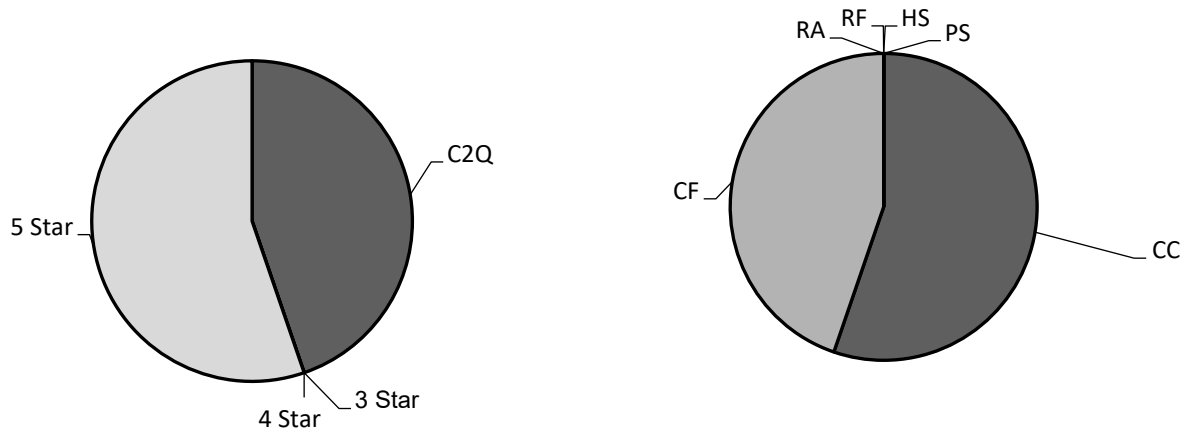
County Spark Participation

Star Rated Programs

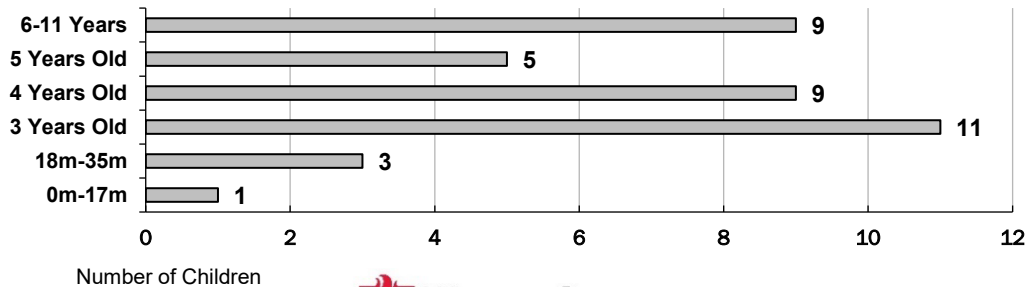
	# Licensed	C2Q	3-Star	4-Star	5-Star
CC	0	0	0	0	1
CF	2	1	0	0	0
RF	0	0	0	0	0
RA	0	0	0	0	0
HS	1	0	0	0	0
PS	0	0	0	0	0
Totals	3	1	0	0	1

CC = Certified Center; CF = Certified Family; RF = Registered Family; RA = Recorded Agency; HS = Head Start; PS = Preschool Program;

Children in Spark Programs: 38




Children by Age



County Data Facts

All data as of September 30, 2023



Tillamook

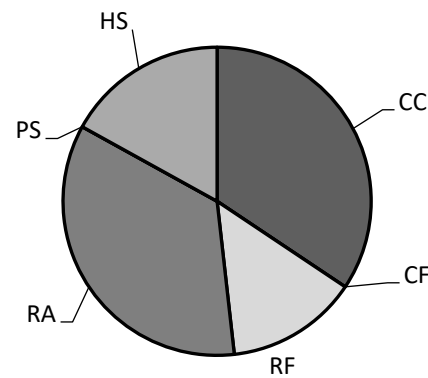
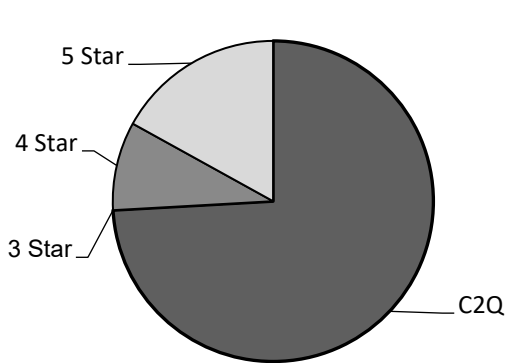
County Spark Participation

Star Rated Programs

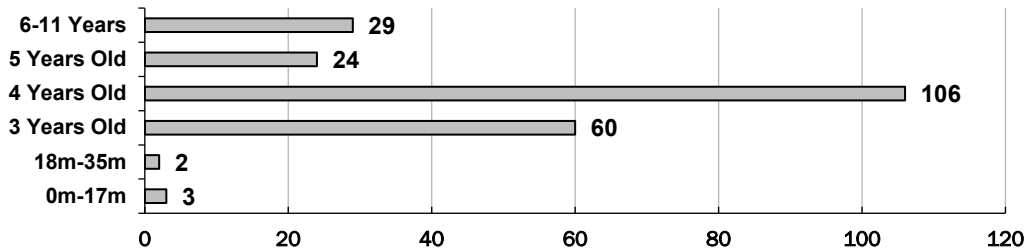
	# Licensed	C2Q	3-Star	4-Star	5-Star
CC	1	2	0	0	0
CF	2	0	0	0	0
RF	2	2	0	0	0
RA	6	3	0	1	0
HS	3	0	0	0	1
PS	5	0	0	0	0
Totals	19	7	0	1	1

CC = Certified Center; CF = Certified Family; RF = Registered Family; RA = Recorded Agency; HS = Head Start; PS = Preschool Program;

Children in Spark Programs: 224



Children by Age



Number of Children

County Data Facts

All data as of September 30, 2023



Umatilla

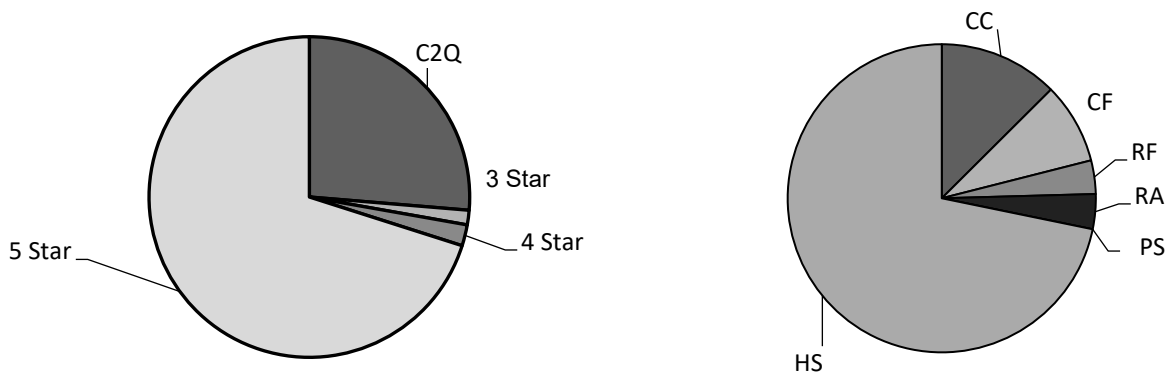
County Spark Participation

Star Rated Programs

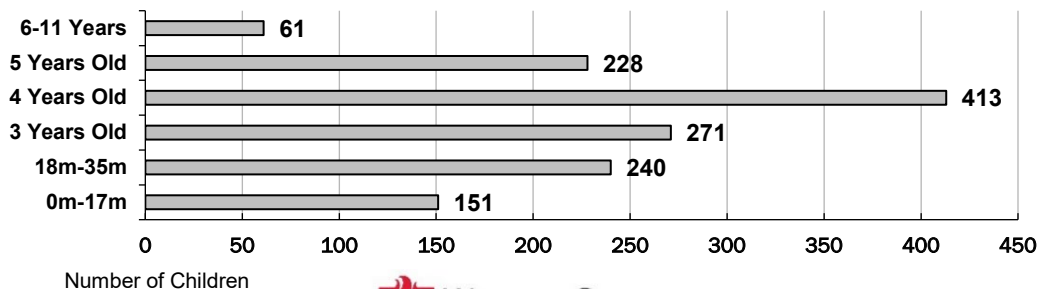
	# Licensed	C2Q	3-Star	4-Star	5-Star
CC	12	3	0	0	1
CF	17	5	1	1	2
RF	33	3	1	1	0
RA	5	4	0	0	0
HS	14	1	0	0	10
PS	4	0	0	0	0
Totals	85	16	2	2	13

CC = Certified Center; CF = Certified Family; RF = Registered Family; RA = Recorded Agency; HS = Head Start; PS = Preschool Program;

Children in Spark Programs: 1,364



Children by Age



The Research Institute

County Data Facts

All data as of September 30, 2023



Union

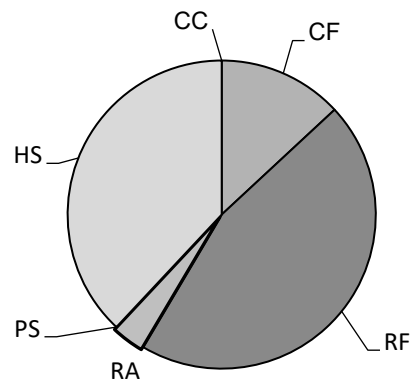
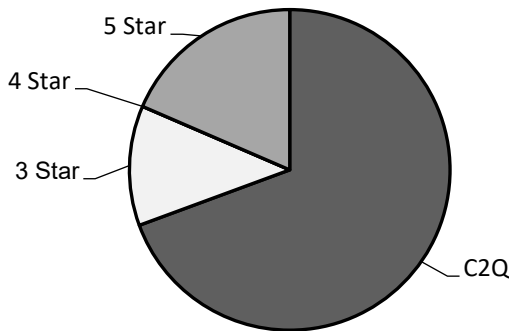
County Spark Participation

Star Rated Programs

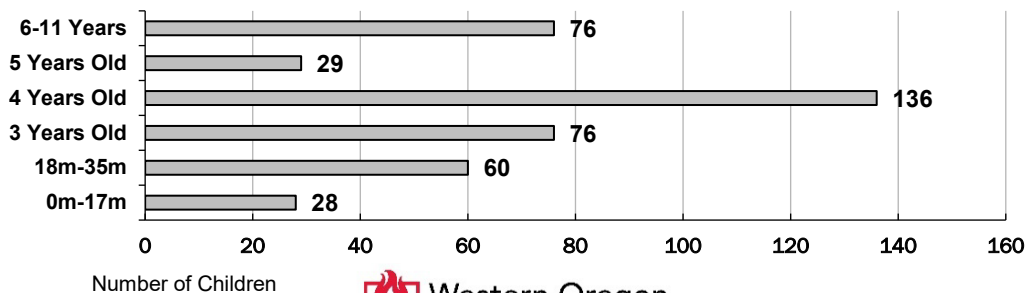
	# Licensed	C2Q	3-Star	4-Star	5-Star
CC	2	0	0	0	0
CF	4	3	1	0	0
RF	22	14	3	0	0
RA	5	4	0	0	0
HS	4	1	0	0	4
PS	4	0	0	0	0
Totals	41	22	4	0	4

CC = Certified Center; CF = Certified Family; RF = Registered Family; RA = Recorded Agency; HS = Head Start; PS = Preschool Program;

Children in Spark Programs: 405



Children by Age



County Data Facts

All data as of September 30, 2023



Wallowa

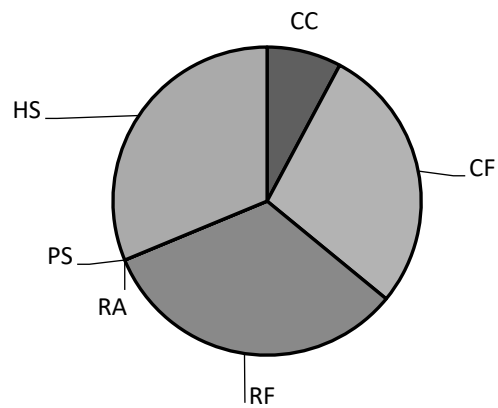
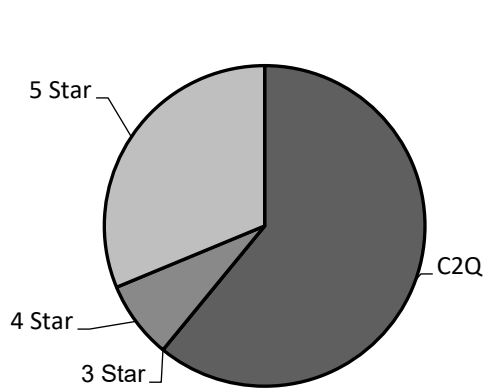
County Spark Participation

Star Rated Programs

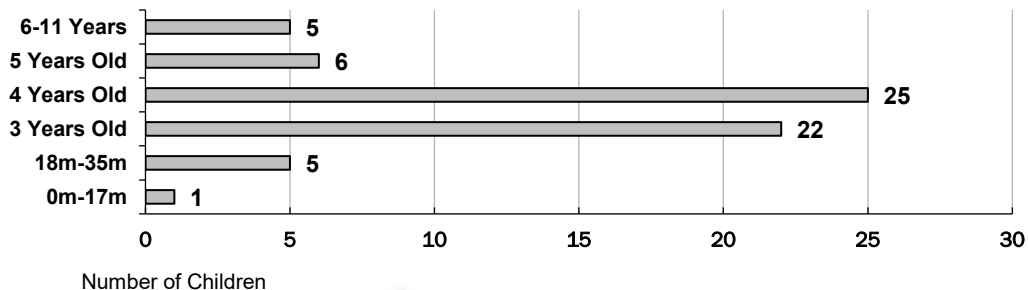
	# Licensed	C2Q	3-Star	4-Star	5-Star
CC	0	0	0	1	0
CF	4	2	0	0	0
RF	2	2	0	0	0
RA	1	0	0	0	0
HS	1	0	0	0	1
PS	1	0	0	0	0
Totals	9	4	0	1	1

CC = Certified Center; CF = Certified Family; RF = Registered Family; RA = Recorded Agency; HS = Head Start; PS = Preschool Program;

Children in Spark Programs: 64



Children by Age



County Data Facts

All data as of September 30, 2023



Wasco

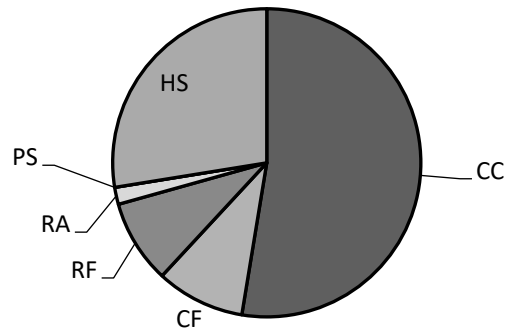
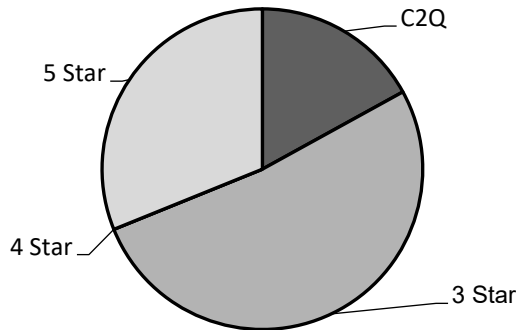
County Spark Participation

Star Rated Programs

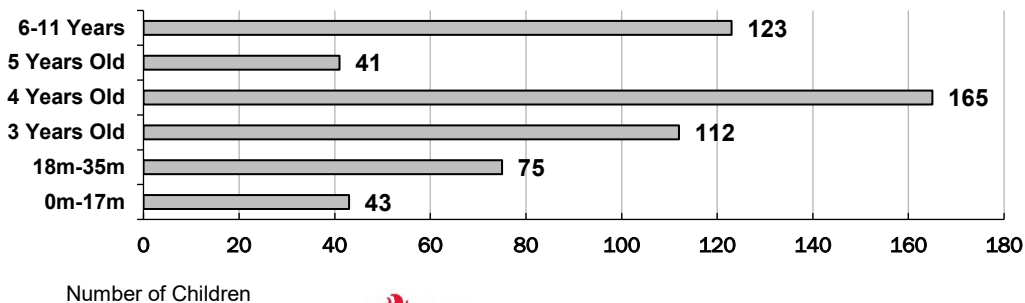
	# Licensed	C2Q	3-Star	4-Star	5-Star
CC	2	1	1	0	0
CF	6	2	1	0	1
RF	14	3	2	0	0
RA	4	1	0	0	0
HS	5	0	0	0	4
PS	3	0	0	0	0
Totals	34	7	4	0	5

CC = Certified Center; CF = Certified Family; RF = Registered Family; RA = Recorded Agency; HS = Head Start; PS = Preschool Program;

Children in Spark Programs: 559




Children by Age



County Data Facts

All data as of September 30, 2023



Washington

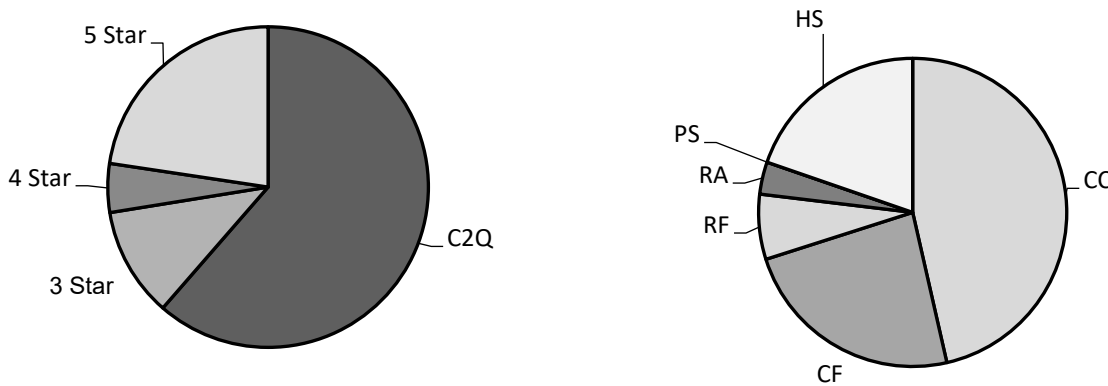
County Spark Participation

Star Rated Programs

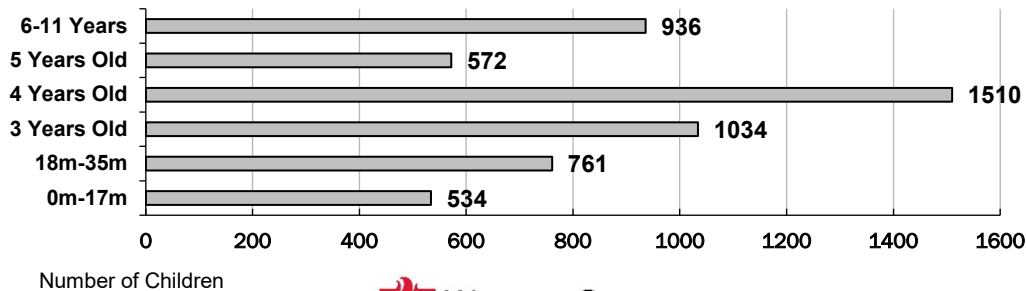
	# Licensed	C2Q	3-Star	4-Star	5-Star
CC	214	38	0	4	1
CF	236	84	17	3	7
RF	174	40	7	2	1
RA	17	5	2	0	3
HS	28	2	1	0	14
PS	58	0	0	0	0
Totals	727	169	27	9	26

CC = Certified Center; CF = Certified Family; RF = Registered Family; RA = Recorded Agency; HS = Head Start; PS = Preschool Program;

Children in Spark Programs: 5,347



Children by Age



County Data Facts

All data as of September 30, 2023



Wheeler

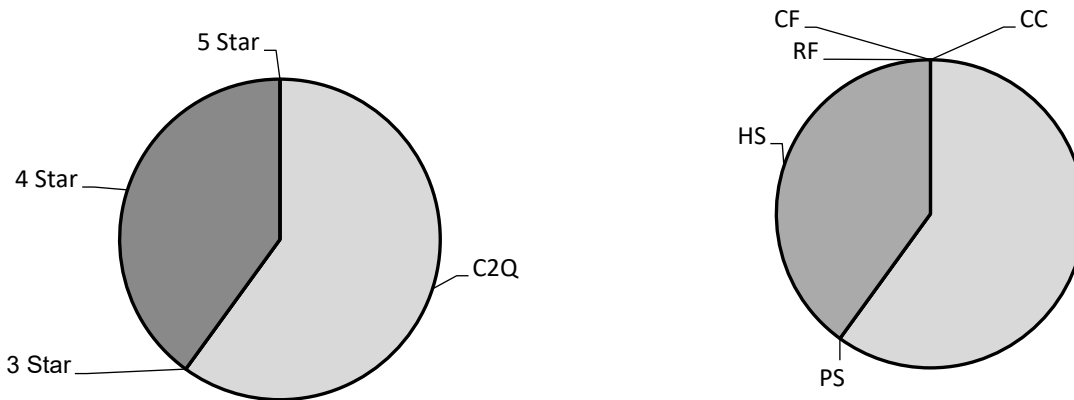
County Spark Participation

Star Rated Programs

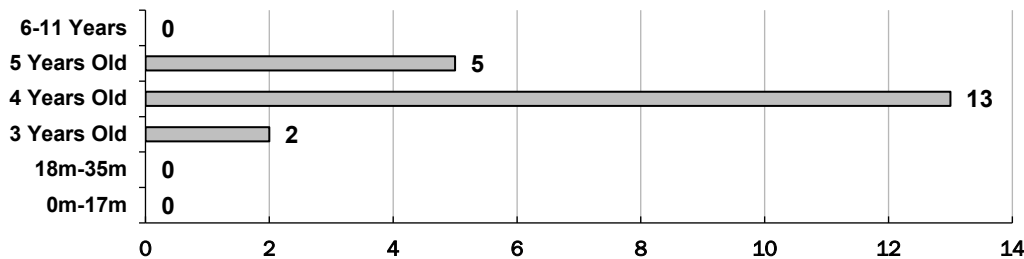
	# Licensed	C2Q	3-Star	4-Star	5-Star
CC	0	0	0	0	0
CF	0	0	0	0	0
RF	0	0	0	0	0
RA	0	1	0	0	0
HS	2	0	0	1	0
PS	0	0	0	0	0
Totals	2	1	0	1	0

CC = Certified Center; CF = Certified Family; RF = Registered Family; RA = Recorded Agency; HS = Head Start; PS = Preschool Program;

Children in Spark Programs: 20



Children by Age




Number of Children



County Data Facts

All data as of September 30, 2023



Yamhill

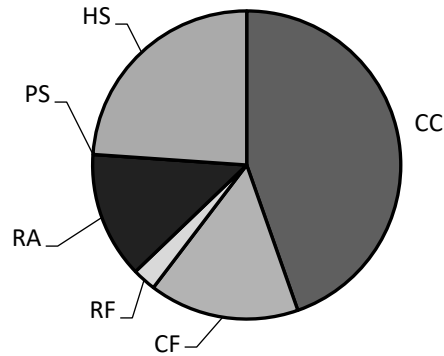
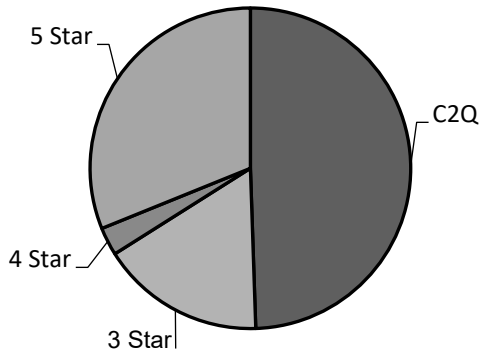
County Spark Participation

Star Rated Programs

	# Licensed	C2Q	3-Star	4-Star	5-Star
CC	30	8	2	0	0
CF	24	2	2	3	1
RF	18	0	0	0	1
RA	5	0	0	0	0
HS	6	0	0	0	3
PS	0	0	0	0	0
Totals	83	10	4	3	5

CC = Certified Center; CF = Certified Family; RF = Registered Family; RA = Recorded Agency; HS = Head Start; PS = Preschool Program;

Children in Spark Programs: 845



Children by Age

