



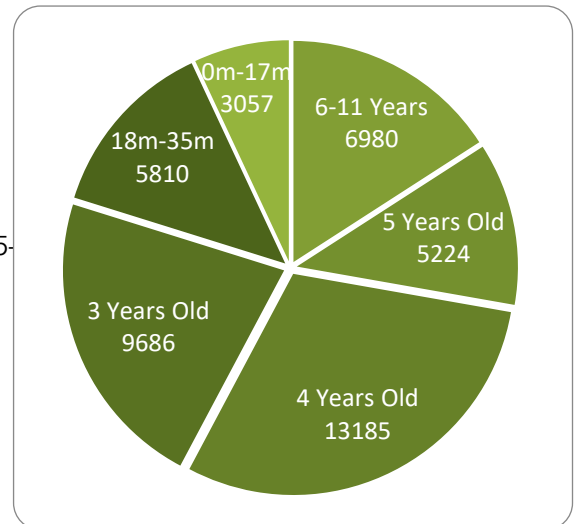
Data Facts

December 31, 2023
Oregonspark.org

Spark, Oregon's Quality Rating and Improvement System is a system designed to raise the quality and consistency of early learning programs across the state. Spark aligns with the national trend of QRISs that recognizes, rewards, and builds on the current quality of early learning. Spark provides a framework for program quality improvement while providing a tool that helps parents looking for quality early learning and care options.

Visit <http://www.oregonspark.org> for more information on requirements and standards.

There were 43,942 children in Early Learning & Development Programs (ELDPs) that had achieved a Commitment to Quality (C2Q) rating or above. 9 in 10 (89%) of those children are in child care centers, 13% are in certified family child care, and 6% are in registered family child care. ELDPs that have attained a 3-, 4-, or 5-star rating provide service to 22,179 children. The age distribution of children in C2Q or star rated programs is highlighted in the figure. Head Start programs participating in the QRIS provide services to 12,174 children.



Total Children in Programs Participating in QRIS

43,942

This report reflects information gathered as of Dec 31, 2023.

For additional information please contact: 1-877-768-8290

Data Fact Archive

We have received 1960 portfolios. This includes 741 resubmissions for a higher rating. Of these 741 resubmissions, 740 have already been rescored, with 643 programs moving up in ratings.

630
Star Rated Programs

	Number of Licensed Programs	Achieved Commitment to Quality (C2Q)	3	4	5
CC	1,188	272	41	20	53
CF	1,106	269	86	29	52
RF	1,265	229	79	7	7
RA	159	60	13	12	20
HS	268	18	5	1	203
PS	493	0	1	1	0
Totals	4,479	848	225	70	335

CC = Certified Center; CF = Certified Family; RF = Registered Family; RA = Recorded Agency; HS = Head Start; PS = Preschool Program

Alternative Pathway (AP) indicates programs that are license exempt due to their association with school districts. These School Partner programs may have been licensed in the past and are still eligible for Spark participation. There are other School Partner programs that are not currently participating in Spark. However, the full list is not available yet so there may be discrepancies in the Data Facts until all School Partners and School Partners participating in Spark (AP) can be identified.

This report reflects information gathered as of Dec 31, 2023.
For additional information please contact: 1-877-768-8290

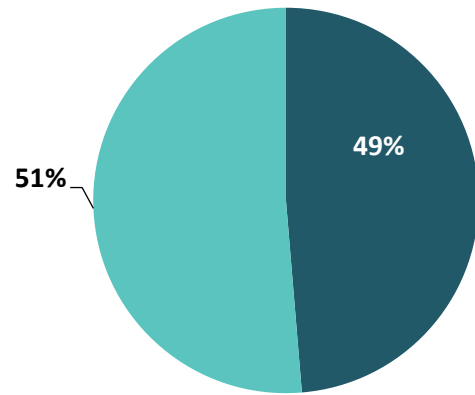
[Data Fact Archive](#)

Participation

This infographic shows the percentage of child care programs participating in Oregon's Spark by county.

Breakdown by Type

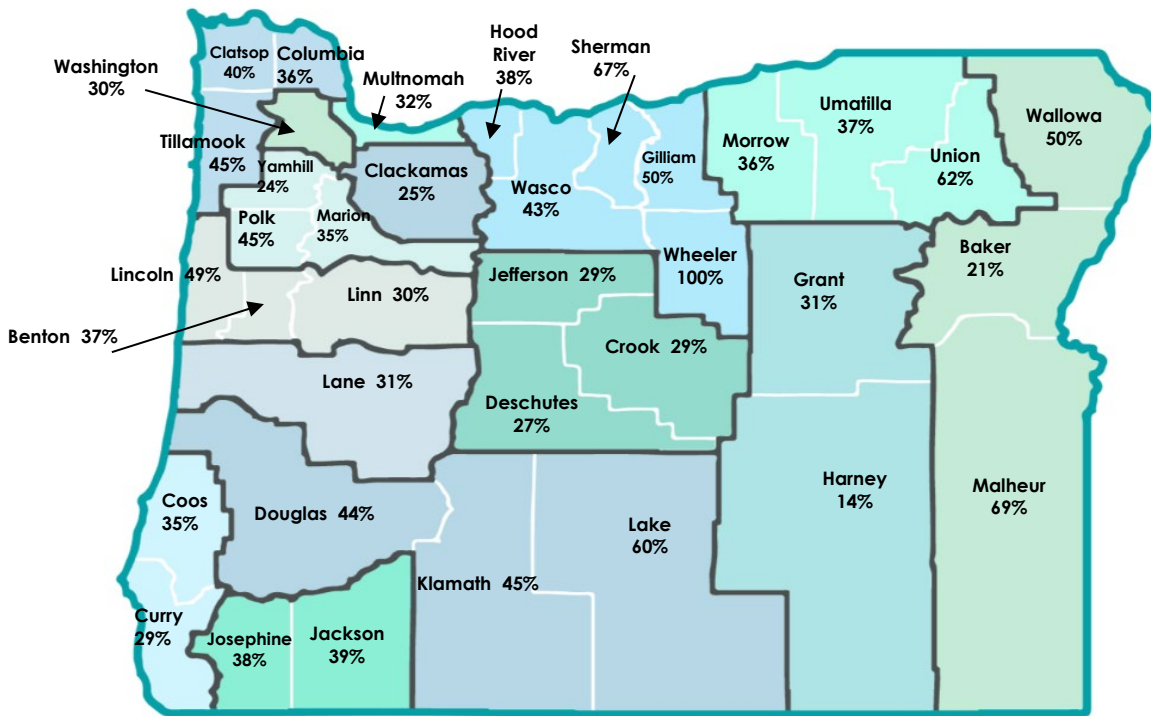
Centers includes licensed, non-licensed recorded agencies, and Head Start programs. Family Child Care includes both large certified family and small registered family programs. There are 1478 programs participating in total.



Breakdown by Participation

Participation is a percentage of the total number of eligible programs in each county.

■ Centers ■ Family Child Care



Produced by the Center on Research, Evaluation & Analysis - The Research Institute at Western Oregon University

County Data Facts

All data as of December 31, 2023



Baker

County Spark Participation

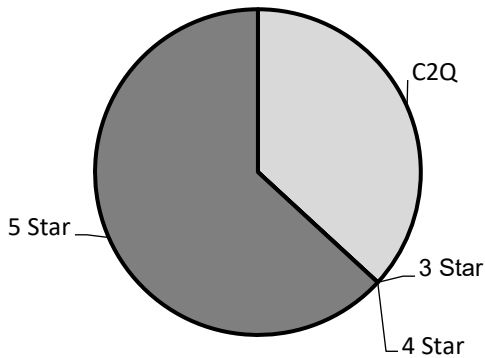
Star Rated Programs

	# Licensed	C2Q	3-Star	4-Star	5-Star
CC	3	2	0	0	0
CF	3	1	0	0	0
RF	10	1	0	0	0
RA	0	0	0	0	0
HS	4	0	0	0	2
PS	9	0	0	0	0
Totals	29	4	0	0	2

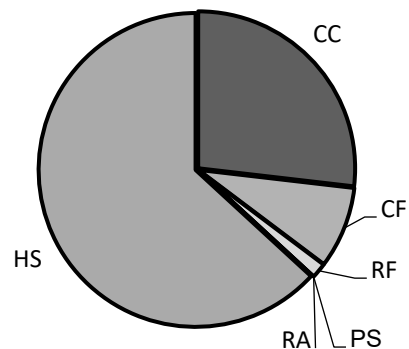
CC = Certified Center; CF = Certified Family; RF = Registered Family; RA = Recorded Agency; HS = Head Start; PS = Preschool Program

Children in Spark Programs: 190

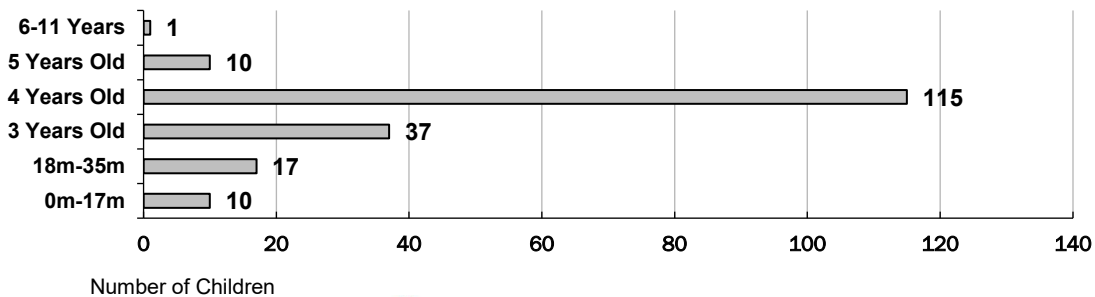
Children by Designation



Children by Program Type



Children by Age



County Data Facts

All data as of December 31, 2023



Benton

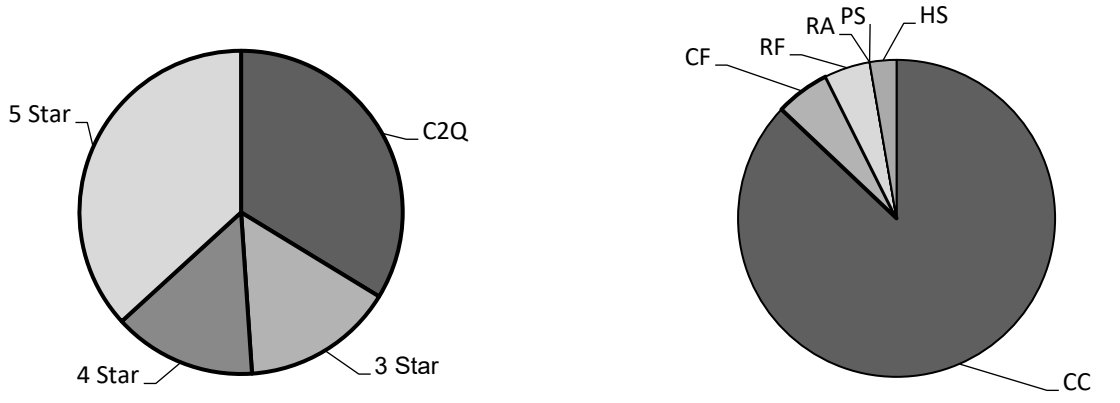
County Spark Participation

Star Rated Programs

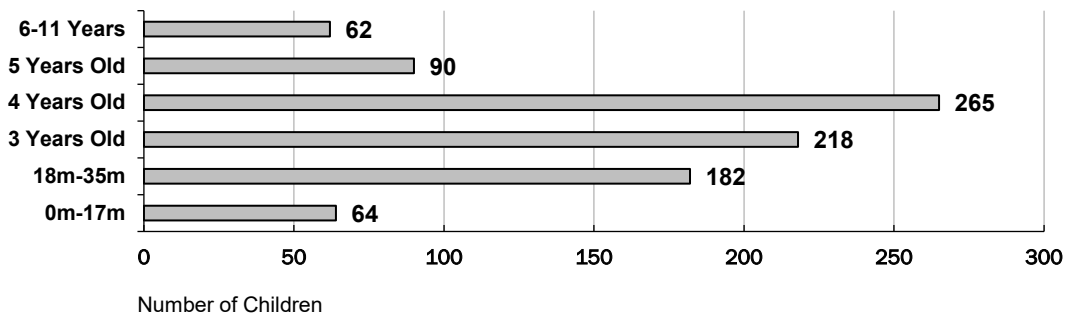
	# Licensed	C2Q	3-Star	4-Star	5-Star
CC	25	7	1	2	5
CF	15	2	1	0	1
RF	14	2	1	2	0
RA	0	0	0	0	0
HS	6	0	0	0	2
PS	11	0	0	0	0
Totals	71	11	3	4	8

CC = Certified Center; CF = Certified Family; RF = Registered Family; RA = Recorded Agency; HS = Head Start; PS = Preschool Program;

Children in Spark Programs: 881



Children by Age



County Data Facts

All data as of December 31, 2023



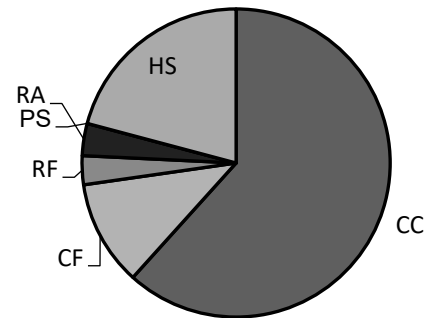
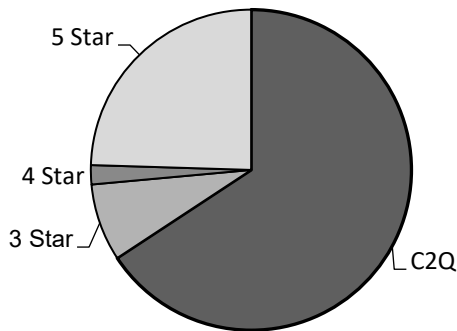
Clackamas

Star Rated Programs

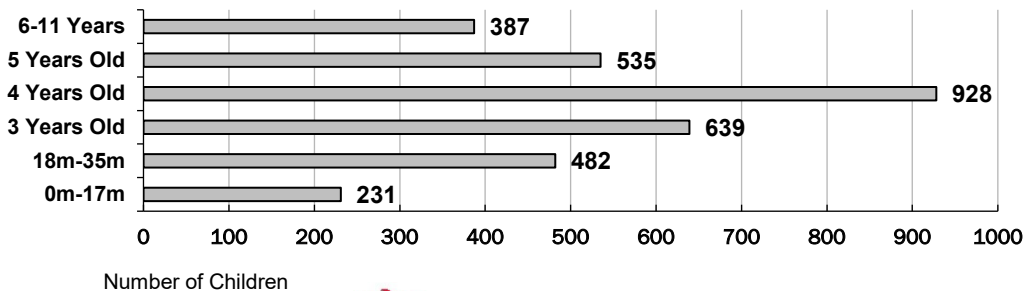
	# Licensed	C2Q	3-Star	4-Star	5-Star
CC	117	22	3	1	2
CF	68	16	5	1	3
RF	76	9	3	1	0
RA	6	4	1	0	0
HS	12	3	0	0	11
PS	58	0	0	0	0
Totals	337	54	12	3	16

CC = Certified Center; CF = Certified Family; RF = Registered Family; RA = Recorded Agency; HS = Head Start; PS = Preschool Program;

Children in Spark Programs: 3,202



Children by Age



County Data Facts

All data as of December 31, 2023



Clatsop

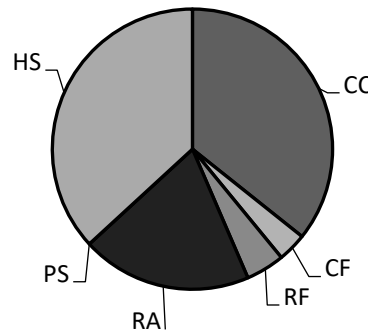
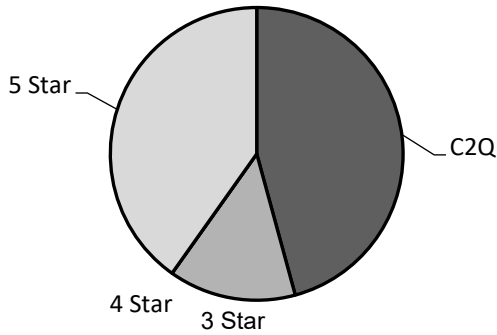
County Spark Participation

Star Rated Programs

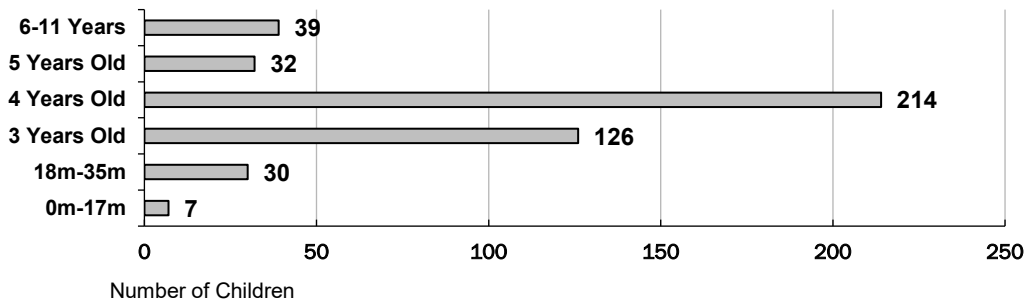
	# Licensed	C2Q	3-Star	4-Star	5-Star
CC	10	2	1	0	0
CF	4	1	0	0	0
RF	6	2	1	0	0
RA	4	2	1	0	1
HS	3	0	0	0	3
PS	8	2	0	0	0
Totals	35	9	3	0	4

CC = Certified Center; CF = Certified Family; RF = Registered Family; RA = Recorded Agency; HS = Head Start; PS = Preschool Program;

Children in Spark Programs: 448



Children by Age



County Data Facts

All data as of December 31, 2023



Columbia

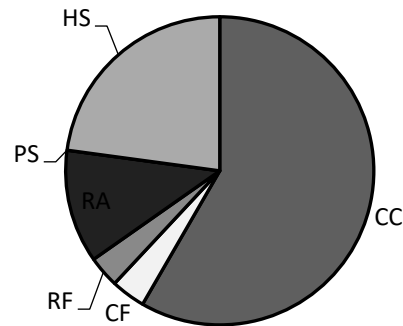
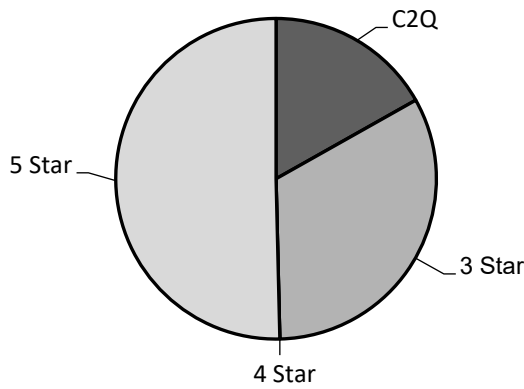
County Spark Participation

Star Rated Programs

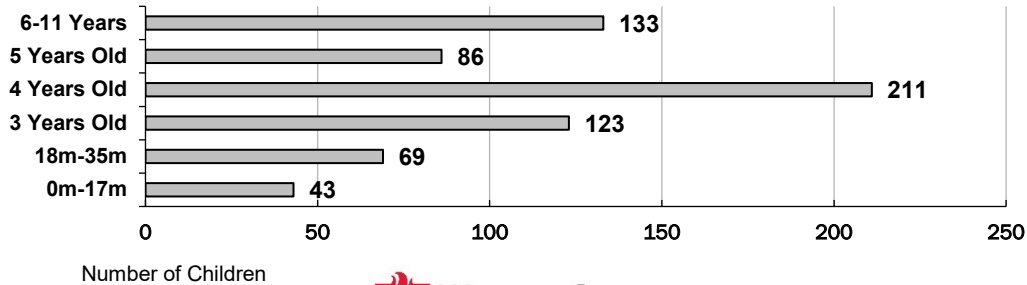
	# Licensed	C2Q	3-Star	4-Star	5-Star
CC	8	2	2	0	1
CF	6	1	1	0	0
RF	19	3	1	0	0
RA	5	0	1	0	4
HS	6	0	0	0	4
PS	12	0	0	0	0
Totals	56	6	5	0	9

CC = Certified Center; CF = Certified Family; RF = Registered Family; RA = Recorded Agency; HS = Head Start; PS = Preschool Program;

Children in Spark Programs: 665



Children by Age



County Data Facts

All data as of December 31, 2023



Coos

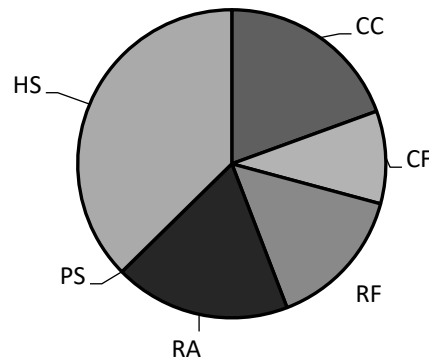
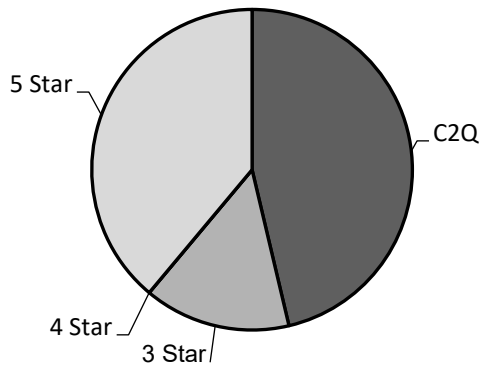
County Spark Participation

Star Rated Programs

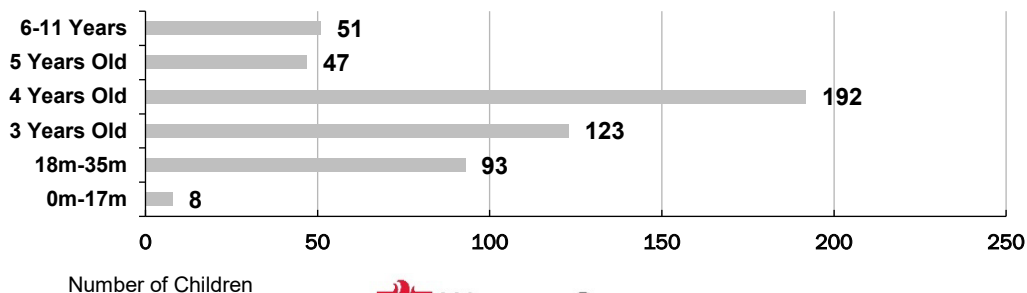
	# Licensed	C2Q	3-Star	4-Star	5-Star
CC	10	2	1	0	0
CF	5	1	2	0	0
RF	36	9	1	0	1
RA	3	2	0	0	0
HS	6	0	0	0	5
PS	8	0	0	0	0
Totals	68	14	4	0	6

CC = Certified Center; CF = Certified Family; RF = Registered Family; RA = Recorded Agency; HS = Head Start; PS = Preschool Program;

Children in Spark Programs: 514



Children by Age



County Data Facts

All data as of December 31, 2023



Crook

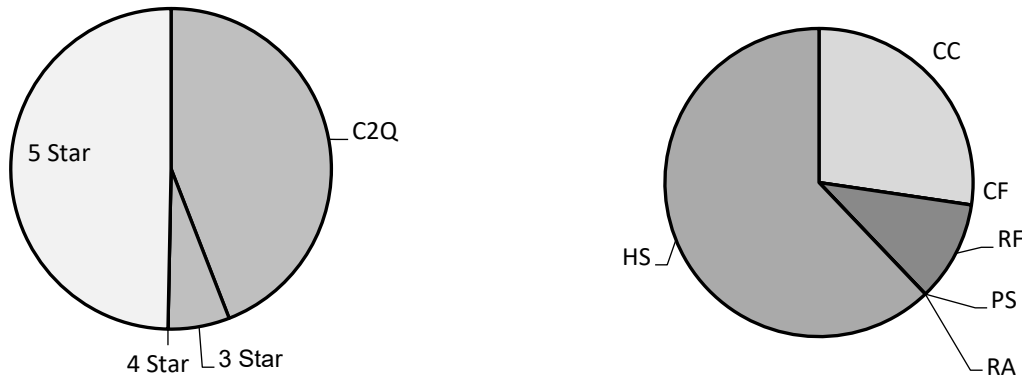
County Spark Participation

Star Rated Programs

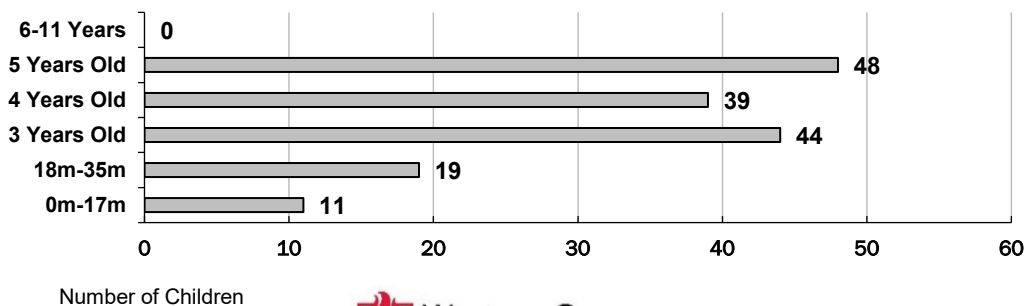
	# Licensed	C2Q	3-Star	4-Star	5-Star
CC	5	1	0	0	1
CF	5	0	0	0	0
RF	6	1	1	0	0
RA	0	0	0	0	0
HS	2	1	0	0	1
PS	3	0	0	0	0
Totals	21	3	1	0	2

CC = Certified Center; CF = Certified Family; RF = Registered Family; RA = Recorded Agency; HS = Head Start; PS = Preschool Program

Children in Spark Programs: 161



Children by Age



County Data Facts

All data as of December 31, 2023



Curry

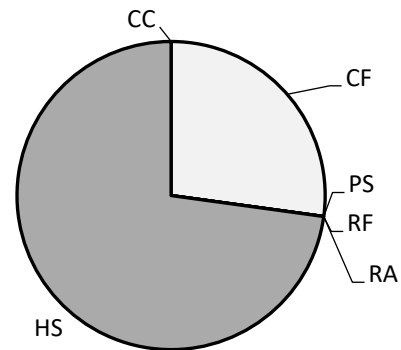
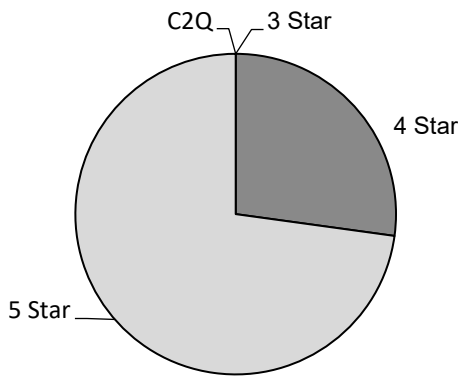
County Spark Participation

Star Rated Programs

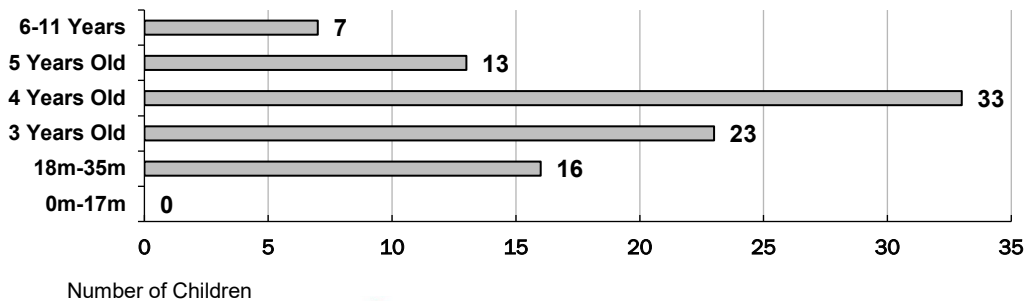
	# Licensed	C2Q	3-Star	4-Star	5-Star
CC	3	0	0	0	0
CF	2	0	0	1	0
RF	3	0	0	0	0
RA	0	0	0	0	0
HS	3	0	0	0	3
PS	3	0	0	0	0
Totals	14	0	0	1	3

CC = Certified Center; CF = Certified Family; RF = Registered Family; RA = Recorded Agency; HS = Head Start; PS = Preschool Program;

Children in Spark Programs: 92




Children by Age



County Data Facts

All data as of December 31, 2023



Deschutes

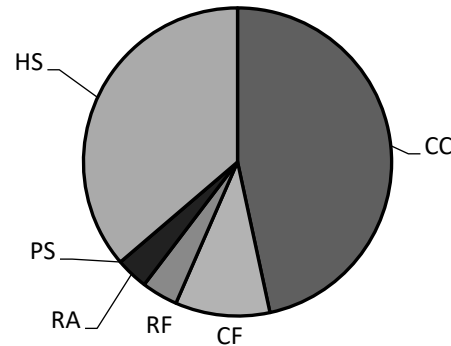
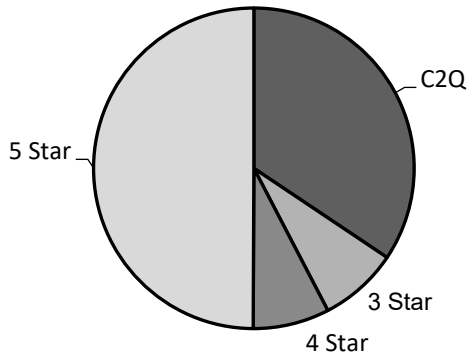
County Spark Participation

Star Rated Programs

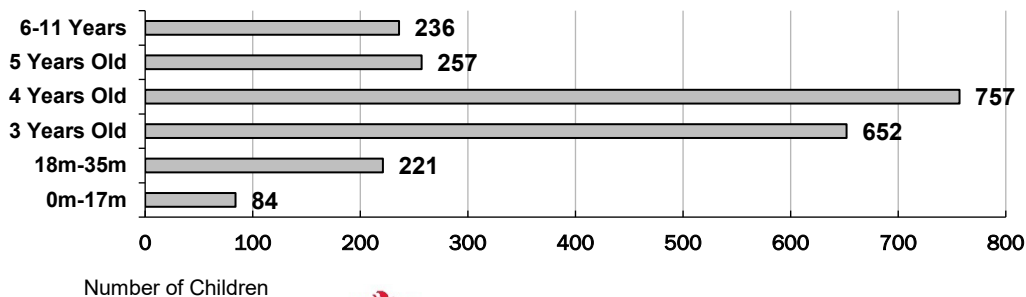
	# Licensed	C2Q	3-Star	4-Star	5-Star
CC	68	11	2	2	5
CF	40	11	3	0	1
RF	55	7	4	0	0
RA	3	2	1	0	0
HS	11	0	0	0	7
PS	32	0	0	0	0
Totals	209	31	10	2	13

CC = Certified Center; CF = Certified Family; RF = Registered Family; RA = Recorded Agency; HS = Head Start; PS = Preschool Program;

Children in Spark Programs: 2,207



Children by Age



County Data Facts

All data as of December 31, 2023



Douglas

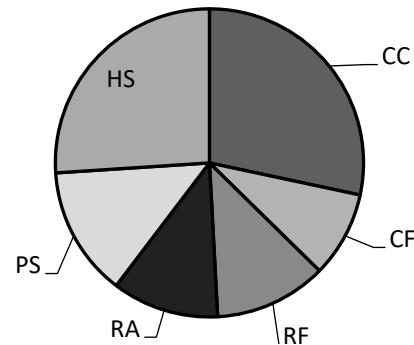
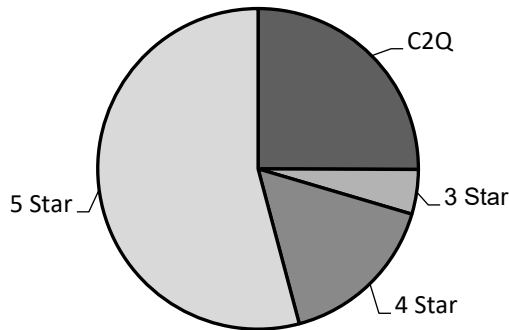
County Spark Participation

Star Rated Programs

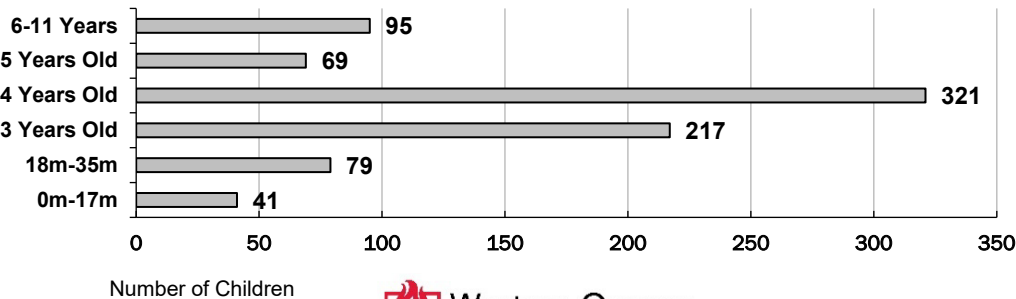
	# Licensed	C2Q	3-Star	4-Star	5-Star
CC	19	4	1	0	3
CF	10	4	0	0	2
RF	30	6	1	0	2
RA	7	1	1	1	3
HS	6	0	0	0	5
PS	9	0	1	1	0
Totals	81	15	4	2	15

CC = Certified Center; CF = Certified Family; RF = Registered Family; RA = Recorded Agency; HS = Head Start; PS = Preschool Program;

Children in Spark Programs: 822



Children by Age



County Data Facts

All data as of December 31, 2023



Gilliam

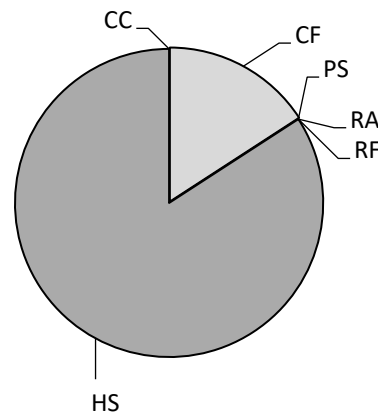
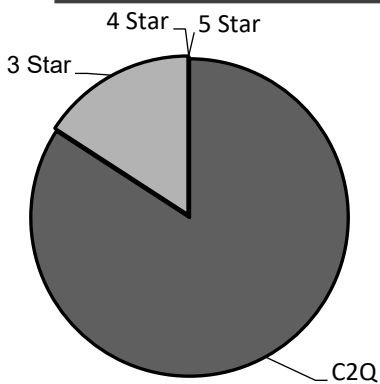
County Spark Participation

Star Rated Programs

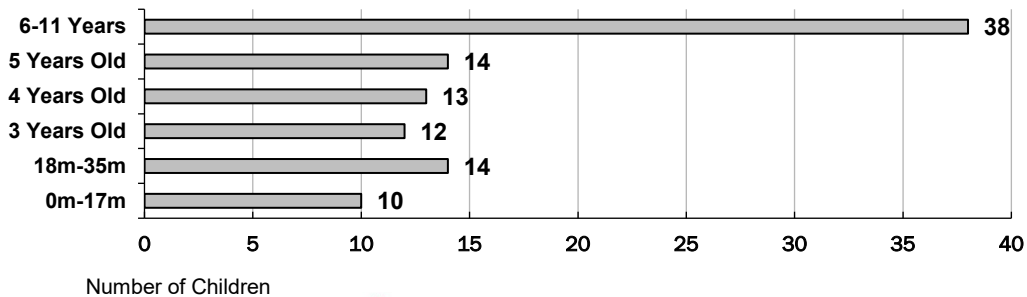
	# Licensed	C2Q	3-Star	4-Star	5-Star
CC	0	0	0	0	0
CF	1	0	1	0	0
RF	0	0	0	0	0
RA	1	0	0	0	0
HS	2	1	0	0	0
PS	0	0	0	0	0
Totals	4	1	1	0	0

CC = Certified Center; CF = Certified Family; RF = Registered Family; RA = Recorded Agency; HS = Head Start; PS = Preschool Program;

Children in Spark Programs: 101



Children by Age



County Data Facts

All data as of December 31, 2023



Grant

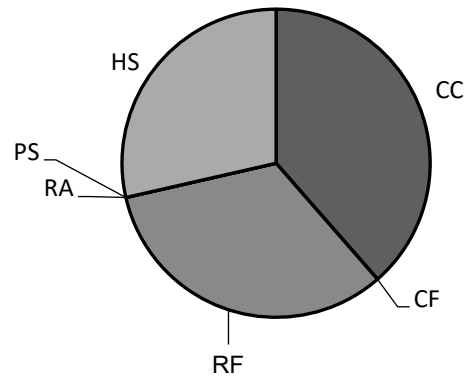
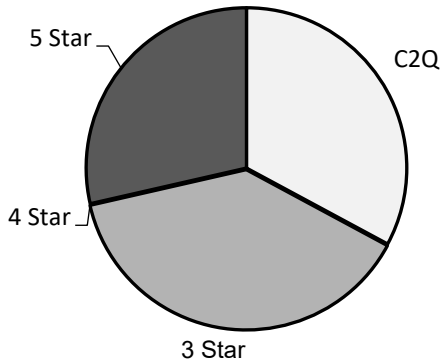
County Spark Participation

Star Rated Programs

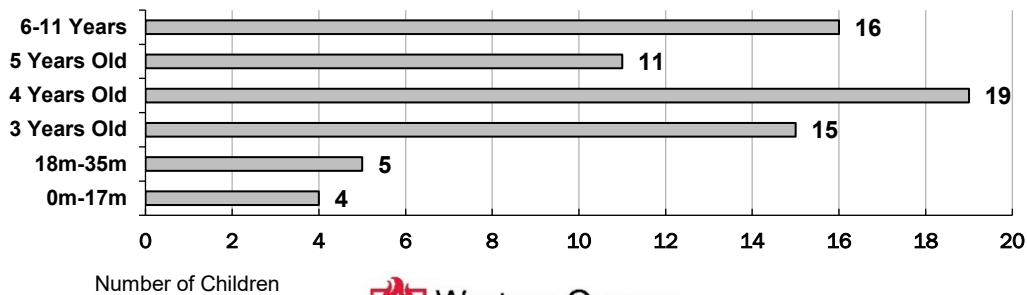
	# Licensed	C2Q	3-Star	4-Star	5-Star
CC	2	0	1	0	0
CF	2	0	0	0	0
RF	1	2	0	0	0
RA	4	0	0	0	0
HS	1	0	0	0	1
PS	3	0	0	0	0
Totals	13	2	1	0	1

CC = Certified Center; CF = Certified Family; RF = Registered Family; RA = Recorded Agency; HS = Head Start; PS = Preschool Program;

Children in Spark Programs: 70



Children by Age



County Data Facts

All data as of December 31, 2023



Harney

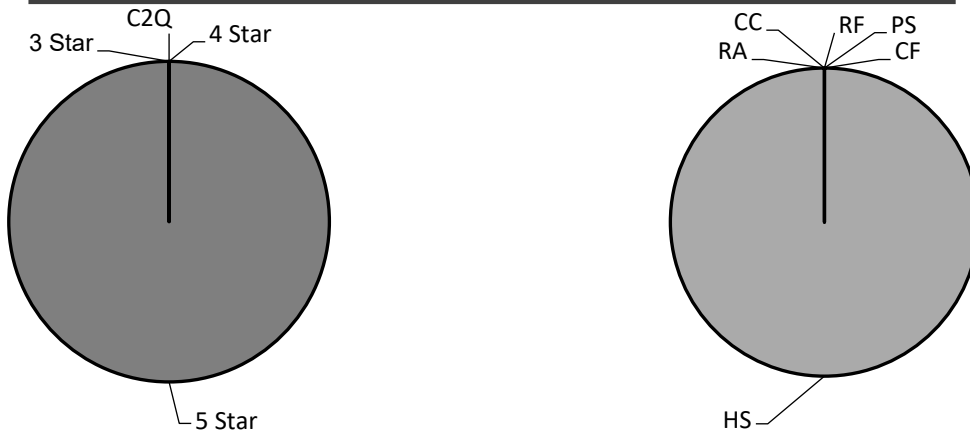
County Spark Participation

Star Rated Programs

	# Licensed	C2Q	3-Star	4-Star	5-Star
CC	0	0	0	0	0
CF	0	0	0	0	0
RF	2	0	0	0	0
RA	1	0	0	0	0
HS	2	0	0	0	1
PS	2	0	0	0	0
Totals	7	0	0	0	1

CC = Certified Center; CF = Certified Family; RF = Registered Family; RA = Recorded Agency; HS = Head Start; PS = Preschool Program;

Children in Spark Programs: 79



Children by Age



County Data Facts

All data as of December 31, 2023



Hood River

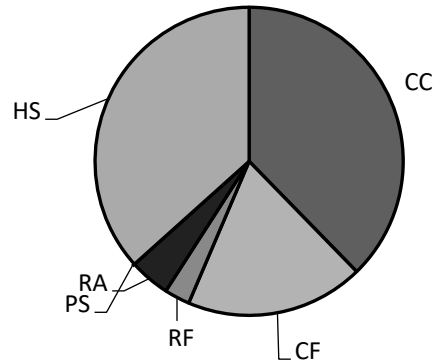
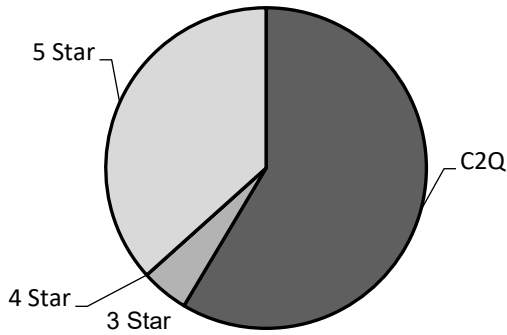
County Spark Participation

Star Rated Programs

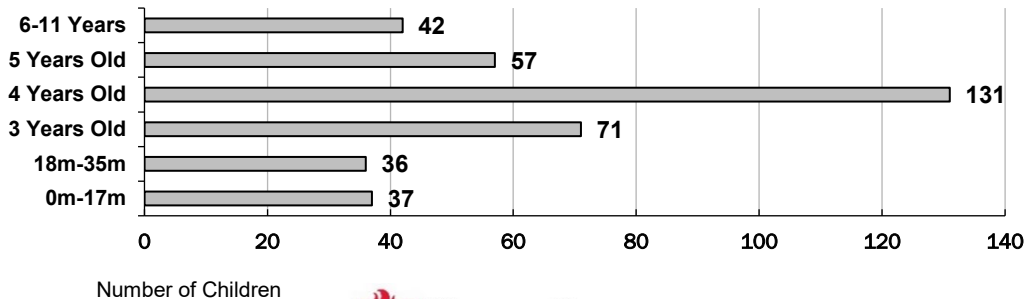
	# Licensed	C2Q	3-Star	4-Star	5-Star
CC	13	4	0	0	0
CF	8	3	0	0	0
RF	10	1	1	0	0
RA	1	0	1	0	0
HS	5	0	0	0	5
PS	3	0	0	0	0
Totals	40	8	2	0	5

CC = Certified Center; CF = Certified Family; RF = Registered Family; RA = Recorded Agency; HS = Head Start; PS = Preschool Program;

Children in Spark Programs: 374



Children by Age



County Data Facts

All data as of December 31, 2023



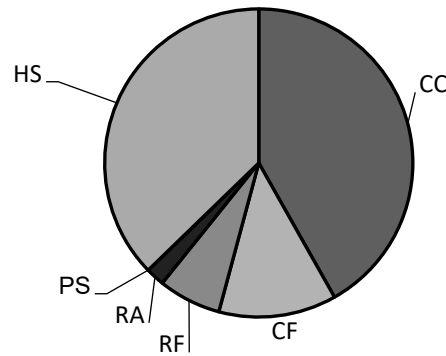
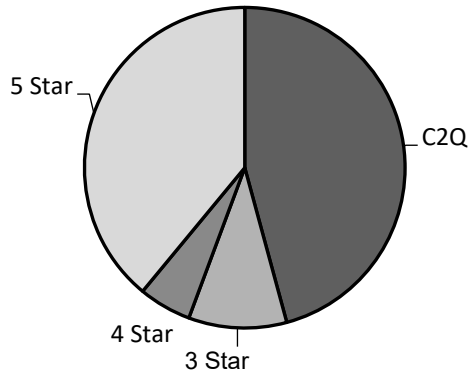
Jackson

Star Rated Programs

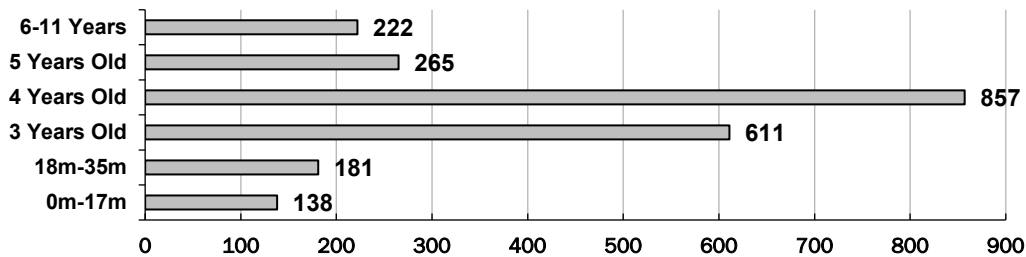
	# Licensed	C2Q	3-Star	4-Star	5-Star
CC	45	14	2	2	2
CF	55	9	9	3	1
RF	54	11	8	0	0
RA	3	1	0	0	0
HS	16	1	0	0	14
PS	22	0	0	0	0
Totals	195	36	19	5	17

CC = Certified Center; CF = Certified Family; RF = Registered Family; RA = Recorded Agency; HS = Head Start; PS = Preschool Program;

Children in Spark Programs: 2,274



Children by Age



Number of Children



County Data Facts

All data as of December 31, 2023



Jefferson

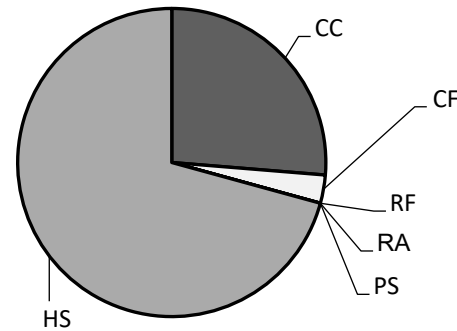
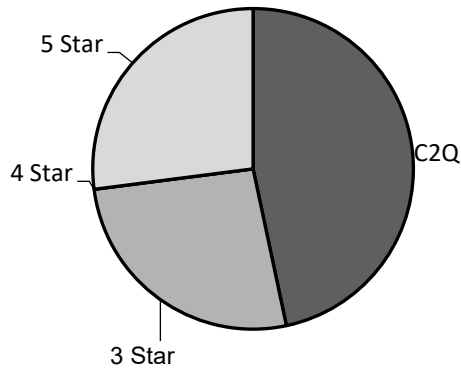
County Spark Participation

Star Rated Programs

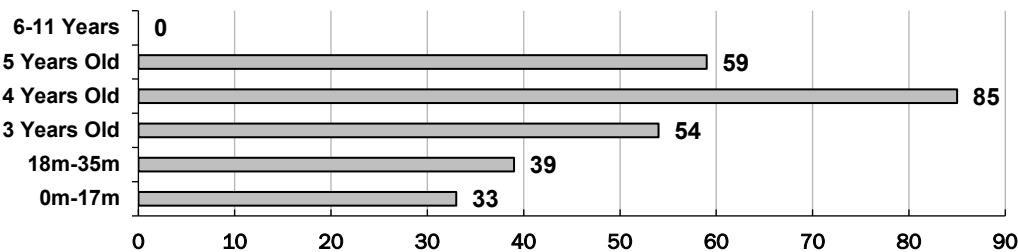
	# Licensed	C2Q	3-Star	4-Star	5-Star
CC	5	0	2	0	0
CF	2	1	0	0	0
RF	7	0	0	0	0
RA	0	0	0	0	0
HS	1	1	0	0	1
PS	2	0	0	0	0
Totals	17	2	2	0	1

CC = Certified Center; CF = Certified Family; RF = Registered Family; RA = Recorded Agency; HS = Head Start; PS = Preschool Program;

Children in Spark Programs: 270



Children by Age



Number of Children



County Data Facts

All data as of December 31, 2023



Josephine

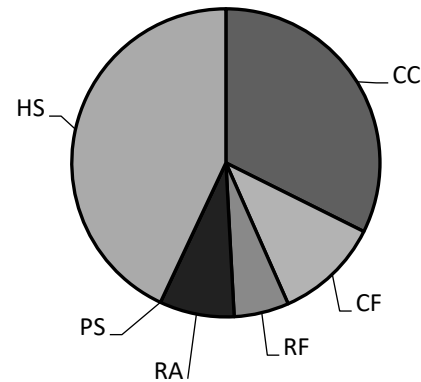
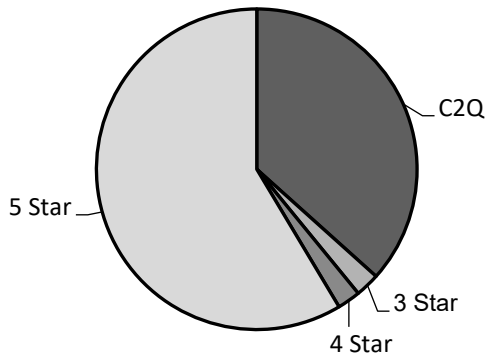
County Spark Participation

Star Rated Programs

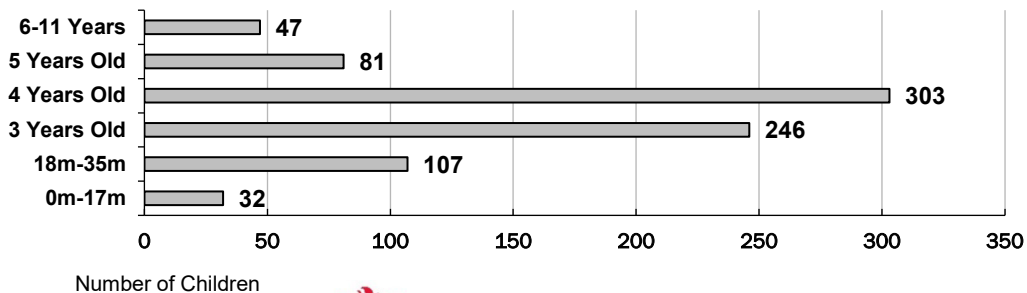
	# Licensed	C2Q	3-Star	4-Star	5-Star
CC	30	7	0	0	1
CF	15	2	2	1	1
RF	10	4	1	0	0
RA	1	0	0	0	1
HS	9	0	0	0	8
PS	8	0	0	0	0
Totals	73	13	3	1	11

CC = Certified Center; CF = Certified Family; RF = Registered Family; RA = Recorded Agency; HS = Head Start; PS = Preschool Program;

Children in Spark Programs: 816




Children by Age



County Data Facts

All data as of December 31, 2023



Klamath

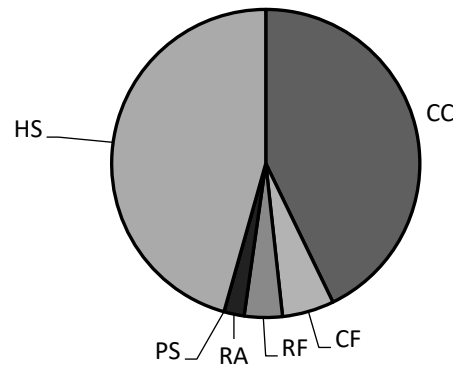
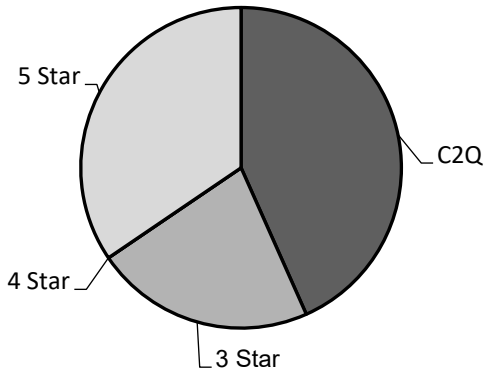
County Spark Participation

Star Rated Programs

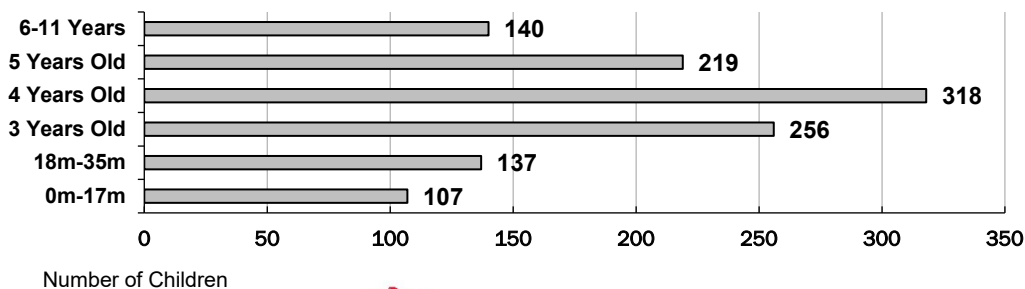
	# Licensed	C2Q	3-Star	4-Star	5-Star
CC	12	4	0	0	1
CF	11	3	2	0	1
RF	25	6	2	0	0
RA	5	3	0	0	0
HS	6	1	1	0	5
PS	5	0	0	0	0
Totals	64	17	5	0	7

CC = Certified Center; CF = Certified Family; RF = Registered Family; RA = Recorded Agency; HS = Head Start; PS = Preschool Program;

Children in Spark Programs: 1,177



Children by Age



County Data Facts

All data as of December 31, 2023



Lake

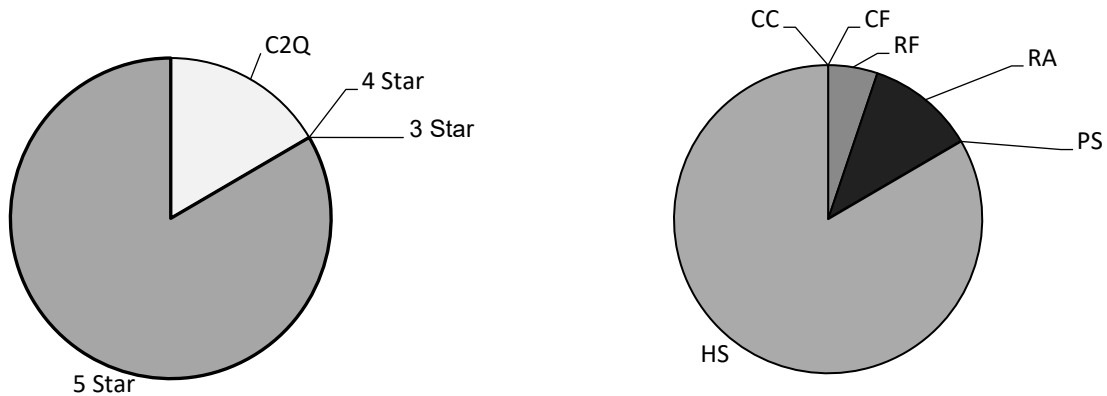
County Spark Participation

Star Rated Programs

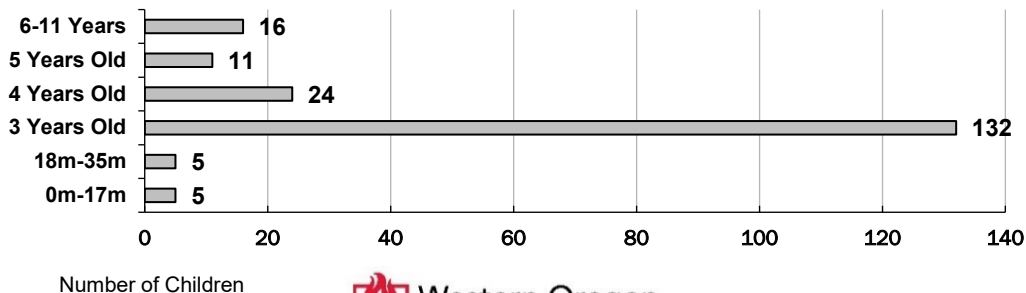
	# Licensed	C2Q	3-Star	4-Star	5-Star
CC	1	0	0	0	0
CF	0	0	0	0	0
RF	2	1	0	0	0
RA	1	1	0	0	0
HS	0	0	0	0	1
PS	1	0	0	0	0
Totals	5	2	0	0	1

CC = Certified Center; CF = Certified Family; RF = Registered Family; RA = Recorded Agency; HS = Head Start; PS = Preschool Program;

Children in Spark Programs: 193



Children by Age



County Data Facts

All data as of December 31, 2023



Lane

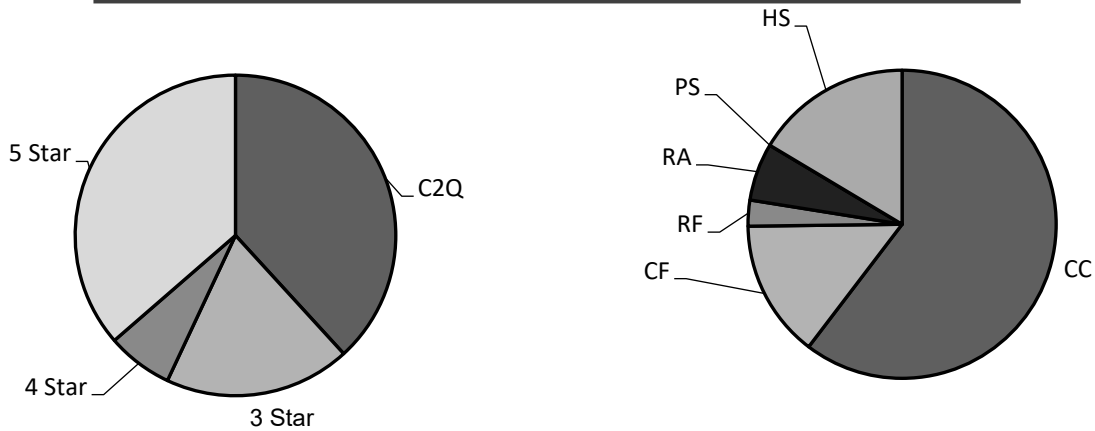
County Spark Participation

Star Rated Programs

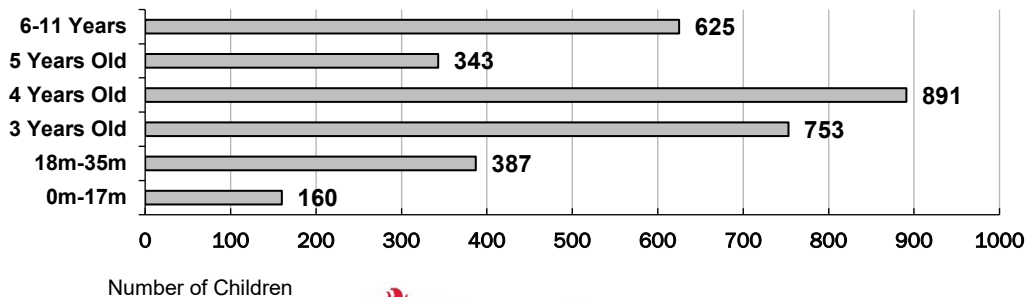
	# Licensed	C2Q	3-Star	4-Star	5-Star
CC	89	17	6	1	12
CF	97	14	8	7	6
RF	80	5	5	0	1
RA	19	6	1	3	2
HS	26	1	0	0	15
PS	43	0	0	0	0
Totals	354	43	20	11	36

CC = Certified Center; CF = Certified Family; RF = Registered Family; RA = Recorded Agency; HS = Head Start; PS = Preschool Program;

Children in Spark Programs: 3,159



Children by Age



County Data Facts

All data as of December 31, 2023



Lincoln

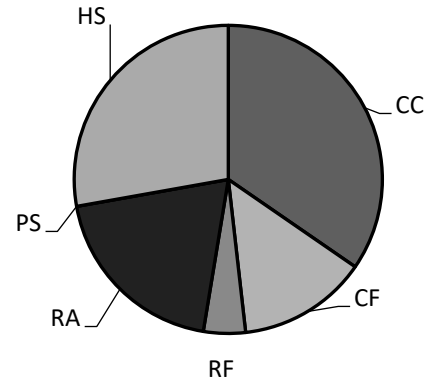
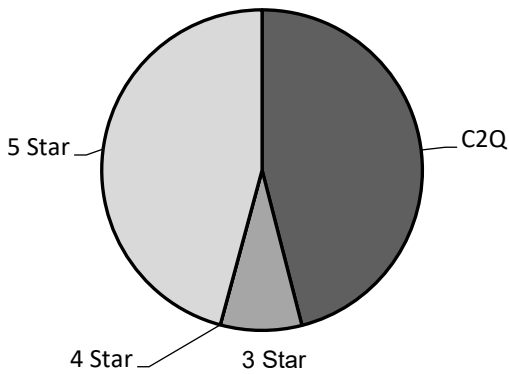
County Spark Participation

Star Rated Programs

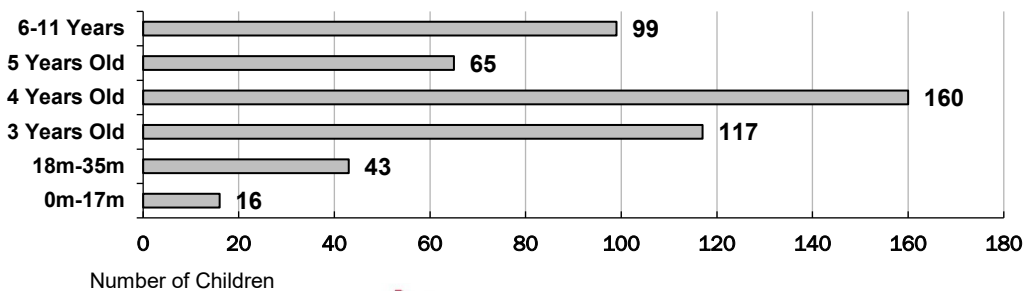
	# Licensed	C2Q	3-Star	4-Star	5-Star
CC	7	2	0	0	1
CF	5	3	1	0	0
RF	8	0	2	0	0
RA	7	5	0	0	0
HS	3	0	0	0	3
PS	5	0	0	0	0
Totals	23	5	3	0	4

CC = Certified Center; CF = Certified Family; RF = Registered Family; RA = Recorded Agency; HS = Head Start; PS = Preschool Program;

Children in Spark Programs: 500



Children by Age



County Data Facts

All data as of December 31, 2023



Linn

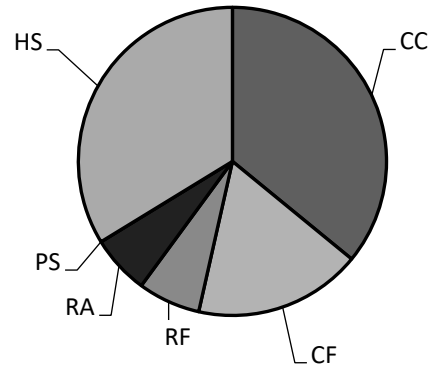
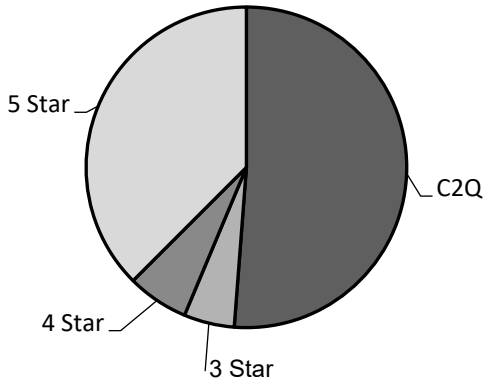
County Spark Participation

Star Rated Programs

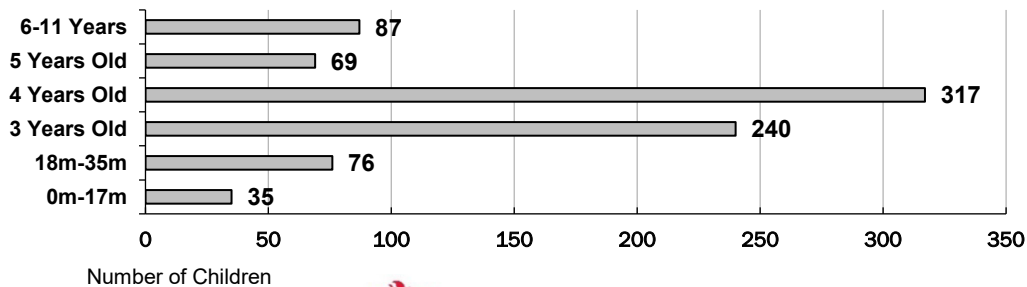
	# Licensed	C2Q	3-Star	4-Star	5-Star
CC	21	6	1	0	1
CF	21	7	1	0	0
RF	42	7	2	0	0
RA	4	0	0	4	0
HS	3	0	0	0	3
PS	14	0	0	0	0
Totals	105	20	4	4	4

CC = Certified Center; CF = Certified Family; RF = Registered Family; RA = Recorded Agency; HS = Head Start; PS = Preschool Program;

Children in Spark Programs: 824



Children by Age



County Data Facts

All data as of December 31, 2023



Malheur

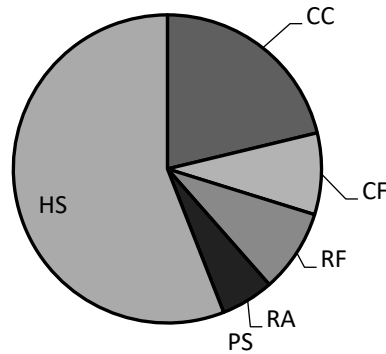
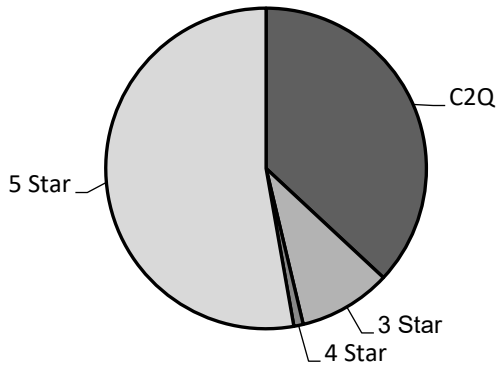
County Spark Participation

Star Rated Programs

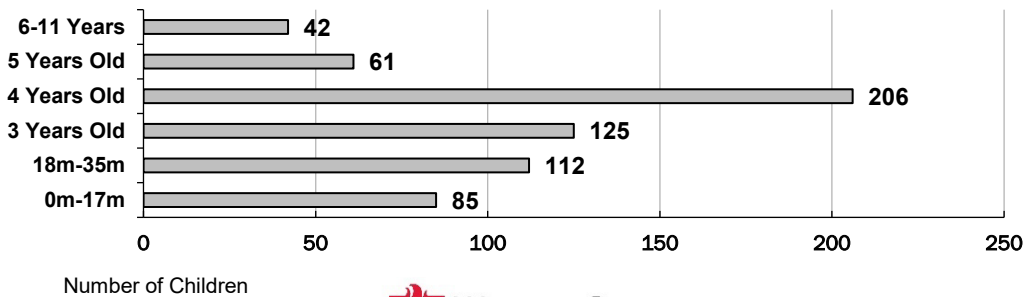
	# Licensed	C2Q	3-Star	4-Star	5-Star
CC	8	4	0	0	0
CF	6	2	2	0	0
RF	8	3	3	1	0
RA	0	2	0	0	0
HS	7	1	0	0	4
PS	3	0	0	0	0
Totals	32	12	5	1	4

CC = Certified Center; CF = Certified Family; RF = Registered Family; RA = Recorded Agency; HS = Head Start; PS = Preschool Program;

Children in Spark Programs: 631



Children by Age



County Data Facts

All data as of December 31, 2023



Marion

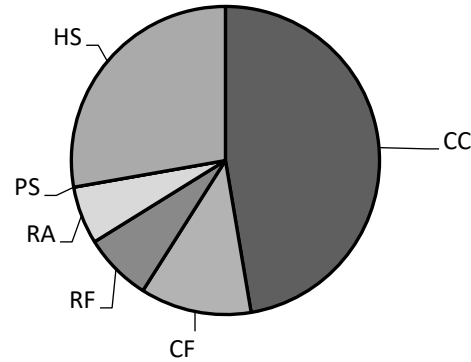
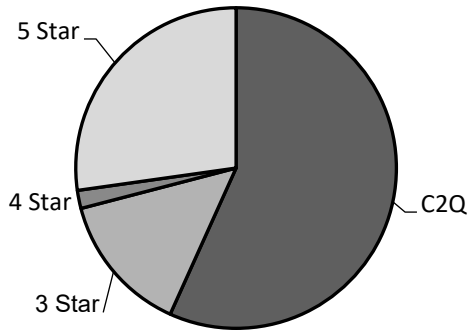
County Spark Participation

Star Rated Programs

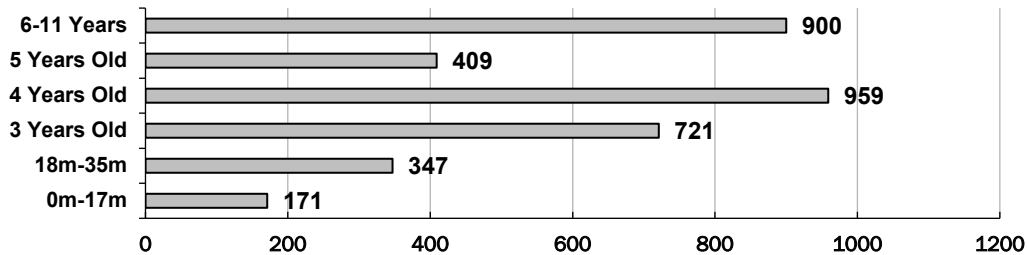
	# Licensed	C2Q	3-Star	4-Star	5-Star
CC	89	34	2	2	1
CF	94	14	9	3	10
RF	144	25	7	0	1
RA	18	6	1	0	3
HS	20	2	1	0	17
PS	33	0	0	0	0
Totals	398	81	20	5	32

CC = Certified Center; CF = Certified Family; RF = Registered Family; RA = Recorded Agency; HS = Head Start; PS = Preschool Program;

Children in Spark Programs: 3,507



Children by Age



Number of Children



Western Oregon
UNIVERSITY

The Research Institute

County Data Facts

All data as of December 31, 2023



Morrow

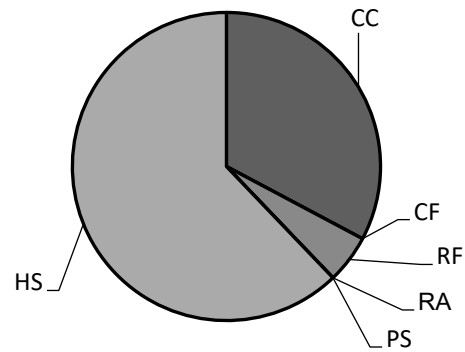
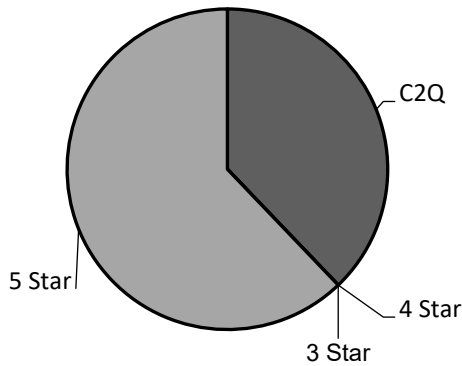
County Spark Participation

Star Rated Programs

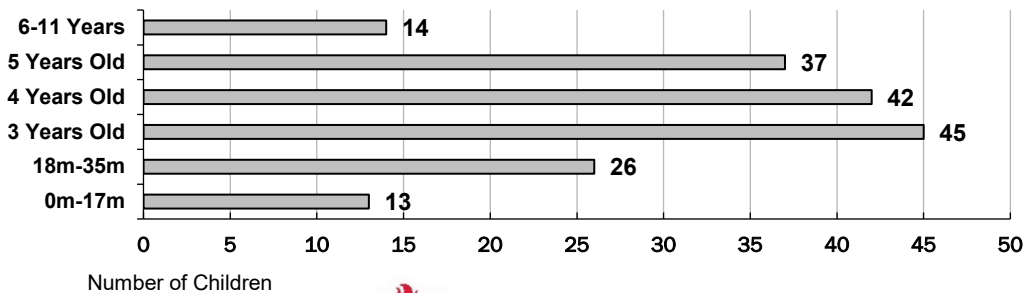
	# Licensed	C2Q	3-Star	4-Star	5-Star
CC	5	1	0	0	0
CF	0	0	0	0	0
RF	1	1	0	0	0
RA	2	0	0	0	0
HS	0	0	0	0	2
PS	3	0	0	0	0
Totals	11	2	0	0	2

CC = Certified Center; CF = Certified Family; RF = Registered Family; RA = Recorded Agency; HS = Head Start; PS = Preschool Program;

Children in Spark Programs: 177




Children by Age



County Data Facts

All data as of December 31, 2023



Multnomah

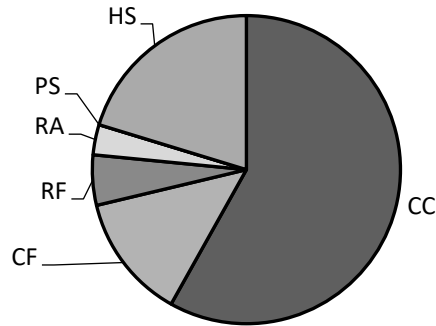
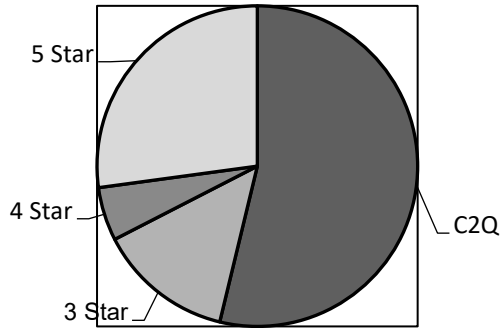
County Spark Participation

Star Rated Programs

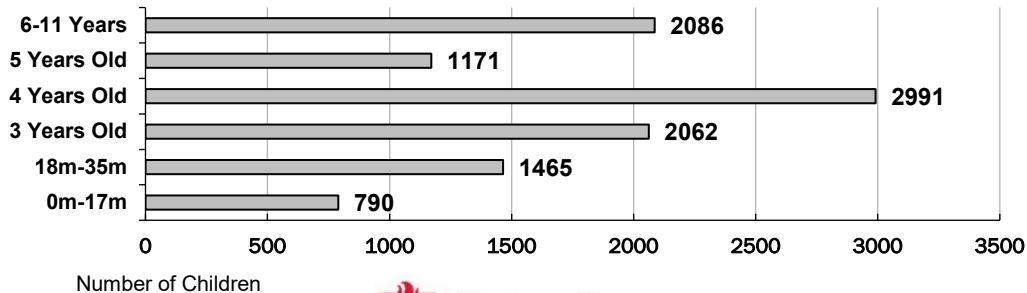
	# Licensed	C2Q	3-Star	4-Star	5-Star
CC	288	65	13	6	11
CF	281	68	15	4	14
RF	302	52	21	0	0
RA	18	6	2	1	2
HS	51	2	2	0	38
PS	75	0	0	0	0
Totals	1,015	193	53	11	65

CC = Certified Center; CF = Certified Family; RF = Registered Family; RA = Recorded Agency; HS = Head Start; PS = Preschool Program;

Children in Spark Programs: 10,565



Children by Age



County Data Facts

All data as of December 31, 2023



Polk

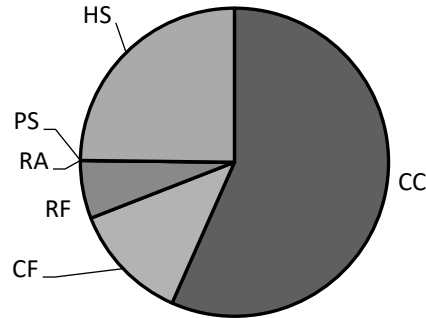
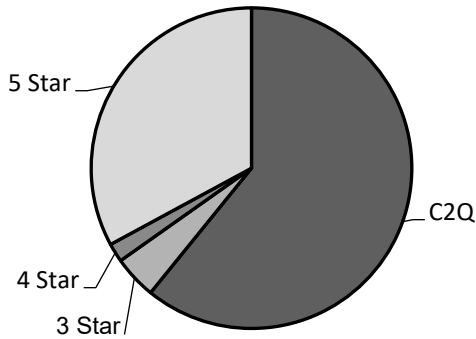
County Spark Participation

Star Rated Programs

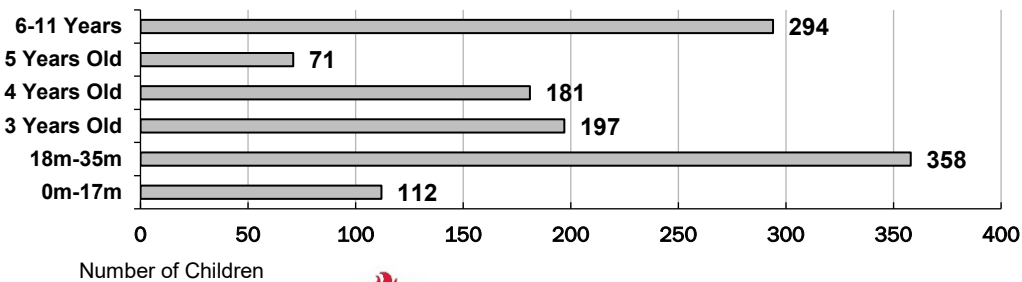
	# Licensed	C2Q	3-Star	4-Star	5-Star
CC	23	9	1	0	3
CF	28	10	1	1	2
RF	27	6	2	1	0
RA	2	0	0	0	0
HS	5	0	0	0	5
PS	7	0	0	0	0
Totals	92	25	4	2	10

CC = Certified Center; CF = Certified Family; RF = Registered Family; RA = Recorded Agency; HS = Head Start; PS = Preschool Program;

Children in Spark Programs: 1,213



Children by Age



County Data Facts

All data as of December 31, 2023



Sherman

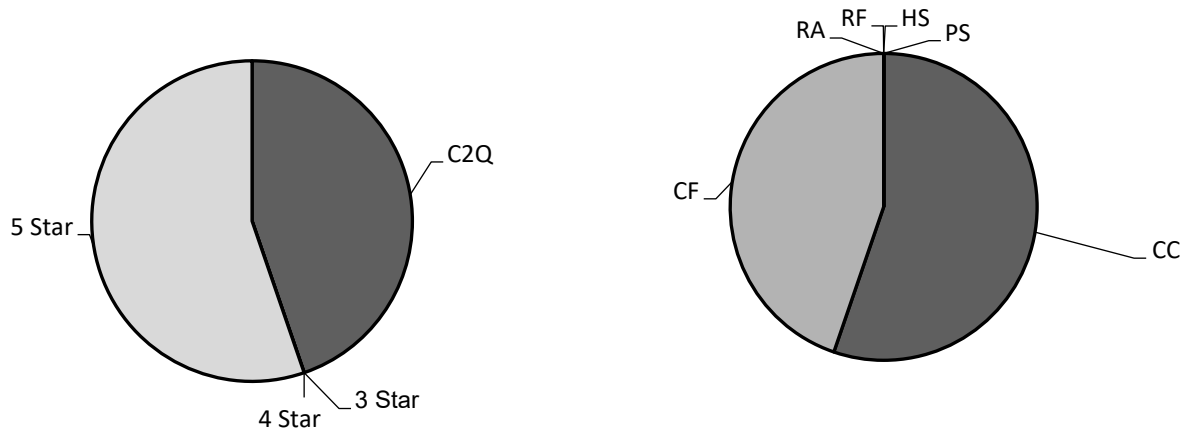
County Spark Participation

Star Rated Programs

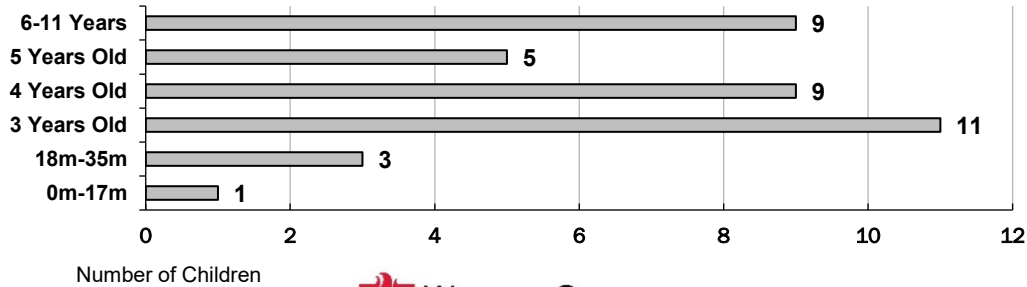
	# Licensed	C2Q	3-Star	4-Star	5-Star
CC	0	0	0	0	1
CF	2	1	0	0	0
RF	0	0	0	0	0
RA	0	0	0	0	0
HS	1	0	0	0	0
PS	0	0	0	0	0
Totals	3	1	0	0	1

CC = Certified Center; CF = Certified Family; RF = Registered Family; RA = Recorded Agency; HS = Head Start; PS = Preschool Program;

Children in Spark Programs: 38




Children by Age



County Data Facts

All data as of December 31, 2023



Tillamook

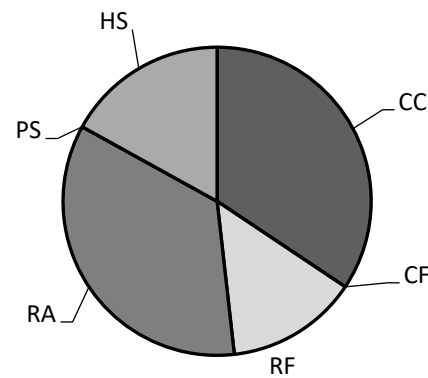
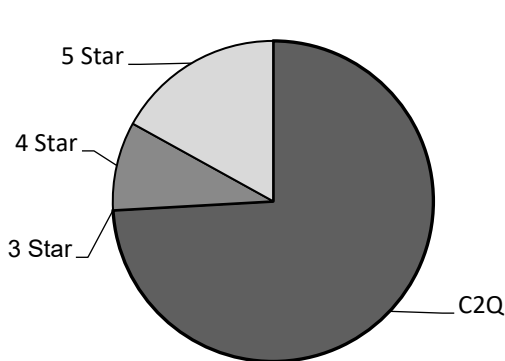
County Spark Participation

Star Rated Programs

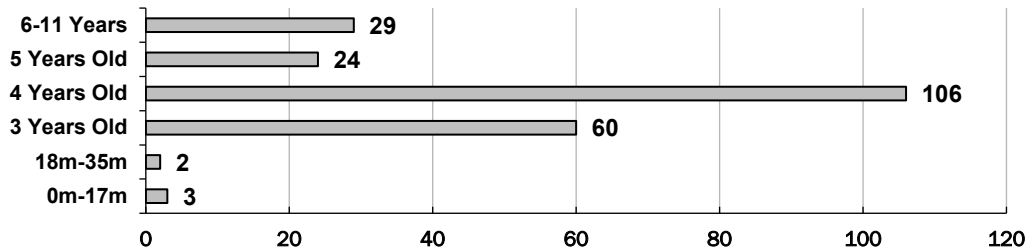
	# Licensed	C2Q	3-Star	4-Star	5-Star
CC	1	2	0	0	0
CF	2	0	0	0	0
RF	2	2	0	0	0
RA	6	3	0	1	0
HS	3	0	0	0	1
PS	6	0	0	0	0
Totals	20	7	0	1	1

CC = Certified Center; CF = Certified Family; RF = Registered Family; RA = Recorded Agency; HS = Head Start; PS = Preschool Program;

Children in Spark Programs: 224



Children by Age



Number of Children

County Data Facts

All data as of December 31, 2023



Umatilla

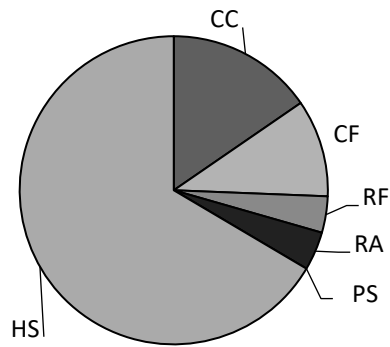
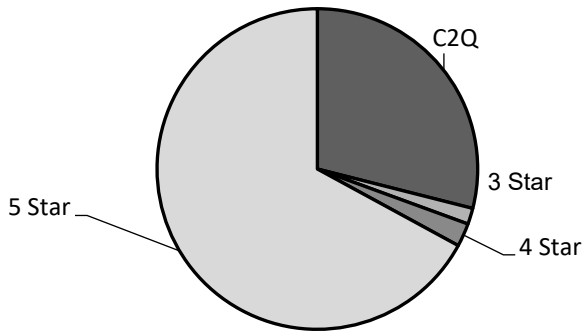
County Spark Participation

Star Rated Programs

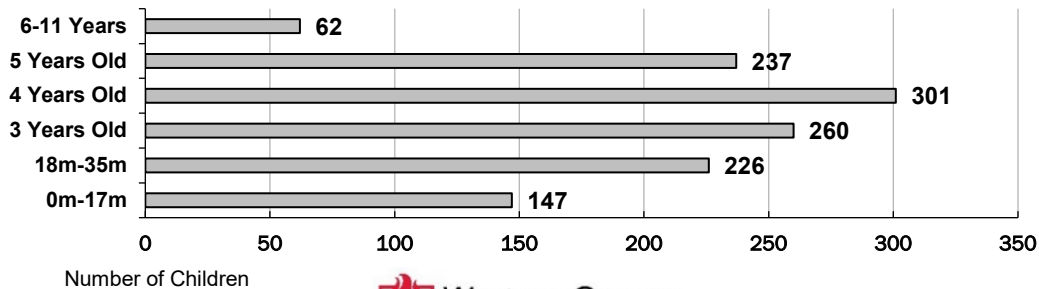
	# Licensed	C2Q	3-Star	4-Star	5-Star
CC	17	3	0	0	1
CF	19	5	2	1	2
RF	33	4	0	1	0
RA	5	4	0	0	0
HS	7	1	0	0	10
PS	11	0	0	0	0
Totals	92	17	2	2	13

CC = Certified Center; CF = Certified Family; RF = Registered Family; RA = Recorded Agency; HS = Head Start; PS = Preschool Program;

Children in Spark Programs: 1,233



Children by Age



County Data Facts

All data as of December 31, 2023



Union

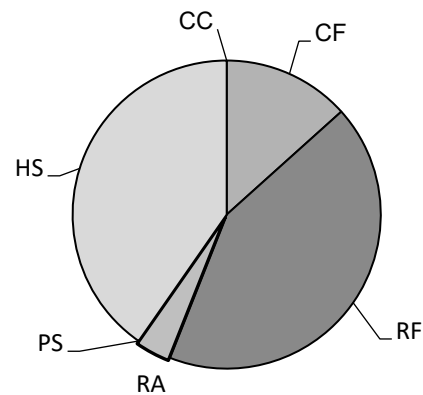
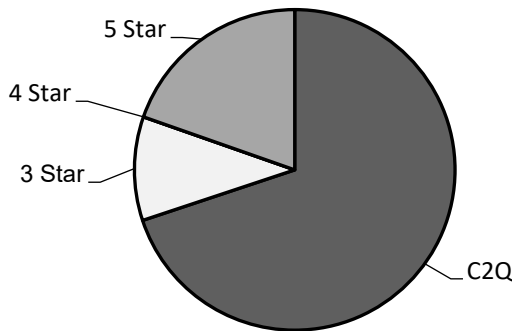
County Spark Participation

Star Rated Programs

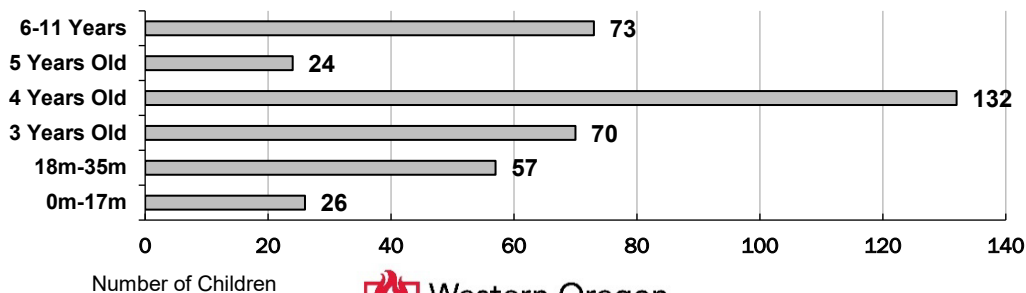
	# Licensed	C2Q	3-Star	4-Star	5-Star
CC	2	0	0	0	0
CF	4	3	1	0	0
RF	22	13	3	0	0
RA	5	4	0	0	0
HS	8	1	0	0	4
PS	11	0	0	0	0
Totals	52	21	4	0	4

CC = Certified Center; CF = Certified Family; RF = Registered Family; RA = Recorded Agency; HS = Head Start; PS = Preschool Program;

Children in Spark Programs: 382



Children by Age



County Data Facts

All data as of December 31, 2023



Wallowa

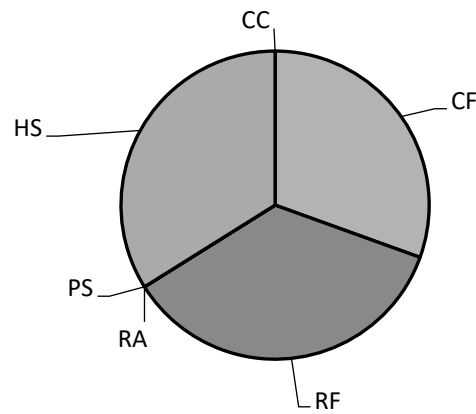
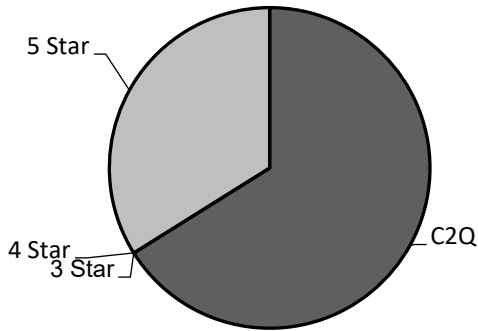
County Spark Participation

Star Rated Programs

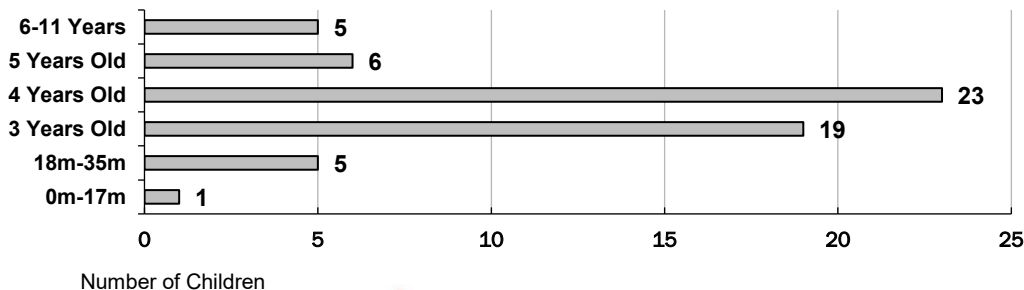
	# Licensed	C2Q	3-Star	4-Star	5-Star
CC	0	0	0	0	0
CF	5	2	0	0	0
RF	2	2	0	0	0
RA	1	0	0	0	0
HS	1	0	0	0	1
PS	1	0	0	0	0
Totals	10	4	0	0	1

CC = Certified Center; CF = Certified Family; RF = Registered Family; RA = Recorded Agency; HS = Head Start; PS = Preschool Program;

Children in Spark Programs: 59



Children by Age



County Data Facts

All data as of December 31, 2023



Wasco

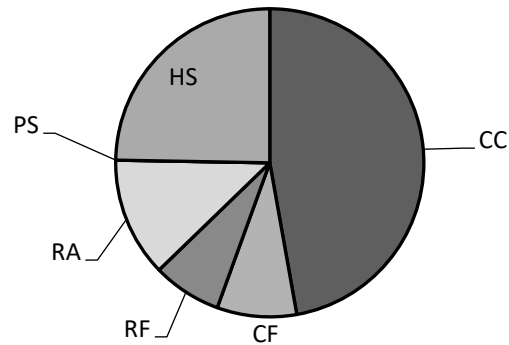
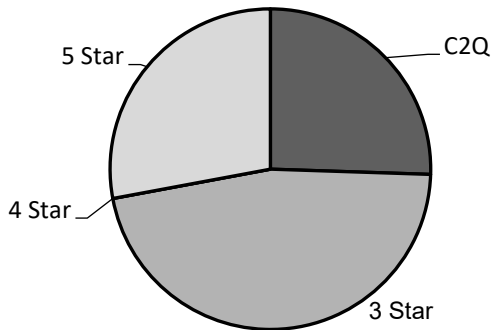
County Spark Participation

Star Rated Programs

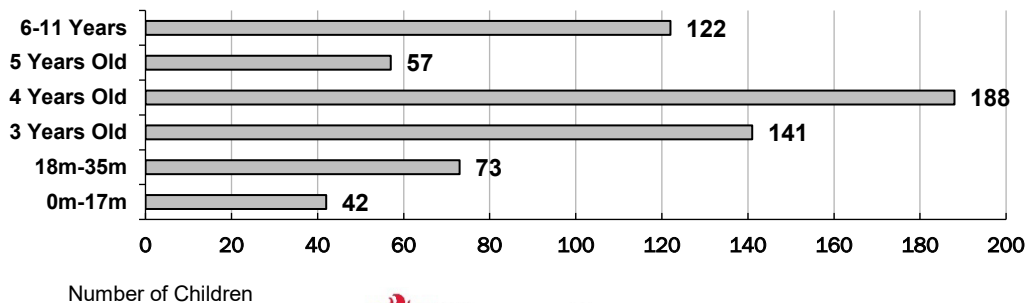
	# Licensed	C2Q	3-Star	4-Star	5-Star
CC	3	1	1	0	0
CF	6	2	1	0	1
RF	15	3	2	0	0
RA	7	2	0	0	0
HS	5	0	0	0	4
PS	4	0	0	0	0
Totals	40	8	4	0	5

CC = Certified Center; CF = Certified Family; RF = Registered Family; RA = Recorded Agency; HS = Head Start; PS = Preschool Program;

Children in Spark Programs: 623




Children by Age



County Data Facts

All data as of December 31, 2023



Washington

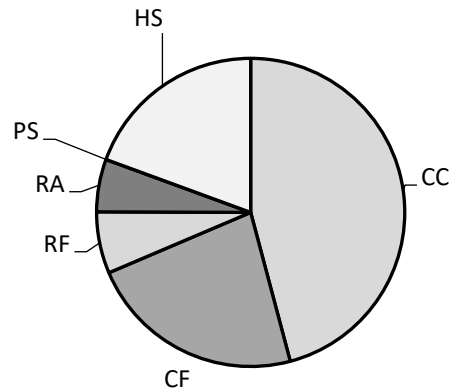
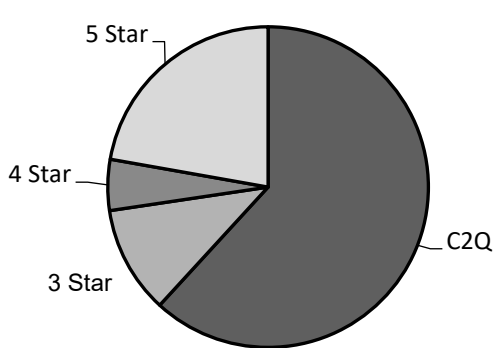
County Spark Participation

Star Rated Programs

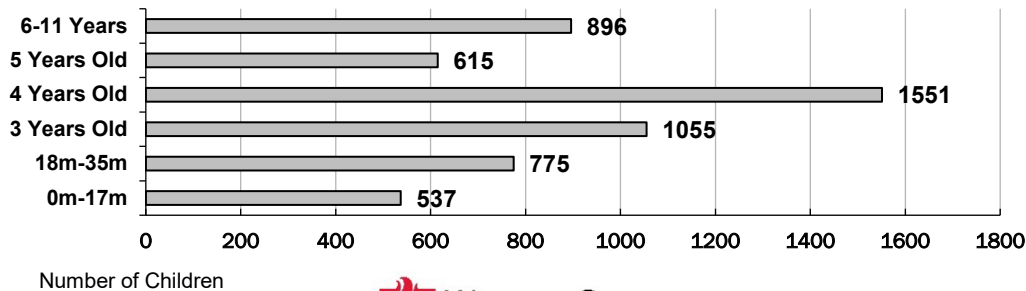
	# Licensed	C2Q	3-Star	4-Star	5-Star
CC	224	38	0	4	1
CF	257	81	17	4	6
RF	190	40	7	2	1
RA	18	6	2	0	3
HS	22	2	1	0	14
PS	71	0	0	0	0
Totals	782	167	27	10	25

CC = Certified Center; CF = Certified Family; RF = Registered Family; RA = Recorded Agency; HS = Head Start; PS = Preschool Program;

Children in Spark Programs: 5,429



Children by Age



County Data Facts

All data as of December 31, 2023



Wheeler

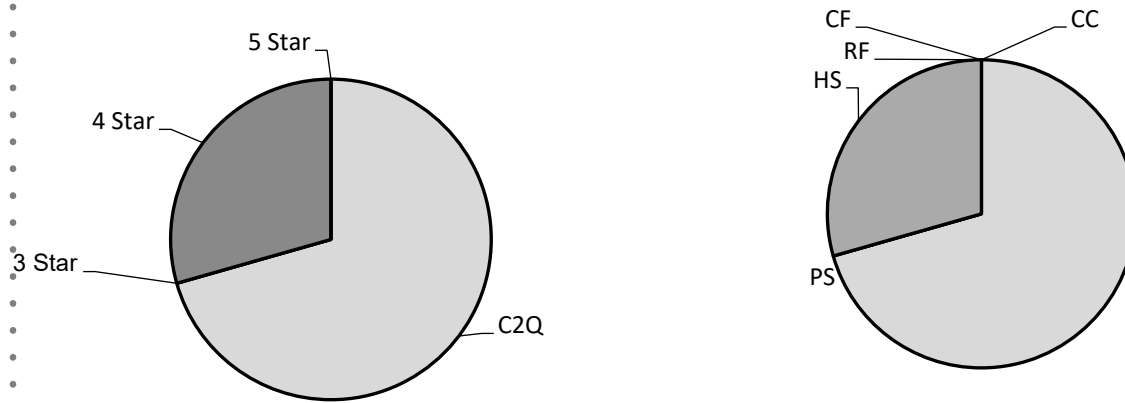
County Spark Participation

Star Rated Programs

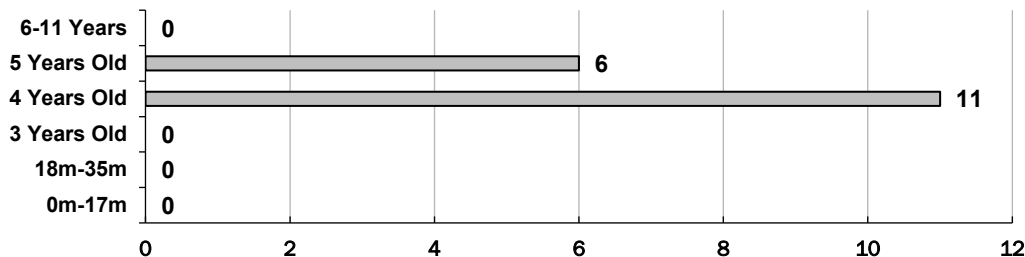
	# Licensed	C2Q	3-Star	4-Star	5-Star
CC	0	0	0	0	0
CF	0	0	0	0	0
RF	0	0	0	0	0
RA	2	1	0	0	0
HS	0	0	0	1	0
PS	0	0	0	0	0
Totals	2	1	0	1	0

CC = Certified Center; CF = Certified Family; RF = Registered Family; RA = Recorded Agency; HS = Head Start; PS = Preschool Program;

Children in Spark Programs: 17



Children by Age



Number of Children



County Data Facts

All data as of December 31, 2023



Yamhill

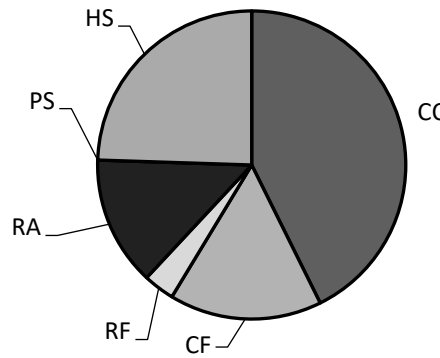
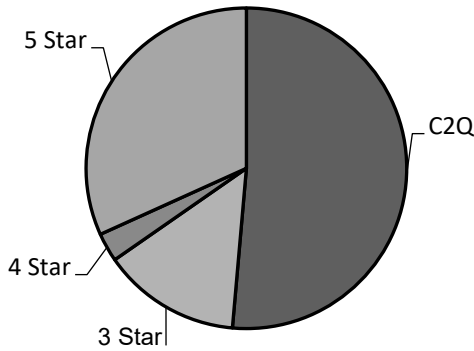
County Spark Participation

Star Rated Programs

	# Licensed	C2Q	3-Star	4-Star	5-Star
CC	35	8	1	0	0
CF	27	2	2	3	1
RF	23	1	0	0	1
RA	5	0	0	0	0
HS	5	0	0	0	3
PS	0	0	0	0	0
Totals	95	11	3	3	5

CC = Certified Center; CF = Certified Family; RF = Registered Family; RA = Recorded Agency; HS = Head Start; PS = Preschool Program;

Children in Spark Programs: 825



Children by Age

