



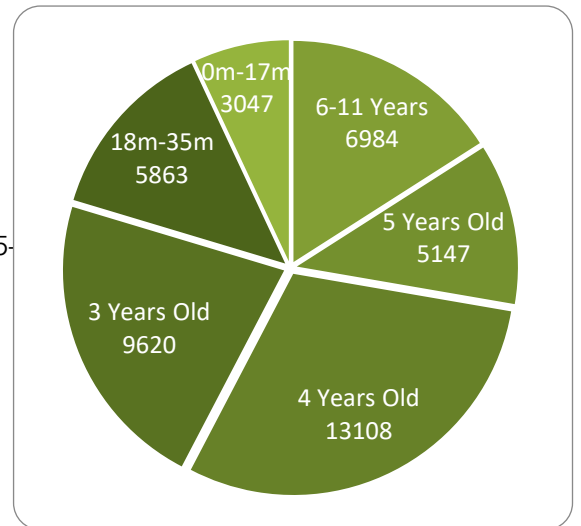
Data Facts

March 31, 2024
Oregonspark.org

Spark, Oregon's Quality Rating and Improvement System is a system designed to raise the quality and consistency of early learning programs across the state. Spark aligns with the national trend of QRISs that recognizes, rewards, and builds on the current quality of early learning. Spark provides a framework for program quality improvement while providing a tool that helps parents looking for quality early learning and care options.

Visit <http://www.oregonspark.org> for more information on requirements and standards.

There were 43,769 children in Early Learning & Development Programs (ELDPs) that had achieved a Commitment to Quality (C2Q) rating or above. 9 in 10 (89%) of those children are in child care centers, 13% are in certified family child care, and 6% are in registered family child care. ELDPs that have attained a 3-, 4-, or 5-star rating provide service to 21,417 children. The age distribution of children in C2Q or star rated programs is highlighted in the figure. Head Start programs participating in the QRIS provide services to 11,845 children.



Total Children in Programs Participating in QRIS

43,769








This report reflects information gathered as of Mar 31, 2024.

For additional information please contact: 1-877-768-8290

Data Fact Archive

We have received 1960 portfolios. This includes 741 resubmissions for a higher rating. Of these 741 resubmissions, 740 have already been rescored, with 643 programs moving up in ratings.

622 Star Rated Programs

	Number of Licensed Programs	Achieved Commitment to Quality (C2Q)	3	4	5
 CC	1,112	278	40	19	53
 CF	1,055	281	83	30	54
 RF	1,198	232	77	7	8
 RA	146	63	13	12	20
 HS	352	22	4	1	199
 PS	387	0	1	1	0
 Totals	4,250	876	218	70	334

CC = Certified Center; CF = Certified Family; RF = Registered Family; RA = Recorded Agency; HS = Head Start; PS = Preschool Program

Alternative Pathway (AP) indicates programs that are license exempt due to their association with school districts. These School Partner programs may have been licensed in the past and are still eligible for Spark participation. There are other School Partner programs that are not currently participating in Spark. However, the full list is not available yet so there may be discrepancies in the Data Facts until all School Partners and School Partners participating in Spark (AP) can be identified.

This report reflects information gathered as of Mar 31, 2024.
For additional information please contact: 1-877-768-8290

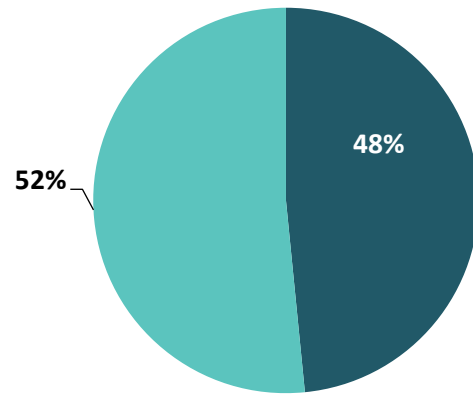
[Data Fact Archive](#)

Participation

This infographic shows the percentage of child care programs participating in Oregon's Spark by county.

Breakdown by Type

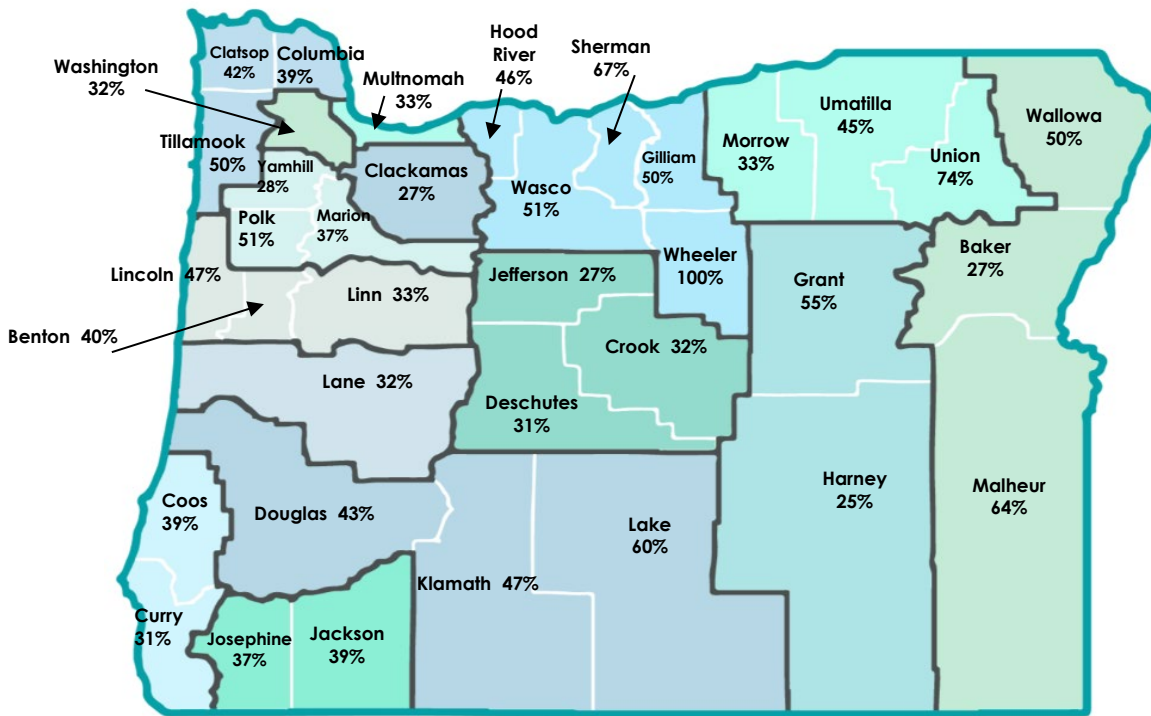
Centers includes licensed, non-licensed recorded agencies, and Head Start programs. Family Child Care includes both large certified family and small registered family programs. There are 1498 programs participating in total.



■ Centers ■ Family Child Care

Breakdown by Participation

Participation is a percentage of the total number of eligible programs in each county.



Produced by the Center on Research, Evaluation & Analysis - The Research Institute at Western Oregon University

County Data Facts

All data as of March 31, 2024



Baker

County Spark Participation

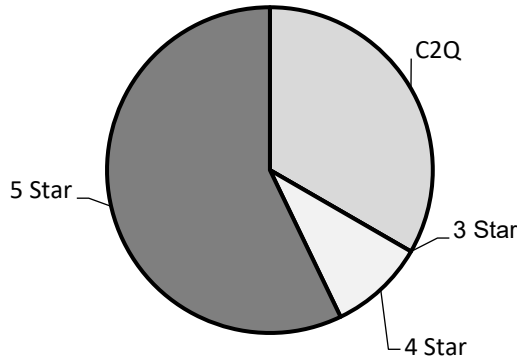
Star Rated Programs

	# Licensed	C2Q	3-Star	4-Star	5-Star
CC	2	2	0	1	0
CF	2	1	0	0	0
RF	9	1	0	0	0
RA	2	0	0	0	0
HS	3	0	0	0	1
PS	4	0	0	0	0
Totals	22	4	0	1	1

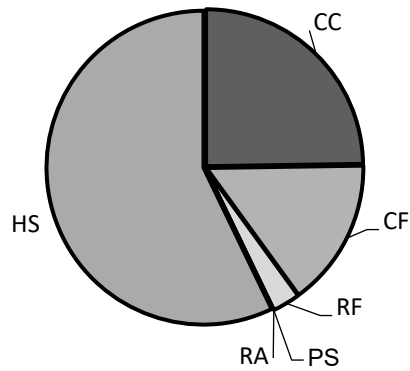
CC = Certified Center; CF = Certified Family; RF = Registered Family; RA = Recorded Agency; HS = Head Start; PS = Preschool Program

Children in Spark Programs: 105

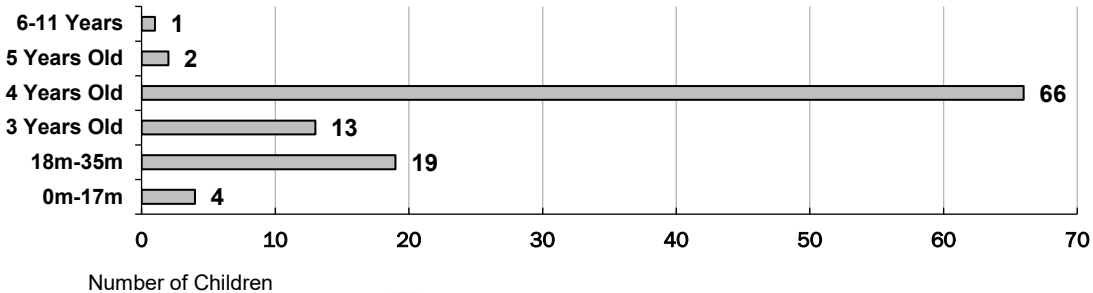
Children by Designation



Children by Program Type



Children by Age



County Data Facts

All data as of March 31, 2024



Benton

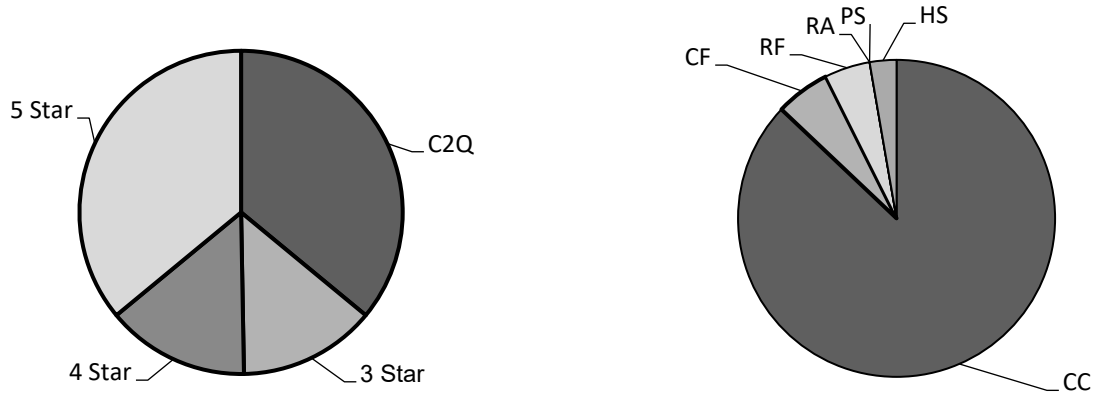
County Spark Participation

Star Rated Programs

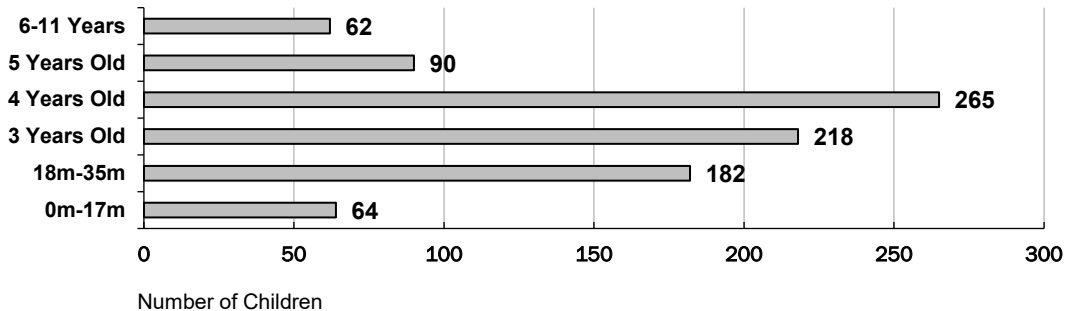
	# Licensed	C2Q	3-Star	4-Star	5-Star
CC	24	7	1	2	5
CF	13	2	1	0	1
RF	14	3	0	2	0
RA	0	0	0	0	0
HS	7	1	0	0	1
PS	7	0	0	0	0
Totals	65	13	2	4	7

CC = Certified Center; CF = Certified Family; RF = Registered Family; RA = Recorded Agency; HS = Head Start; PS = Preschool Program;

Children in Spark Programs: 881



Children by Age



County Data Facts

All data as of March 31, 2024



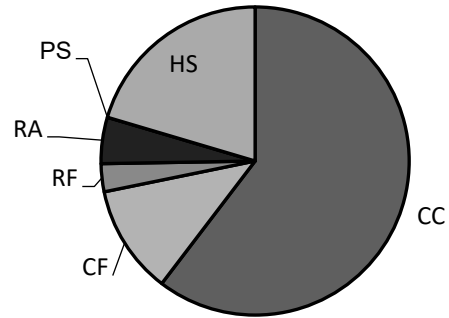
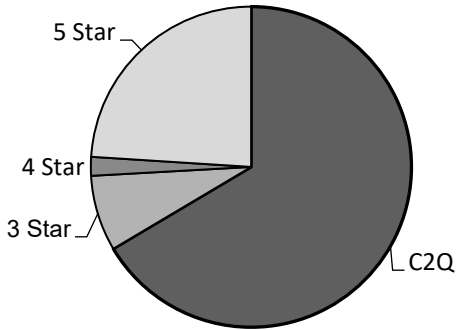
Clackamas

Star Rated Programs

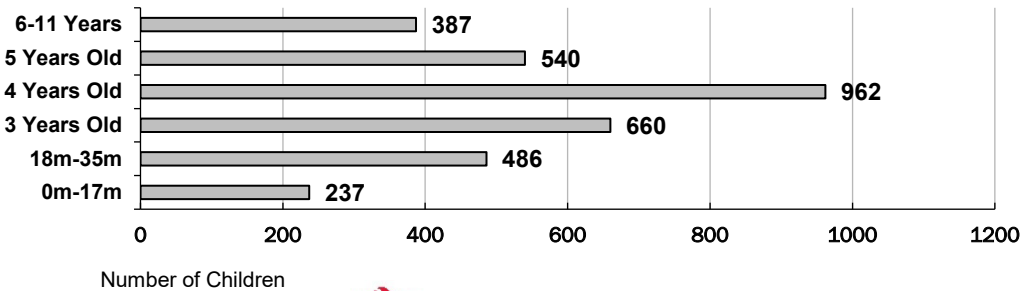
	# Licensed	C2Q	3-Star	4-Star	5-Star
CC	112	22	3	1	2
CF	65	17	5	1	3
RF	72	9	3	1	0
RA	6	5	1	0	0
HS	16	3	0	0	11
PS	50	0	0	0	0
Totals	321	56	12	3	16

CC = Certified Center; CF = Certified Family; RF = Registered Family; RA = Recorded Agency; HS = Head Start; PS = Preschool Program;

Children in Spark Programs: 3,272



Children by Age



County Data Facts

All data as of March 31, 2024



Clatsop

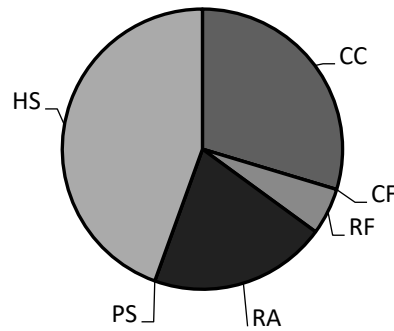
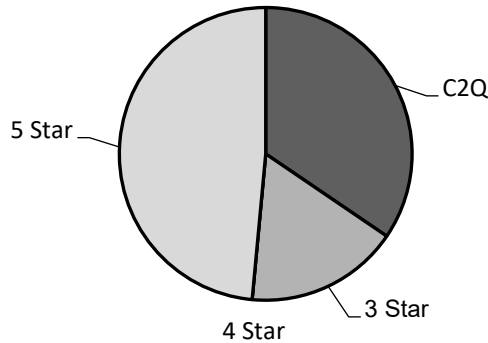
County Spark Participation

Star Rated Programs

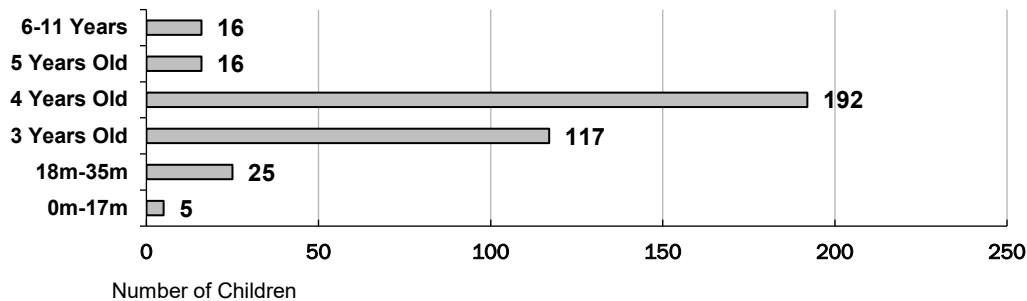
	# Licensed	C2Q	3-Star	4-Star	5-Star
CC	10	2	1	0	0
CF	3	0	0	0	0
RF	7	2	1	0	0
RA	4	2	1	0	1
HS	3	0	0	0	3
PS	4	2	0	0	0
Totals	31	8	3	0	4

CC = Certified Center; CF = Certified Family; RF = Registered Family; RA = Recorded Agency; HS = Head Start; PS = Preschool Program;

Children in Spark Programs: 371



Children by Age



County Data Facts

All data as of March 31, 2024



Columbia

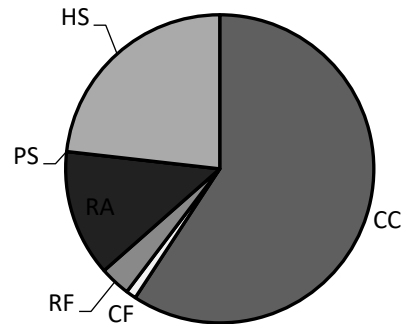
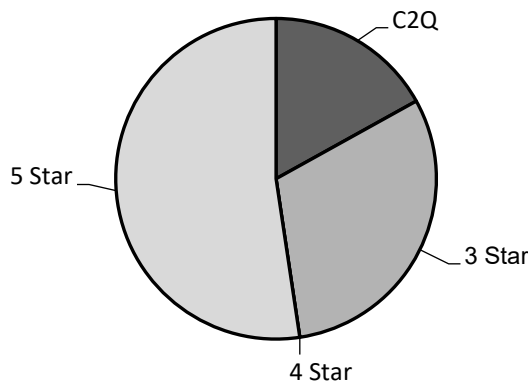
County Spark Participation

Star Rated Programs

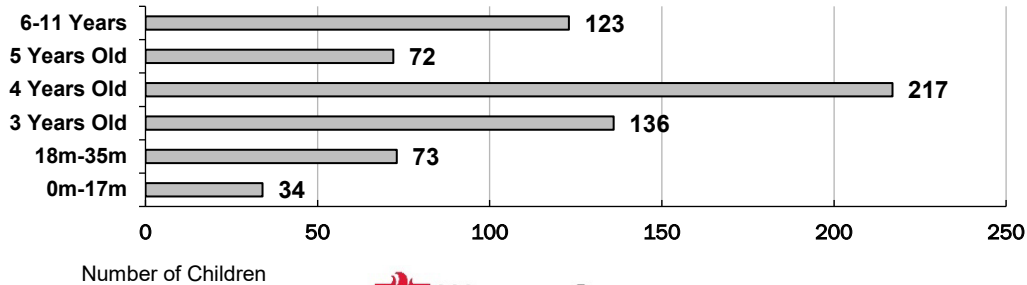
	# Licensed	C2Q	3-Star	4-Star	5-Star
CC	5	2	2	0	1
CF	5	1	0	0	0
RF	17	3	1	0	0
RA	3	0	1	0	4
HS	9	0	0	0	4
PS	10	0	0	0	0
Totals	49	6	4	0	9

CC = Certified Center; CF = Certified Family; RF = Registered Family; RA = Recorded Agency; HS = Head Start; PS = Preschool Program;

Children in Spark Programs: 655



Children by Age



County Data Facts

All data as of March 31, 2024



Coos

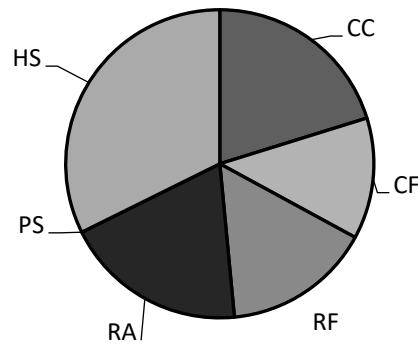
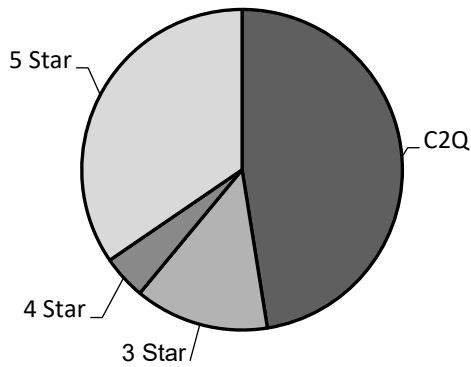
County Spark Participation

Star Rated Programs

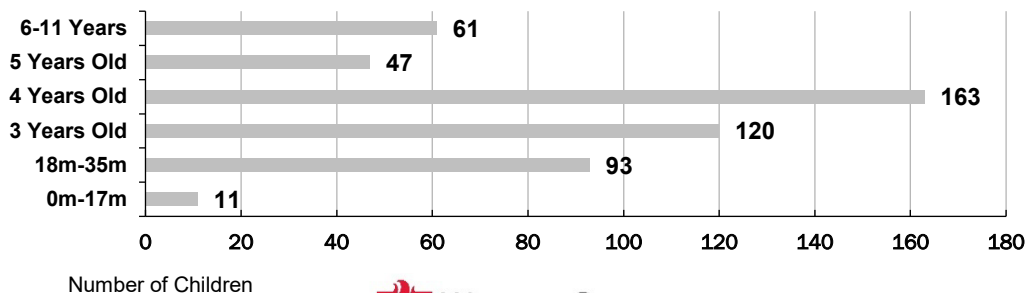
	# Licensed	C2Q	3-Star	4-Star	5-Star
CC	9	2	1	0	0
CF	5	1	1	1	0
RF	35	8	1	0	2
RA	3	2	0	0	0
HS	7	0	0	0	5
PS	3	0	0	0	0
Totals	62	13	3	1	7

CC = Certified Center; CF = Certified Family; RF = Registered Family; RA = Recorded Agency; HS = Head Start; PS = Preschool Program;

Children in Spark Programs: 495



Children by Age



County Data Facts

All data as of March 31, 2024



Crook

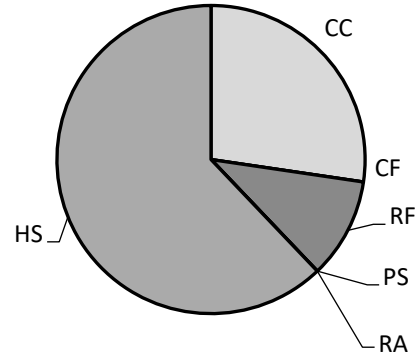
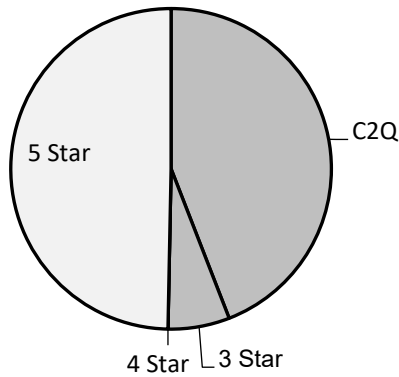
County Spark Participation

Star Rated Programs

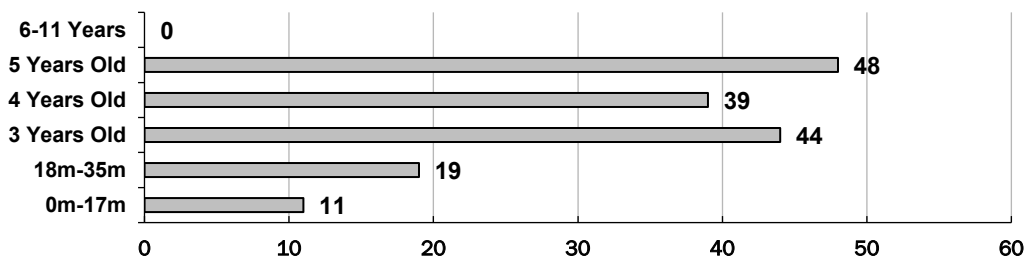
	# Licensed	C2Q	3-Star	4-Star	5-Star
CC	5	1	0	0	1
CF	6	0	0	0	0
RF	4	1	1	0	0
RA	0	0	0	0	0
HS	2	1	0	0	1
PS	2	0	0	0	0
Totals	19	3	1	0	2

CC = Certified Center; CF = Certified Family; RF = Registered Family; RA = Recorded Agency; HS = Head Start; PS = Preschool Program

Children in Spark Programs: 161



Children by Age



Number of Children



County Data Facts

All data as of March 31, 2024



Curry

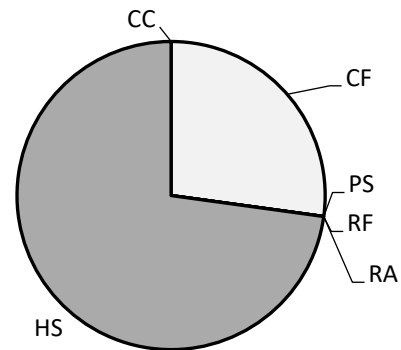
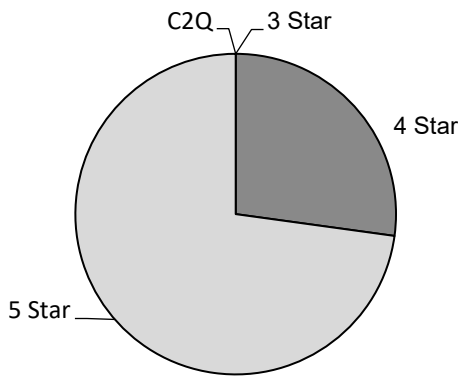
County Spark Participation

Star Rated Programs

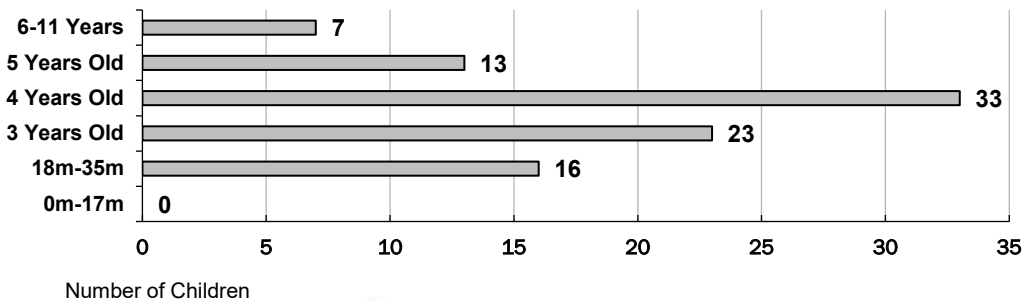
	# Licensed	C2Q	3-Star	4-Star	5-Star
CC	2	0	0	0	0
CF	2	0	0	1	0
RF	4	0	0	0	0
RA	0	0	0	0	0
HS	5	0	0	0	3
PS	0	0	0	0	0
Totals	13	0	0	1	3

CC = Certified Center; CF = Certified Family; RF = Registered Family; RA = Recorded Agency; HS = Head Start; PS = Preschool Program;

Children in Spark Programs: 92




Children by Age



County Data Facts

All data as of March 31, 2024



Deschutes

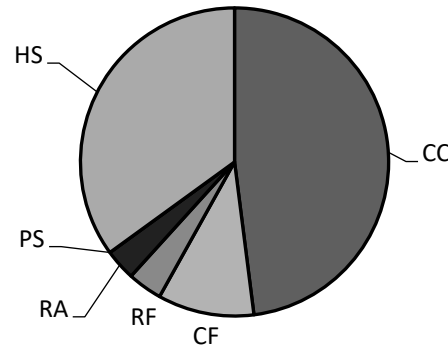
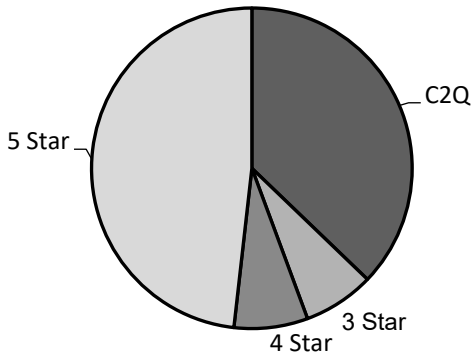
County Spark Participation

Star Rated Programs

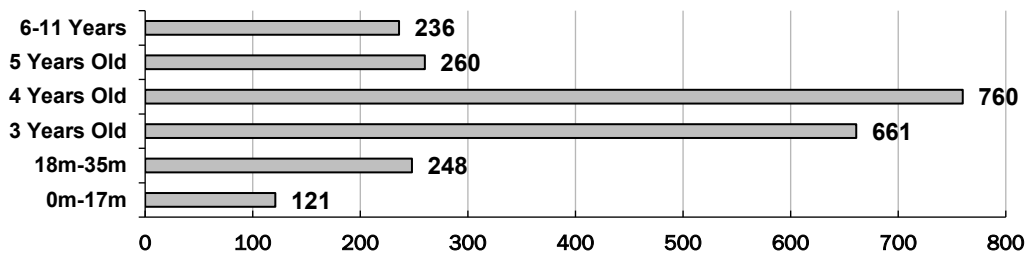
	# Licensed	C2Q	3-Star	4-Star	5-Star
CC	66	12	2	2	5
CF	39	12	3	0	1
RF	48	9	3	0	0
RA	3	2	1	0	0
HS	12	0	0	0	7
PS	22	0	0	0	0
Totals	190	35	9	2	13

CC = Certified Center; CF = Certified Family; RF = Registered Family; RA = Recorded Agency; HS = Head Start; PS = Preschool Program;

Children in Spark Programs: 2,286



Children by Age



Number of Children

County Data Facts

All data as of March 31, 2024



Douglas

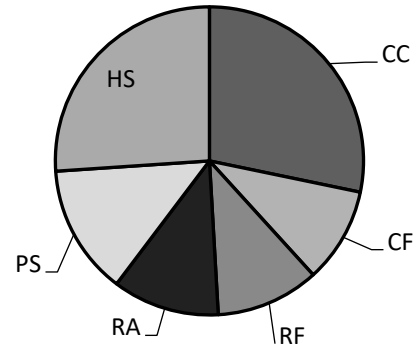
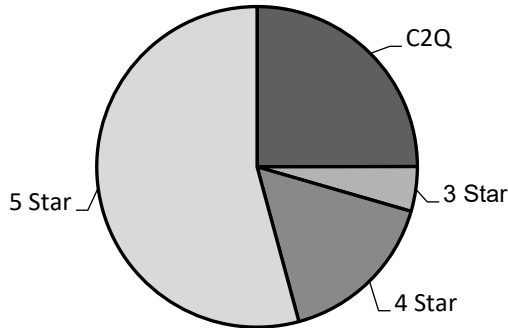
County Spark Participation

Star Rated Programs

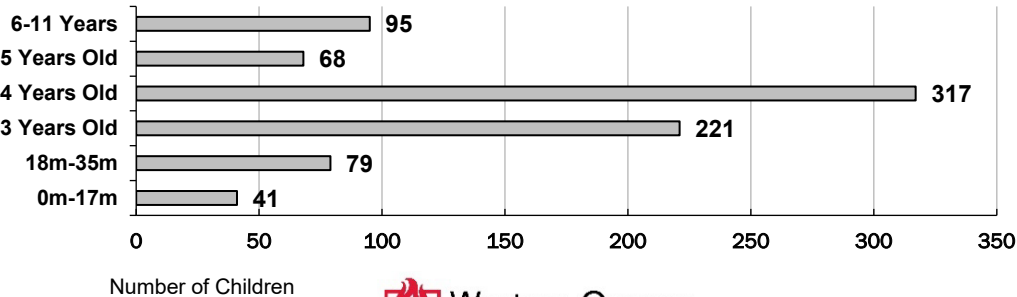
	# Licensed	C2Q	3-Star	4-Star	5-Star
CC	17	4	1	0	3
CF	11	5	0	0	2
RF	30	5	1	0	2
RA	10	1	1	1	3
HS	9	0	0	0	5
PS	6	0	1	1	0
Totals	83	15	4	2	15

CC = Certified Center; CF = Certified Family; RF = Registered Family; RA = Recorded Agency; HS = Head Start; PS = Preschool Program;

Children in Spark Programs: 821



Children by Age



County Data Facts

All data as of March 31, 2024



Gilliam

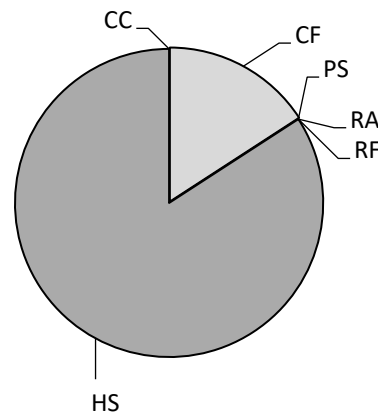
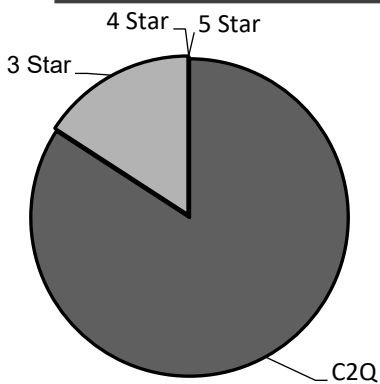
County Spark Participation

Star Rated Programs

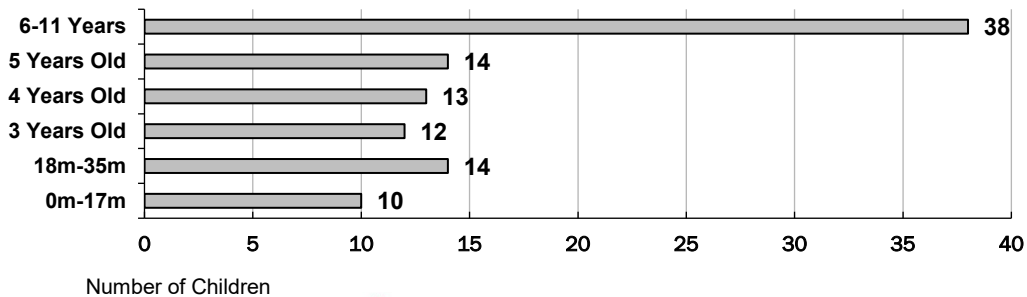
	# Licensed	C2Q	3-Star	4-Star	5-Star
CC	0	0	0	0	0
CF	1	0	1	0	0
RF	1	0	0	0	0
RA	1	0	0	0	0
HS	1	1	0	0	0
PS	0	0	0	0	0
Totals	4	1	1	0	0

CC = Certified Center; CF = Certified Family; RF = Registered Family; RA = Recorded Agency; HS = Head Start; PS = Preschool Program;

Children in Spark Programs: 101



Children by Age



County Data Facts

All data as of March 31, 2024



Grant

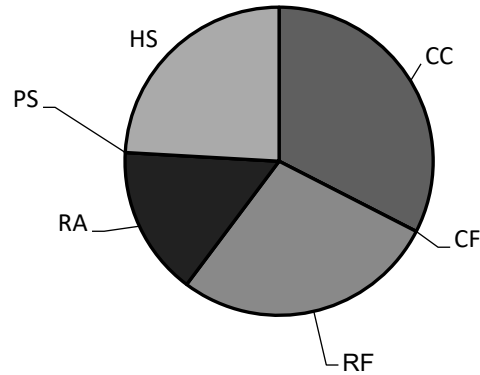
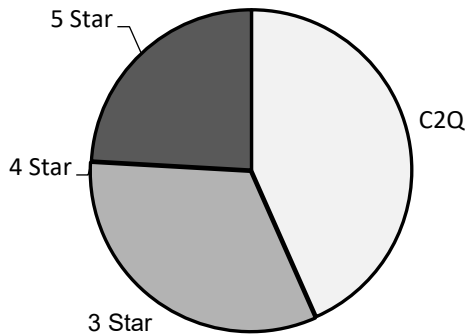
County Spark Participation

Star Rated Programs

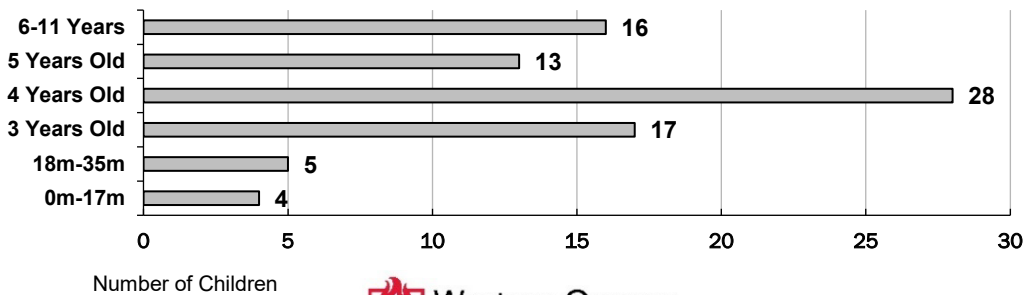
	# Licensed	C2Q	3-Star	4-Star	5-Star
CC	2	0	1	0	0
CF	2	0	0	0	0
RF	1	2	0	0	0
RA	4	2	0	0	0
HS	1	0	0	0	1
PS	1	0	0	0	0
Totals	11	4	1	0	1

CC = Certified Center; CF = Certified Family; RF = Registered Family; RA = Recorded Agency; HS = Head Start; PS = Preschool Program;

Children in Spark Programs: 83



Children by Age



County Data Facts

All data as of March 31, 2024



Harney

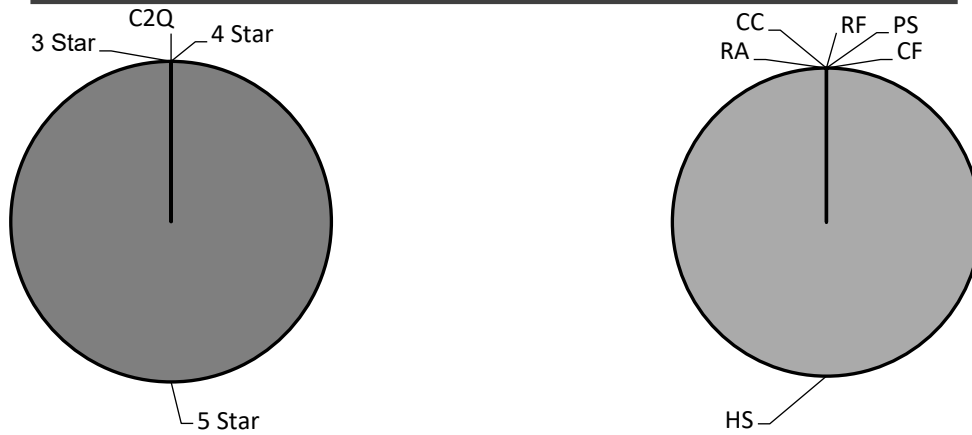
County Spark Participation

Star Rated Programs

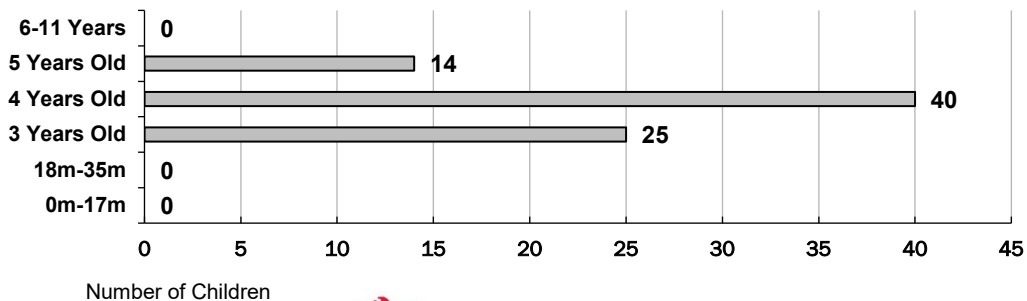
	# Licensed	C2Q	3-Star	4-Star	5-Star
CC	0	0	0	0	0
CF	0	0	0	0	0
RF	2	0	0	0	0
RA	0	0	0	0	0
HS	2	0	0	0	1
PS	0	0	0	0	0
Totals	4	0	0	0	1

CC = Certified Center; CF = Certified Family; RF = Registered Family; RA = Recorded Agency; HS = Head Start; PS = Preschool Program;

Children in Spark Programs: 79



Children by Age



County Data Facts

All data as of March 31, 2024



Hood River

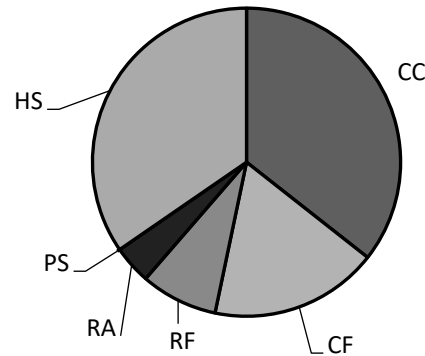
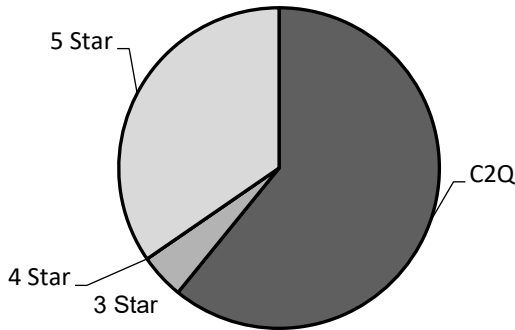
County Spark Participation

Star Rated Programs

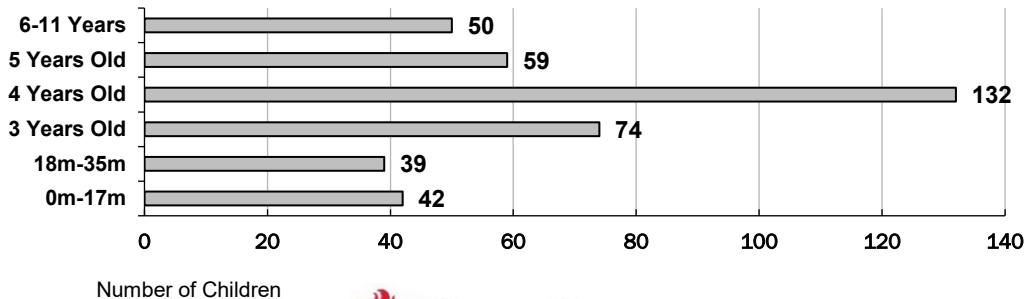
	# Licensed	C2Q	3-Star	4-Star	5-Star
CC	12	4	0	0	0
CF	8	3	0	0	0
RF	8	3	1	0	0
RA	1	0	1	0	0
HS	6	0	0	0	5
PS	2	0	0	0	0
Totals	37	10	2	0	5

CC = Certified Center; CF = Certified Family; RF = Registered Family; RA = Recorded Agency; HS = Head Start; PS = Preschool Program;

Children in Spark Programs: 396



Children by Age



County Data Facts

All data as of March 31, 2024



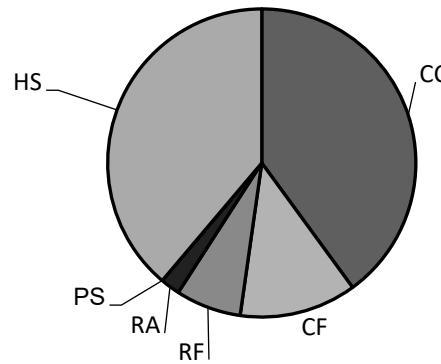
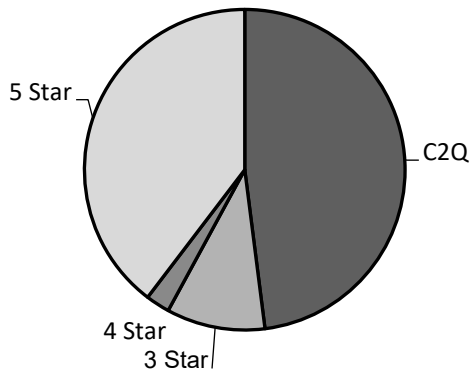
Jackson

Star Rated Programs

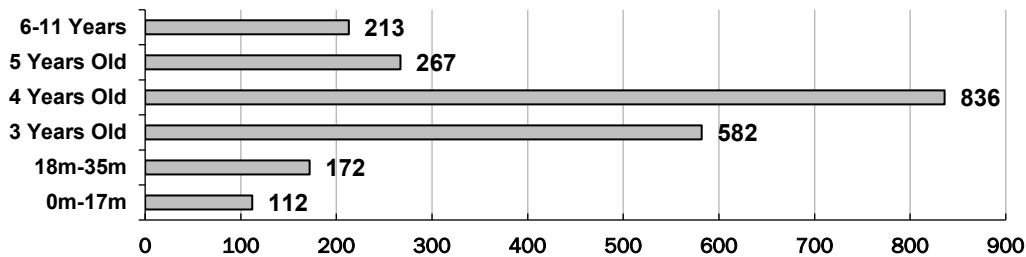
	# Licensed	C2Q	3-Star	4-Star	5-Star
CC	49	14	2	1	2
CF	52	9	9	3	1
RF	51	12	7	0	0
RA	3	1	0	0	0
HS	16	1	0	0	14
PS	22	0	0	0	0
Totals	193	37	18	4	17

CC = Certified Center; CF = Certified Family; RF = Registered Family; RA = Recorded Agency; HS = Head Start; PS = Preschool Program;

Children in Spark Programs: 2,182



Children by Age



Number of Children



County Data Facts

All data as of March 31, 2024



Jefferson

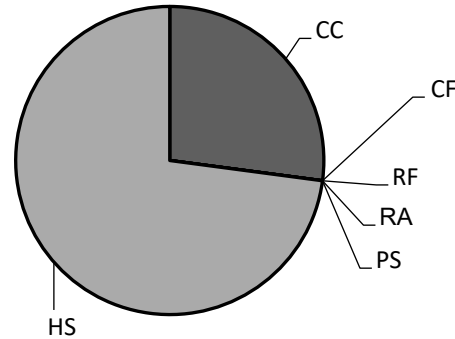
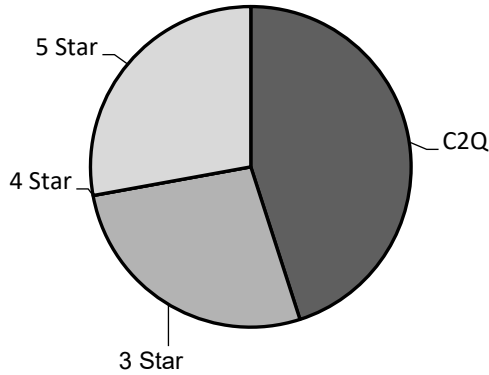
County Spark Participation

Star Rated Programs

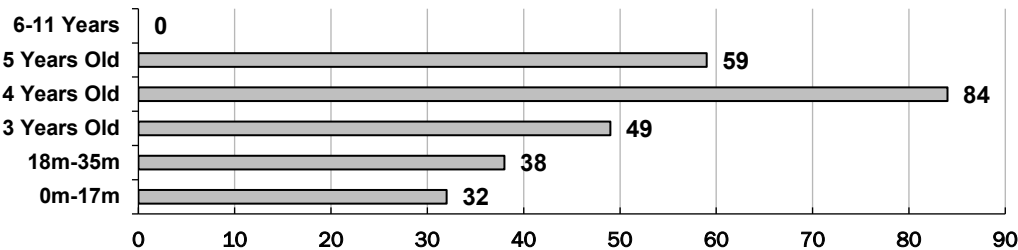
	# Licensed	C2Q	3-Star	4-Star	5-Star
CC	1	0	2	0	0
CF	1	0	0	0	0
RF	7	0	0	0	0
RA	0	0	0	0	0
HS	5	1	0	0	1
PS	1	0	0	0	0
Totals	15	1	2	0	1

CC = Certified Center; CF = Certified Family; RF = Registered Family; RA = Recorded Agency; HS = Head Start; PS = Preschool Program;

Children in Spark Programs: 262



Children by Age



Number of Children



County Data Facts

All data as of March 31, 2024



Josephine

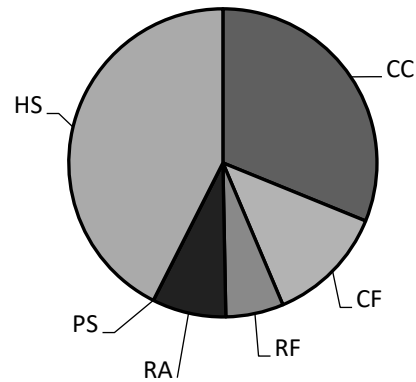
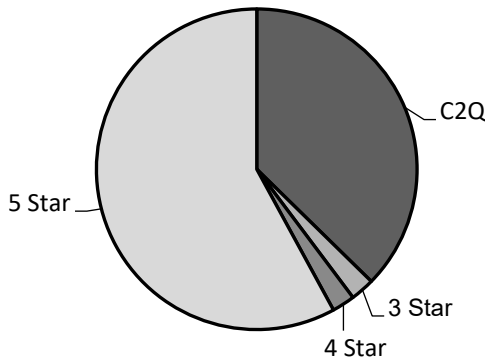
County Spark Participation

Star Rated Programs

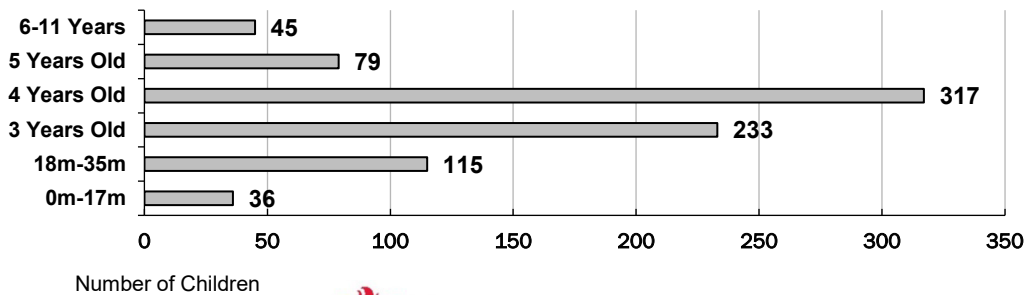
	# Licensed	C2Q	3-Star	4-Star	5-Star
CC	28	6	0	0	1
CF	16	2	2	1	1
RF	13	5	1	0	0
RA	1	0	0	0	1
HS	10	0	0	0	8
PS	8	0	0	0	0
Totals	76	13	3	1	11

CC = Certified Center; CF = Certified Family; RF = Registered Family; RA = Recorded Agency; HS = Head Start; PS = Preschool Program;

Children in Spark Programs: 825



Children by Age



County Data Facts

All data as of March 31, 2024



Klamath

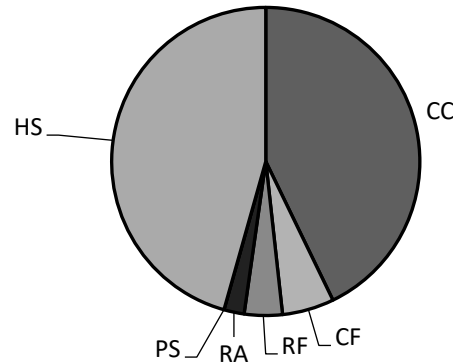
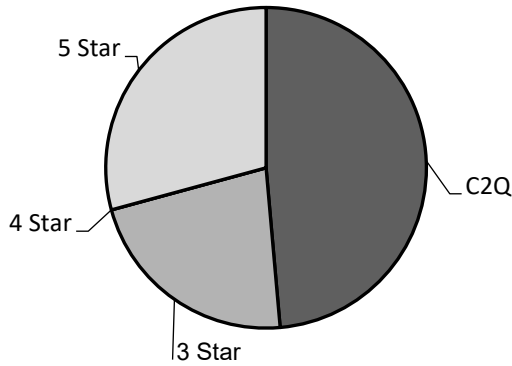
County Spark Participation

Star Rated Programs

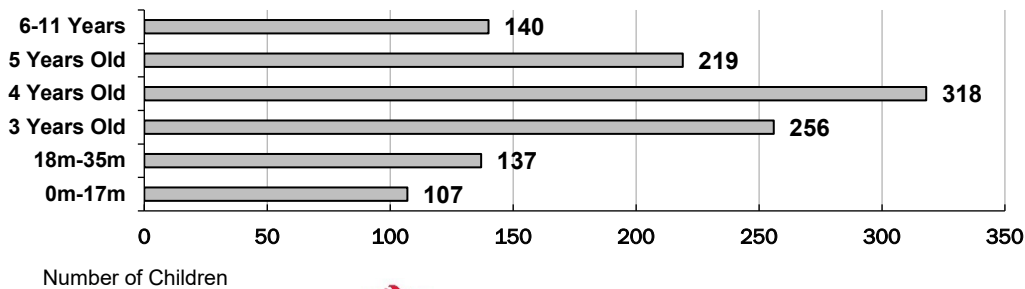
	# Licensed	C2Q	3-Star	4-Star	5-Star
CC	9	4	0	0	1
CF	11	3	2	0	1
RF	22	6	2	0	0
RA	5	3	0	0	0
HS	10	2	1	0	4
PS	5	0	0	0	0
Totals	62	18	5	0	6

CC = Certified Center; CF = Certified Family; RF = Registered Family; RA = Recorded Agency; HS = Head Start; PS = Preschool Program;

Children in Spark Programs: 1,177



Children by Age



County Data Facts

All data as of March 31, 2024



Lake

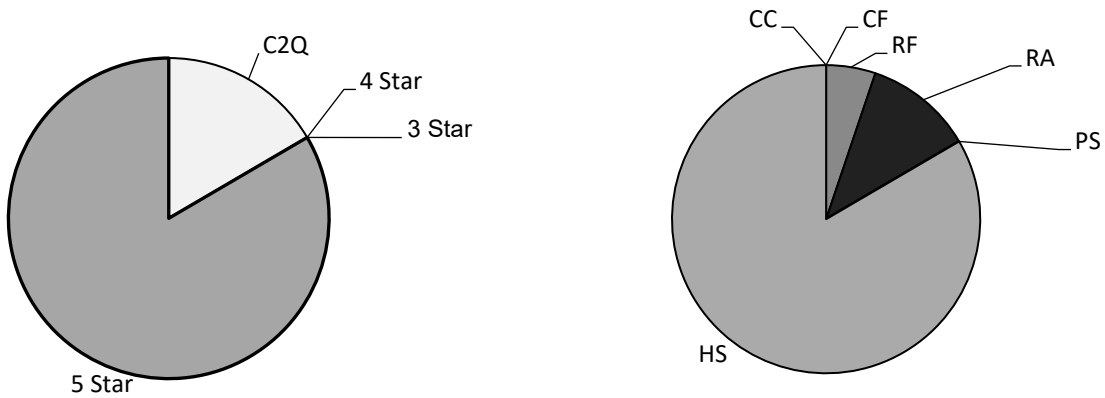
County Spark Participation

Star Rated Programs

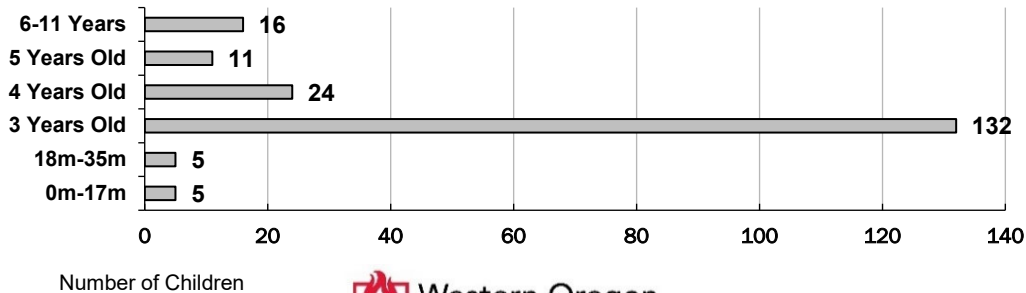
	# Licensed	C2Q	3-Star	4-Star	5-Star
CC	0	0	0	0	0
CF	0	0	0	0	0
RF	2	1	0	0	0
RA	1	1	0	0	0
HS	1	0	0	0	1
PS	1	0	0	0	0
Totals	5	2	0	0	1

CC = Certified Center; CF = Certified Family; RF = Registered Family; RA = Recorded Agency; HS = Head Start; PS = Preschool Program;

Children in Spark Programs: 193



Children by Age



County Data Facts

All data as of March 31, 2024



Lane

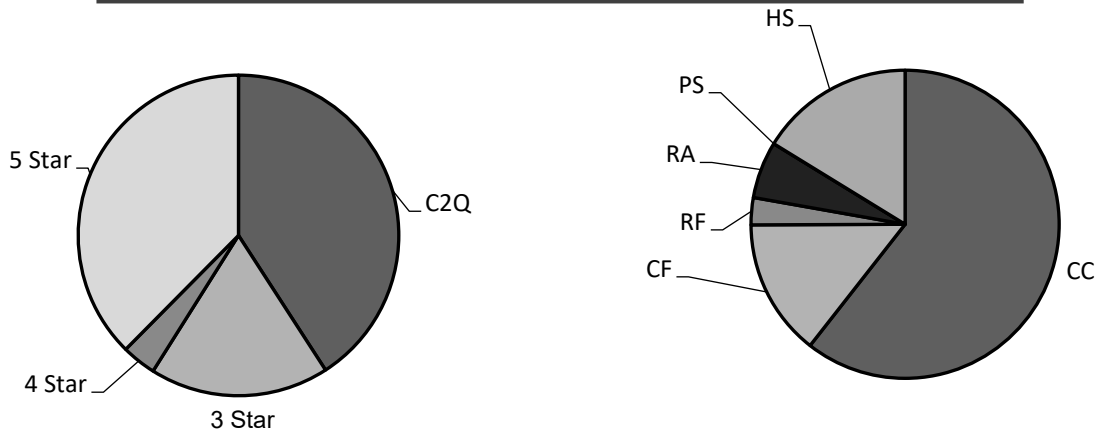
County Spark Participation

Star Rated Programs

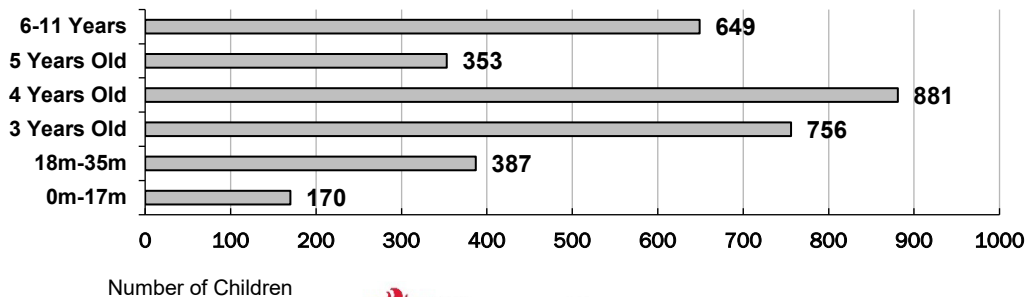
	# Licensed	C2Q	3-Star	4-Star	5-Star
CC	89	19	5	0	12
CF	94	14	8	6	7
RF	80	5	5	0	1
RA	19	6	1	3	2
HS	25	1	0	0	15
PS	38	0	0	0	0
Totals	345	45	19	9	37

CC = Certified Center; CF = Certified Family; RF = Registered Family; RA = Recorded Agency; HS = Head Start; PS = Preschool Program;

Children in Spark Programs: 3,196



Children by Age



County Data Facts

All data as of March 31, 2024



Lincoln

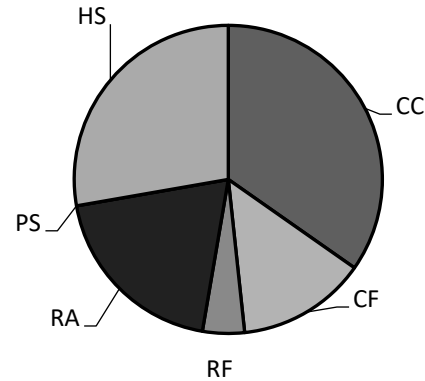
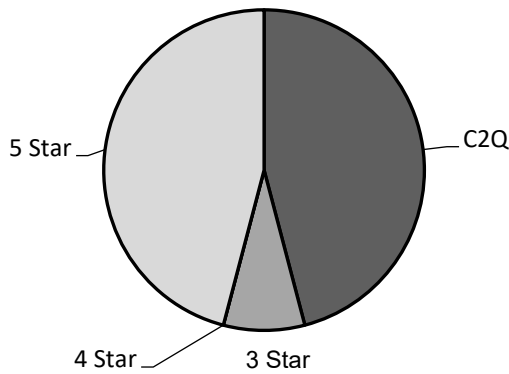
County Spark Participation

Star Rated Programs

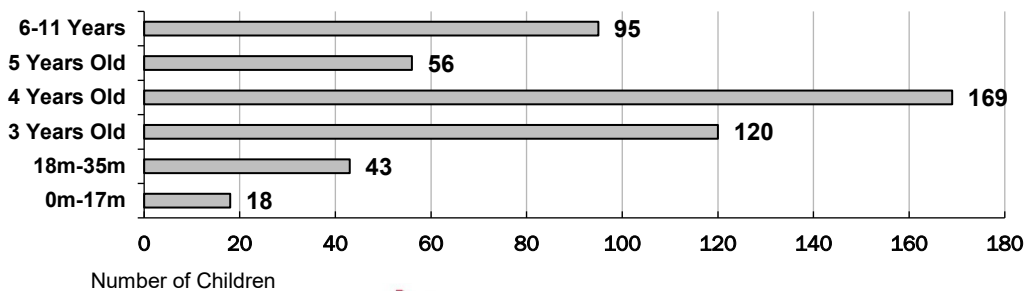
	# Licensed	C2Q	3-Star	4-Star	5-Star
CC	7	2	0	0	1
CF	5	3	1	0	0
RF	12	0	2	0	0
RA	5	5	0	0	0
HS	4	0	0	0	3
PS	3	0	0	0	0
Totals	28	5	3	0	4

CC = Certified Center; CF = Certified Family; RF = Registered Family; RA = Recorded Agency; HS = Head Start; PS = Preschool Program;

Children in Spark Programs: 501



Children by Age



County Data Facts

All data as of March 31, 2024



Linn

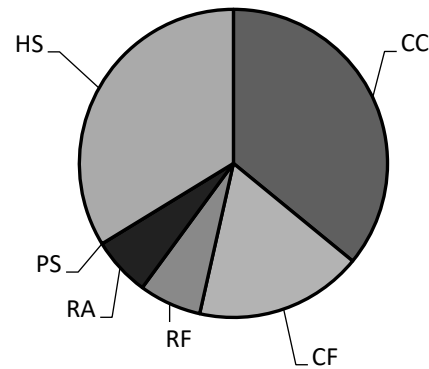
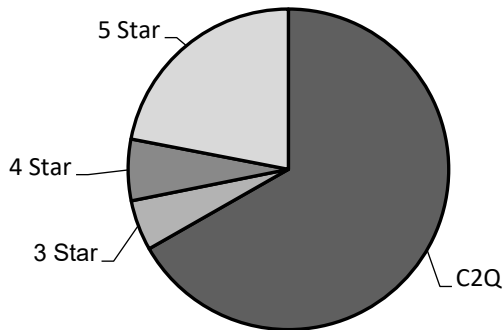
County Spark Participation

Star Rated Programs

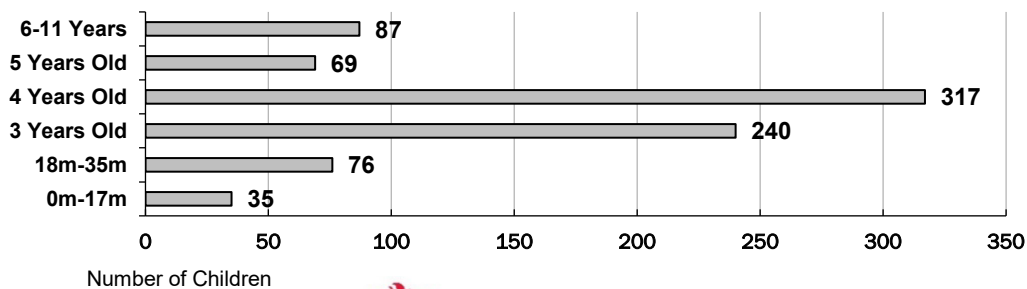
	# Licensed	C2Q	3-Star	4-Star	5-Star
CC	22	6	1	0	1
CF	22	7	1	0	0
RF	36	7	2	0	0
RA	4	0	0	4	0
HS	4	1	0	0	2
PS	9	0	0	0	0
Totals	97	21	4	4	3

CC = Certified Center; CF = Certified Family; RF = Registered Family; RA = Recorded Agency; HS = Head Start; PS = Preschool Program;

Children in Spark Programs: 824



Children by Age



County Data Facts

All data as of March 31, 2024



Malheur

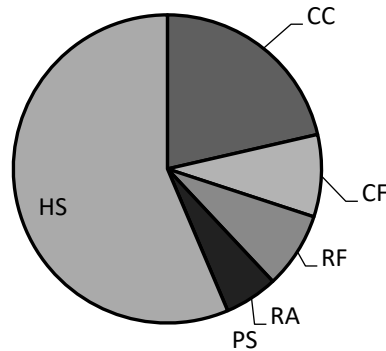
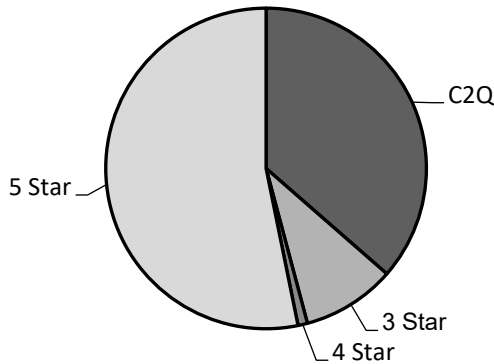
County Spark Participation

Star Rated Programs

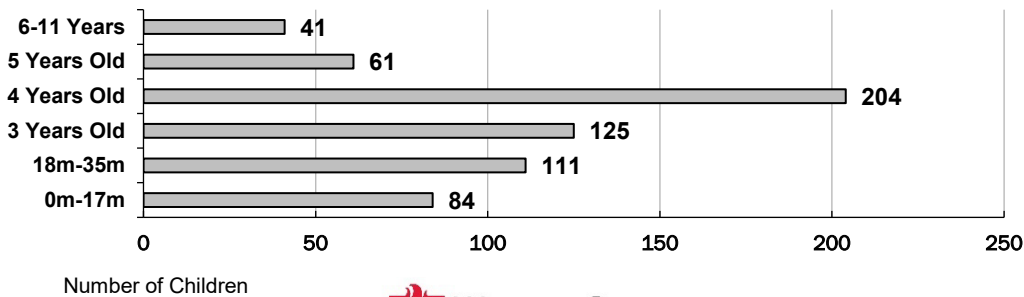
	# Licensed	C2Q	3-Star	4-Star	5-Star
CC	7	4	0	0	0
CF	5	2	2	0	0
RF	7	2	3	1	0
RA	2	2	0	0	0
HS	9	1	0	0	4
PS	3	0	0	0	0
Totals	33	11	5	1	4

CC = Certified Center; CF = Certified Family; RF = Registered Family; RA = Recorded Agency; HS = Head Start; PS = Preschool Program;

Children in Spark Programs: 626



Children by Age



County Data Facts

All data as of March 31, 2024



Marion

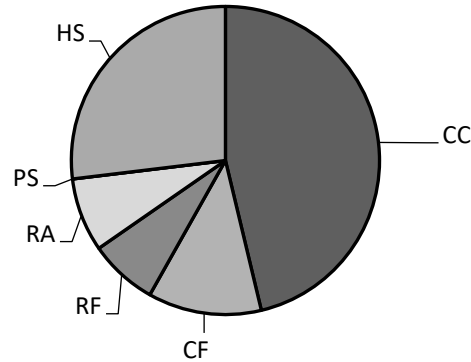
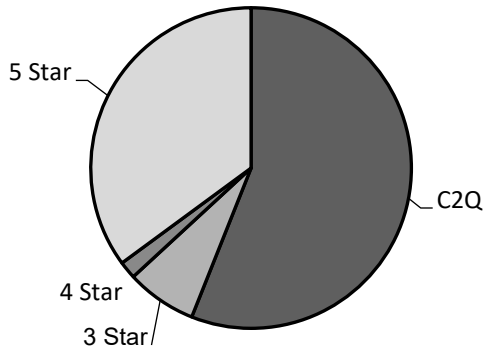
County Spark Participation

Star Rated Programs

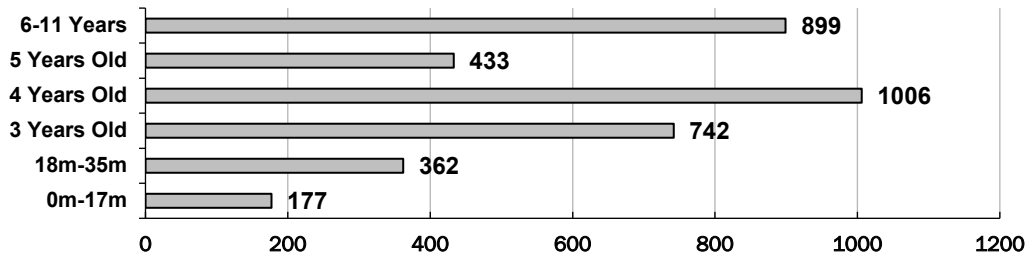
	# Licensed	C2Q	3-Star	4-Star	5-Star
CC	80	35	2	2	1
CF	90	17	8	3	11
RF	145	27	7	0	1
RA	14	6	1	0	3
HS	31	2	0	0	18
PS	29	0	0	0	0
Totals	389	87	18	5	34

CC = Certified Center; CF = Certified Family; RF = Registered Family; RA = Recorded Agency; HS = Head Start; PS = Preschool Program;

Children in Spark Programs: 3,619



Children by Age



Number of Children



County Data Facts

All data as of March 31, 2024



Morrow

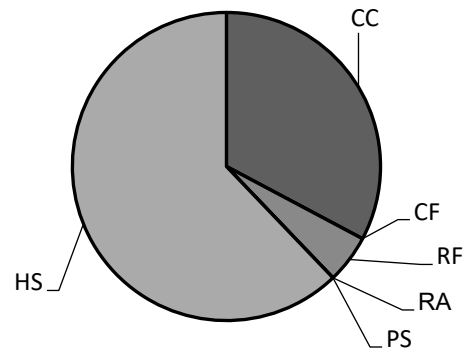
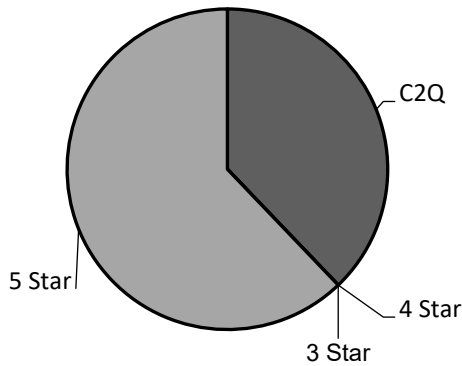
County Spark Participation

Star Rated Programs

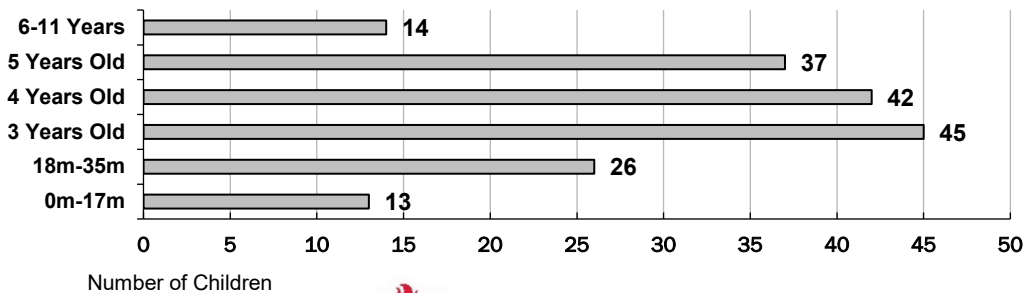
	# Licensed	C2Q	3-Star	4-Star	5-Star
CC	3	1	0	0	0
CF	0	0	0	0	0
RF	2	1	0	0	0
RA	2	0	0	0	0
HS	2	0	0	0	2
PS	3	0	0	0	0
Totals	12	2	0	0	2

CC = Certified Center; CF = Certified Family; RF = Registered Family; RA = Recorded Agency; HS = Head Start; PS = Preschool Program;

Children in Spark Programs: 177




Children by Age



County Data Facts

All data as of March 31, 2024



Multnomah

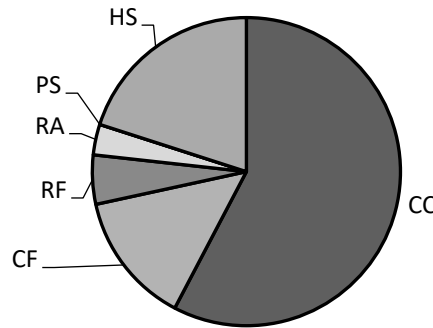
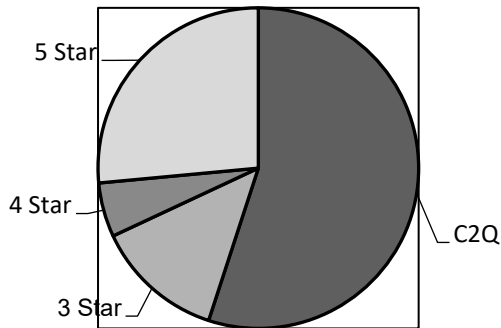
County Spark Participation

Star Rated Programs

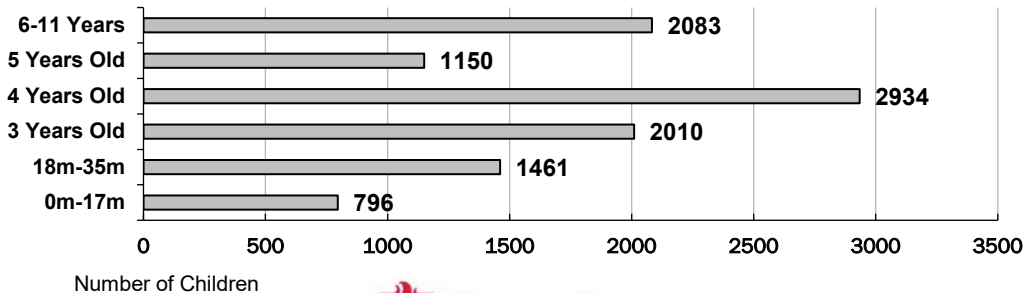
	# Licensed	C2Q	3-Star	4-Star	5-Star
CC	270	66	13	6	11
CF	267	72	15	4	14
RF	282	48	22	0	0
RA	13	6	2	1	2
HS	79	3	2	0	37
PS	64	0	0	0	0
Totals	975	195	54	11	64

CC = Certified Center; CF = Certified Family; RF = Registered Family; RA = Recorded Agency; HS = Head Start; PS = Preschool Program;

Children in Spark Programs: 10,434



Children by Age



County Data Facts

All data as of March 31, 2024



Polk

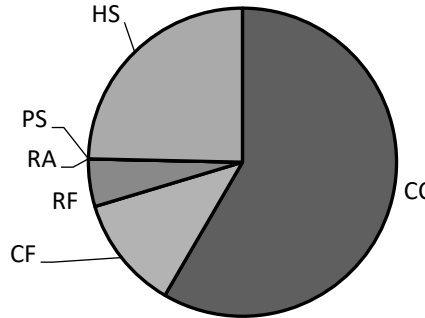
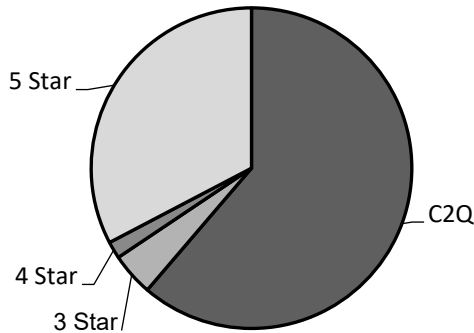
County Spark Participation

Star Rated Programs

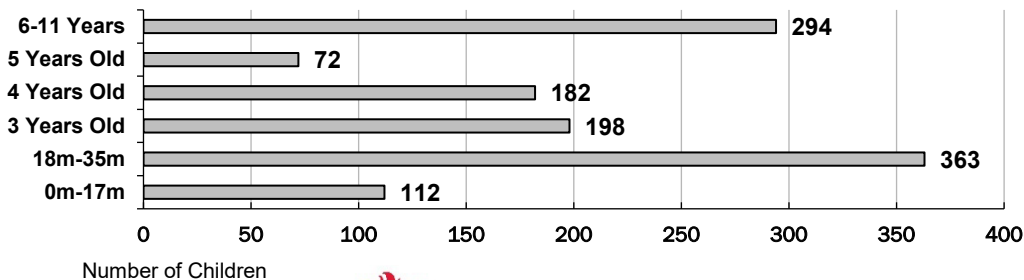
	# Licensed	C2Q	3-Star	4-Star	5-Star
CC	20	10	1	0	3
CF	25	10	1	1	2
RF	20	5	2	1	0
RA	2	0	0	0	0
HS	8	0	0	0	5
PS	6	0	0	0	0
Totals	81	25	4	2	10

CC = Certified Center; CF = Certified Family; RF = Registered Family; RA = Recorded Agency; HS = Head Start; PS = Preschool Program;

Children in Spark Programs: 1,221



Children by Age



County Data Facts

All data as of March 31, 2024



Sherman

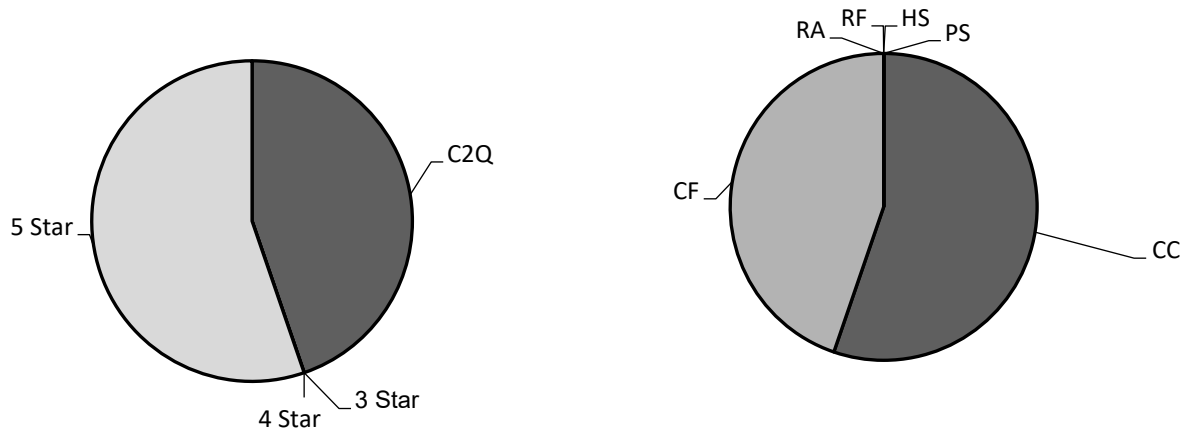
County Spark Participation

Star Rated Programs

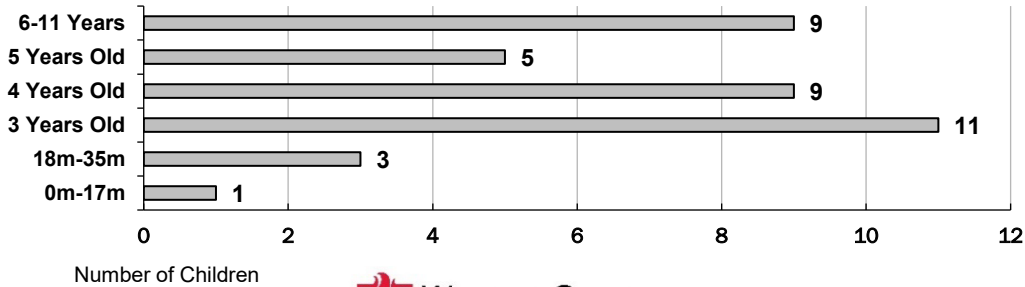
	# Licensed	C2Q	3-Star	4-Star	5-Star
CC	0	0	0	0	1
CF	2	1	0	0	0
RF	0	0	0	0	0
RA	0	0	0	0	0
HS	1	0	0	0	0
PS	0	0	0	0	0
Totals	3	1	0	0	1

CC = Certified Center; CF = Certified Family; RF = Registered Family; RA = Recorded Agency; HS = Head Start; PS = Preschool Program;

Children in Spark Programs: 38




Children by Age



County Data Facts

All data as of March 31, 2024



Tillamook

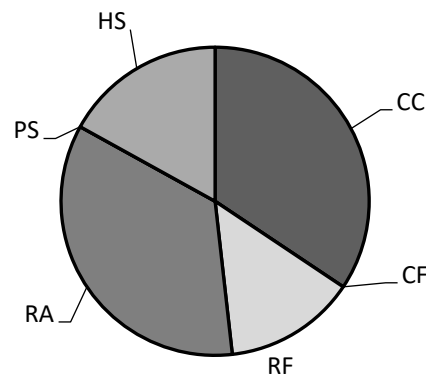
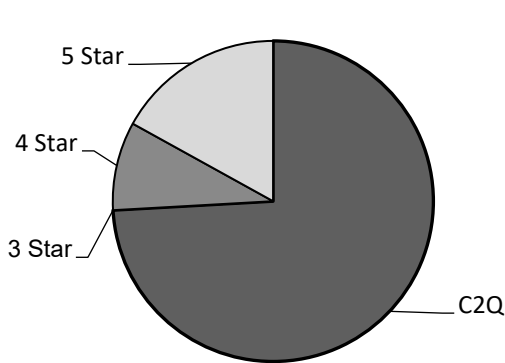
County Spark Participation

Star Rated Programs

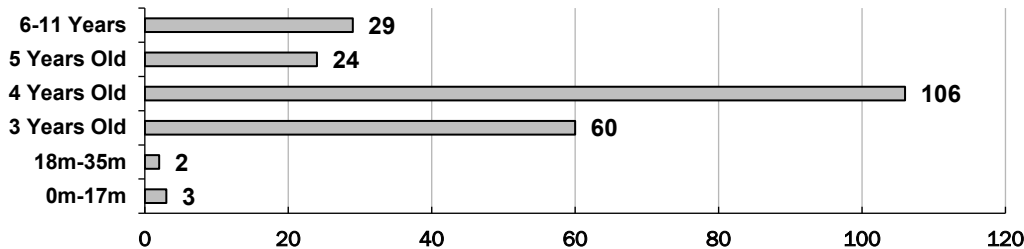
	# Licensed	C2Q	3-Star	4-Star	5-Star
CC	1	2	0	0	0
CF	3	0	0	0	0
RF	2	2	0	0	0
RA	5	3	0	1	0
HS	3	0	0	0	1
PS	4	0	0	0	0
Totals	18	7	0	1	1

CC = Certified Center; CF = Certified Family; RF = Registered Family; RA = Recorded Agency; HS = Head Start; PS = Preschool Program;

Children in Spark Programs: 224



Children by Age



Number of Children

County Data Facts

All data as of March 31, 2024



Umatilla

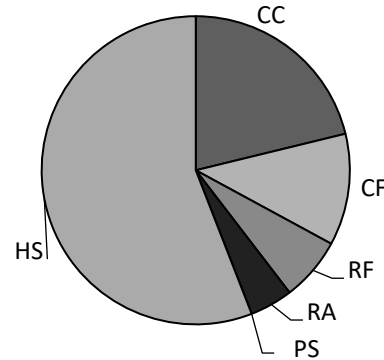
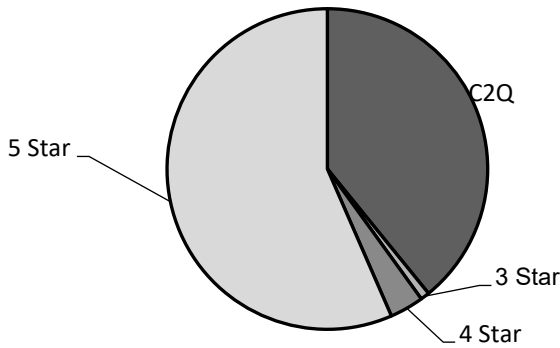
County Spark Participation

Star Rated Programs


	# Licensed	C2Q	3-Star	4-Star	5-Star
CC	11	4	0	0	1
CF	18	5	1	2	2
RF	27	6	0	1	0
RA	6	4	0	0	0
HS	14	1	0	0	10
PS	6	0	0	0	0
Totals	82	20	1	3	13

CC = Certified Center; CF = Certified Family; RF = Registered Family; RA = Recorded Agency; HS = Head Start; PS = Preschool Program;

Children in Spark Programs: 1,109



Children by Age



County Data Facts

All data as of March 31, 2024



Union

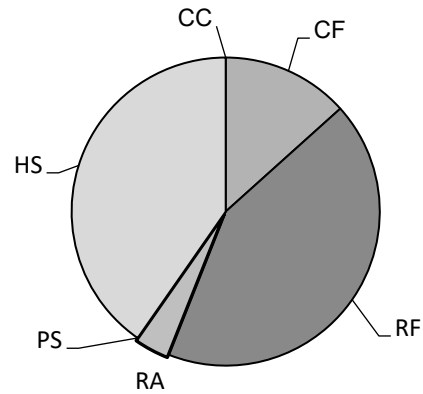
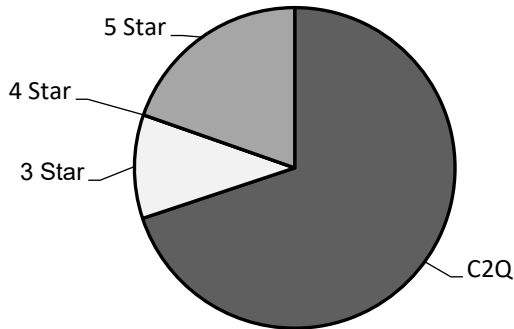
County Spark Participation

Star Rated Programs

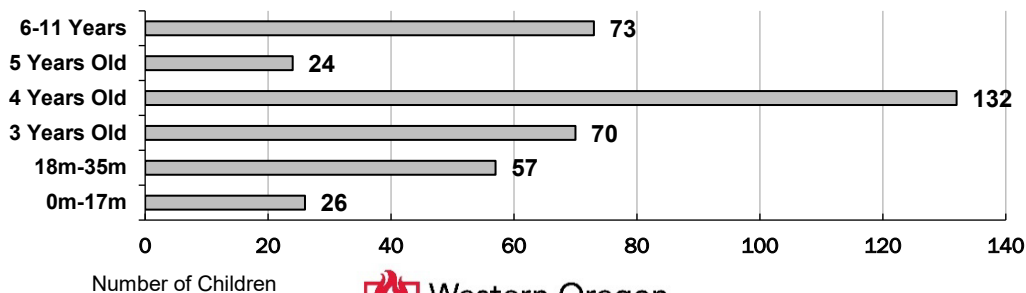
	# Licensed	C2Q	3-Star	4-Star	5-Star
CC	2	0	0	0	0
CF	3	3	1	0	0
RF	22	13	3	0	0
RA	6	4	0	0	0
HS	4	1	0	0	4
PS	6	0	0	0	0
Totals	43	21	4	0	4

CC = Certified Center; CF = Certified Family; RF = Registered Family; RA = Recorded Agency; HS = Head Start; PS = Preschool Program;

Children in Spark Programs: 382



Children by Age



Western Oregon UNIVERSITY

The Research Institute

County Data Facts

All data as of March 31, 2024



Wallowa

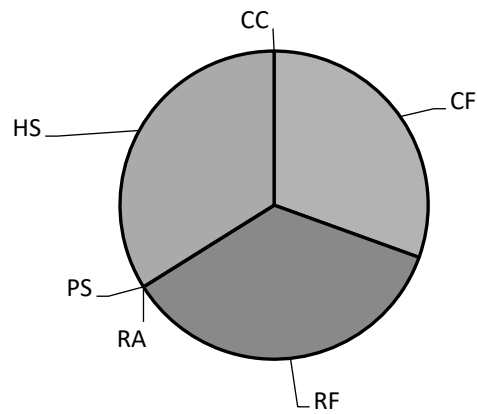
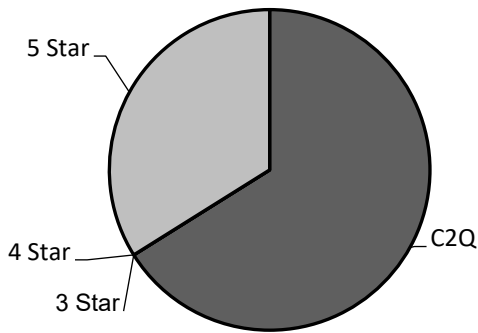
County Spark Participation

Star Rated Programs

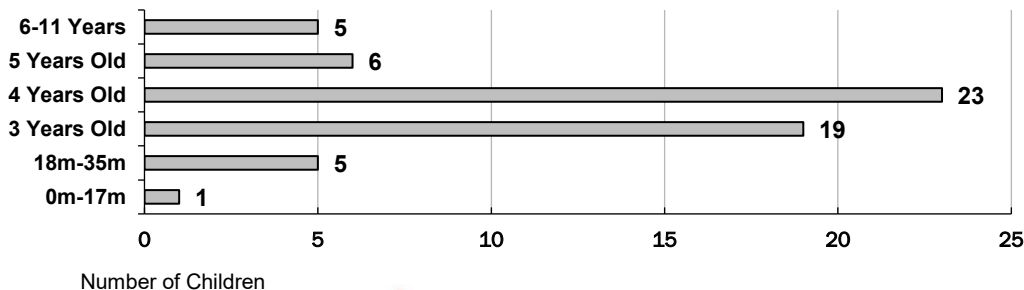
	# Licensed	C2Q	3-Star	4-Star	5-Star
CC	0	0	0	0	0
CF	4	2	0	0	0
RF	3	2	0	0	0
RA	1	0	0	0	0
HS	1	0	0	0	1
PS	1	0	0	0	0
Totals	10	4	0	0	1

CC = Certified Center; CF = Certified Family; RF = Registered Family; RA = Recorded Agency; HS = Head Start; PS = Preschool Program;

Children in Spark Programs: 59



Children by Age



County Data Facts

All data as of March 31, 2024



Wasco

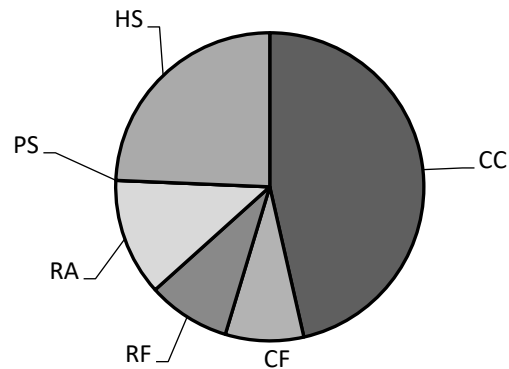
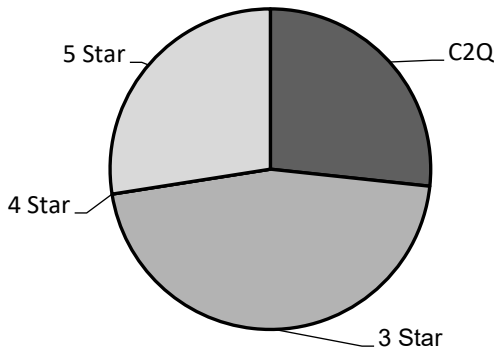
County Spark Participation

Star Rated Programs

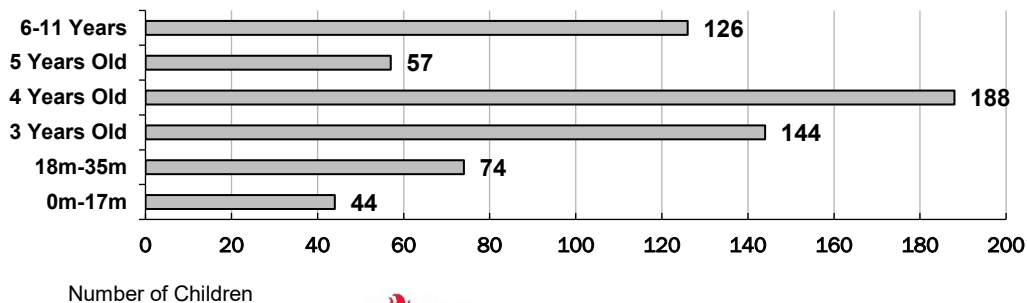
	# Licensed	C2Q	3-Star	4-Star	5-Star
CC	3	1	1	0	0
CF	5	2	1	0	1
RF	15	4	2	0	0
RA	4	2	0	0	0
HS	5	0	0	0	4
PS	3	0	0	0	0
Totals	35	9	4	0	5

CC = Certified Center; CF = Certified Family; RF = Registered Family; RA = Recorded Agency; HS = Head Start; PS = Preschool Program;

Children in Spark Programs: 633




Children by Age



County Data Facts

All data as of March 31, 2024



Washington

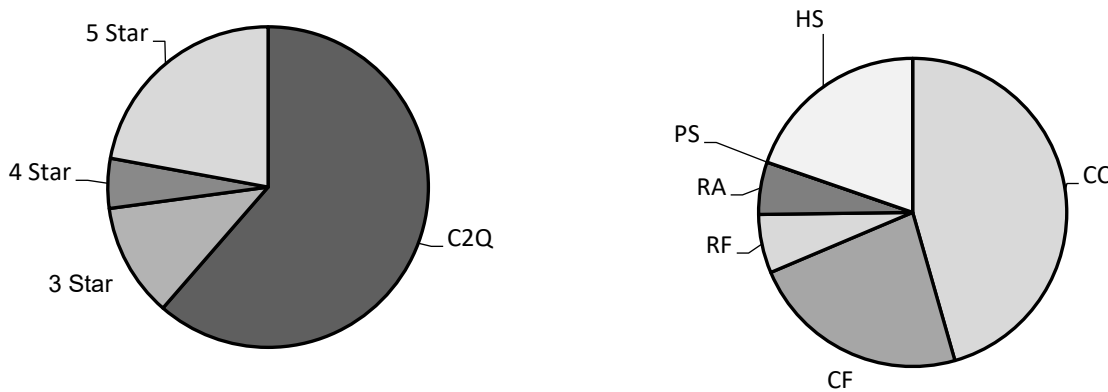
County Spark Participation

Star Rated Programs

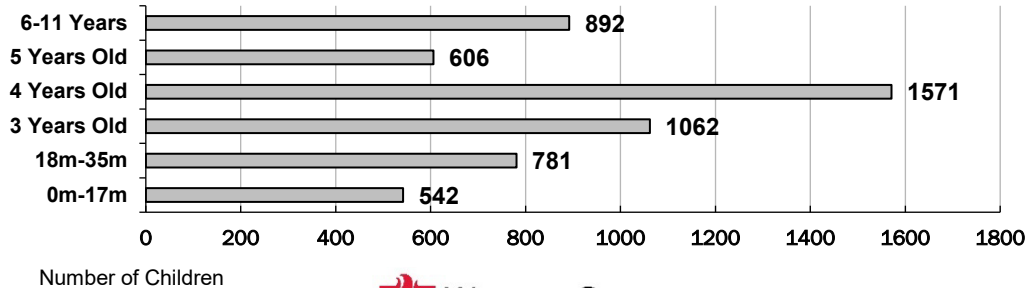
	# Licensed	C2Q	3-Star	4-Star	5-Star
CC	214	38	0	4	1
CF	244	84	18	4	6
RF	179	39	7	2	1
RA	17	6	2	0	3
HS	29	2	1	0	14
PS	56	0	0	0	0
Totals	739	169	28	10	25

CC = Certified Center; CF = Certified Family; RF = Registered Family; RA = Recorded Agency; HS = Head Start; PS = Preschool Program;

Children in Spark Programs: 5,454



Children by Age



County Data Facts

All data as of March 31, 2024



Wheeler

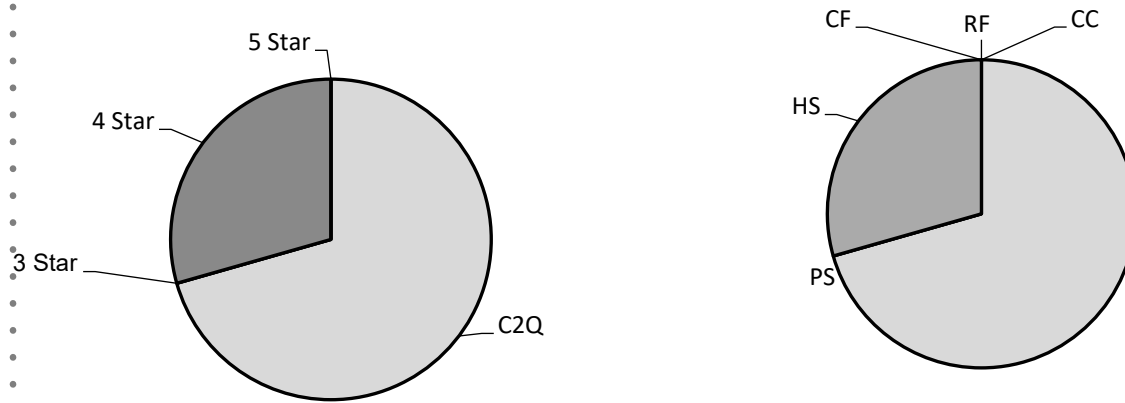
County Spark Participation

Star Rated Programs

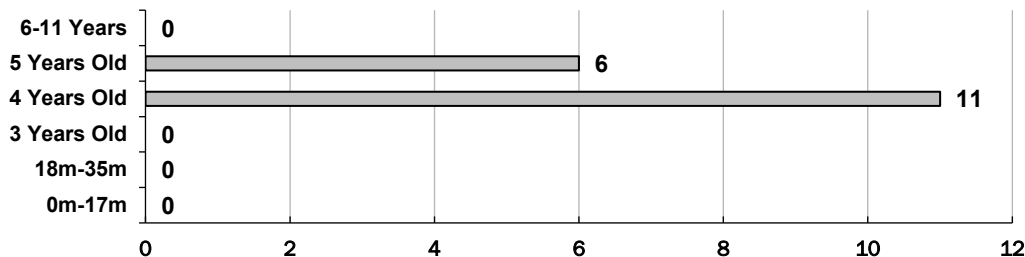
	# Licensed	C2Q	3-Star	4-Star	5-Star
CC	0	0	0	0	0
CF	0	0	0	0	0
RF	0	0	0	0	0
RA	0	1	0	0	0
HS	2	0	0	1	0
PS	0	0	0	0	0
Totals	2	1	0	1	0

CC = Certified Center; CF = Certified Family; RF = Registered Family; RA = Recorded Agency; HS = Head Start; PS = Preschool Program;

Children in Spark Programs: 17



Children by Age



Number of Children



County Data Facts

All data as of March 31, 2024



Yamhill

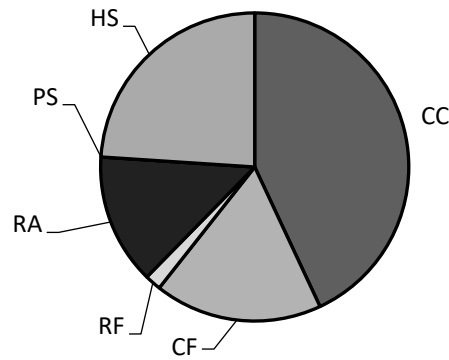
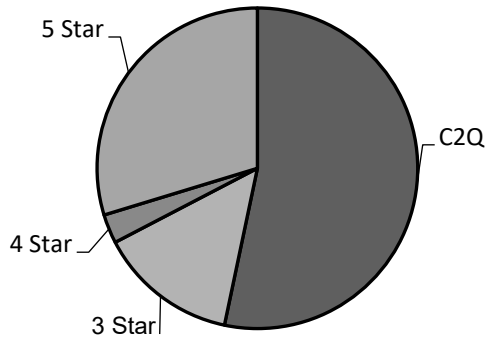
County Spark Participation

Star Rated Programs

	# Licensed	C2Q	3-Star	4-Star	5-Star
CC	30	8	1	0	0
CF	26	3	2	3	1
RF	19	1	0	0	1
RA	5	0	0	0	0
HS	6	0	0	0	3
PS	0	0	0	0	0
Totals	86	12	3	3	5

CC = Certified Center; CF = Certified Family; RF = Registered Family; RA = Recorded Agency; HS = Head Start; PS = Preschool Program;

Children in Spark Programs: 818



Children by Age

