



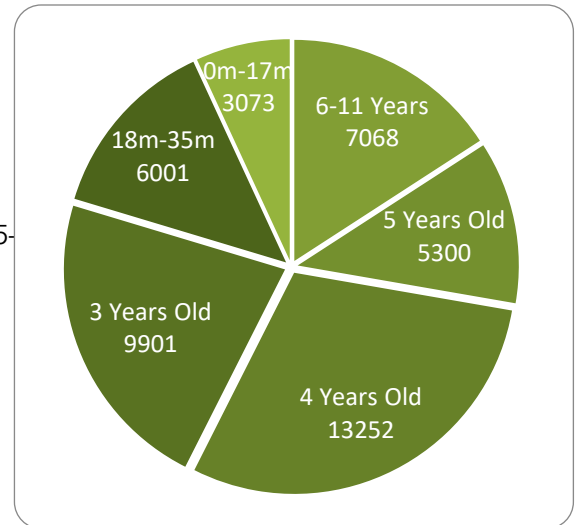
# Data Facts

06/31/2024  
Oregonspark.org

Spark, Oregon's Quality Rating and Improvement System is a system designed to raise the quality and consistency of early learning programs across the state. Spark aligns with the national trend of QRISs that recognizes, rewards, and builds on the current quality of early learning. Spark provides a framework for program quality improvement while providing a tool that helps parents looking for quality early learning and care options.

Visit <http://www.oregonspark.org> for more information on requirements and standards.

There were 44,595 children in Early Learning & Development Programs (ELDPs) that had achieved a Commitment to Quality (C2Q) rating or above. 9 in 10 (89%) of those children are in child care centers, 13% are in certified family child care, and 6% are in registered family child care. ELDPs that have attained a 3-, 4-, or 5-star rating provide service to 21,489 children. The age distribution of children in C2Q or star rated programs is highlighted in the figure. Head Start programs participating in the QRIS provide services to 12,297 children.




Total Children in Programs Participating in QRIS

# 44,595

This report reflects information gathered as of 06/31/2024.  
For additional information please contact: 1-877-768-8290

Data Fact Archive

We have received 1960 portfolios. This includes 741 resubmissions for a higher rating. Of these 741 resubmissions, 740 have already been rescored, with 643 programs moving up in ratings.



	Number of Licensed Programs	Achieved Commitment to Quality (C2Q)	3	4	5
CC	1,107	289	41	18	50
CF	1,078	289	84	30	54
RF	1,208	228	80	7	8
RA	138	62	13	12	20
HS	363	21	5	1	197
PS	380	0	1	1	0
Totals	4,274	889	224	69	329

CC = Certified Center; CF = Certified Family; RF = Registered Family; RA = Recorded Agency; HS = Head Start; PS = Preschool Program

Alternative Pathway (AP) indicates programs that are license exempt due to their association with school districts. These School Partner programs may have been licensed in the past and are still eligible for Spark participation. There are other School Partner programs that are not currently participating in Spark. However, the full list is not available yet so there may be discrepancies in the Data Facts until all School Partners and School Partners participating in Spark (AP) can be identified.

This report reflects information gathered as of 06/31/2024.

For additional information please contact: 1-877-768-8290

[Data Fact Archive](#)



58

398  
0

457  
0

323

904  
488

98  
31

1002  
519

31

465

496

0

407

22

429

222

224

1,511  
0  
0

**CC** = Certified Center; **CF** = Certified Family; **RF** = Registered Family; **HS** = Head Start

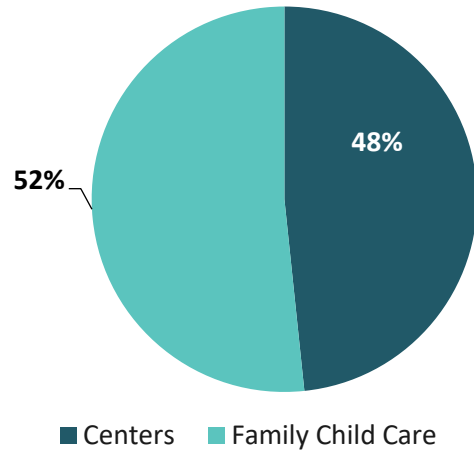


## Participation

This infographic shows the percentage of child care programs participating in Oregon's Spark by county.

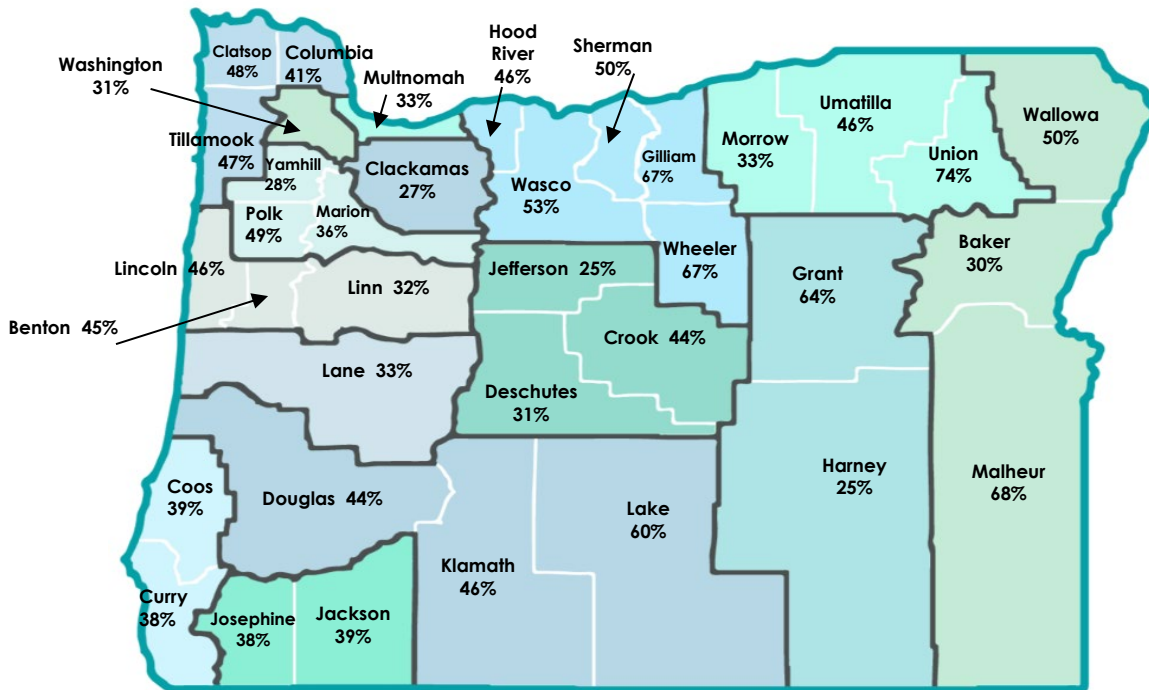
### Breakdown by Type

Centers includes licensed, non-licensed recorded agencies, and Head Start programs. Family Child Care includes both large certified family and small registered family programs. There are 1511 programs participating in total.



### Breakdown by Participation

Participation is a percentage of the total number of eligible programs in each county.



Produced by the Center on Research, Evaluation & Analysis - The Research Institute at Western Oregon University

Baker	30% Baker 30%
Benton	45% Benton 45%
Clackamas	27% Clackamas 27%
Clatsop	48% Clatsop 48%

Columbia	41% Columbia 41%
Coos	39% Coos 39%
Crook	44% Crook 44%
Curry	38% Curry 38%
Deschutes	31% Deschutes 31%
Douglas	44% Douglas 44%

Gilliam	67% Gilliam 67%
Grant	64% Grant 64%
Harney	25% Harney 25%
Hood River	46% Hood River 46%
Jackson	39% Jackson 39%
Jefferson	25% Jefferson 25%
Josephine	38% Josephine 38%
Klamath	46% Klamath 46%
Lake	60% Lake 60%
Lane	33% Lane 33%
Lincoln	46% Lincoln 46%
Linn	32% Linn 32%
Malheur	68% Malheur 68%
Marion	36% Marion 36%
Morrow	33% Morrow 33%
Multnomah	33% Multnomah 33%
Polk	49% Polk 49%
Sherman	50% Sherman 50%
Tillamook	47% Tillamook 47%
Umatilla	46% Umatilla 46%
Union	74% Union 74%
Wallowa	50% Wallowa 50%
Wasco	53% Wasco 53%
Washington	31% Washington 31%
Wheeler	67% Wheeler 67%
Yamhill	28% Yamhill 28%

Four in five (8



# County Data Facts

All data as of 06/31/2024



## Baker

County Spark Participation

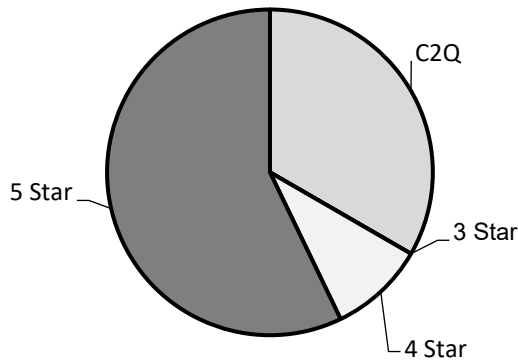
Star Rated Programs

	# Licensed	C2Q	3-Star	4-Star	5-Star
<b>CC</b> 	2	2	0	1	0
<b>CF</b> 	2	1	0	0	0
<b>RF</b> 	9	1	0	0	0
<b>RA</b> 	0	0	0	0	0
<b>HS</b> 	3	0	0	0	1
<b>PS</b> 	4	0	0	0	0
<b>Totals</b> 	20	4	0	1	1

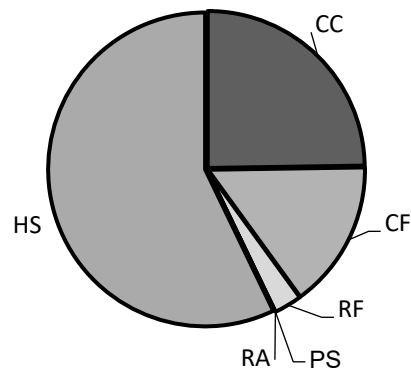
CC = Certified Center; CF = Certified Family; RF = Registered Family; RA = Recorded Agency; HS = Head Start; PS = Preschool Program

### Children in Spark Programs: 105


Children by Designation



Children by Program Type



Children by Age




2

105

# County Data Facts

All data as of 06/30/2024



## Benton

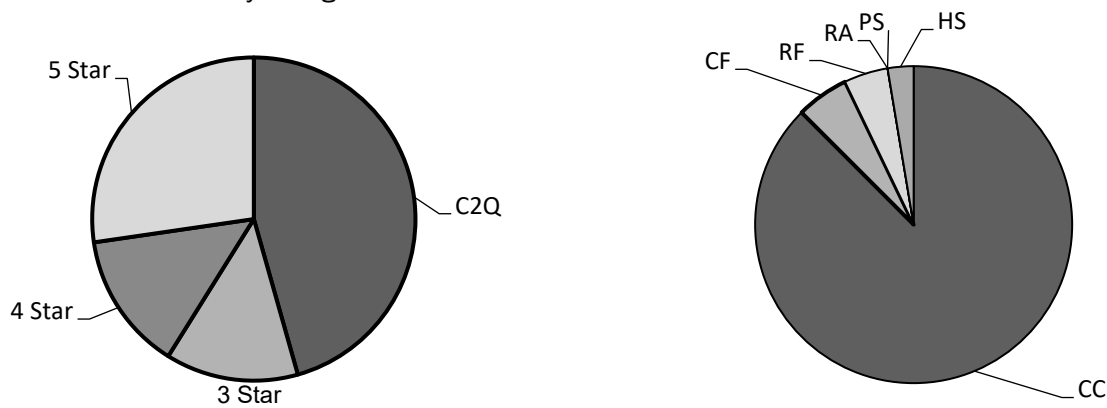
County Spark Participation

Star Rated Programs

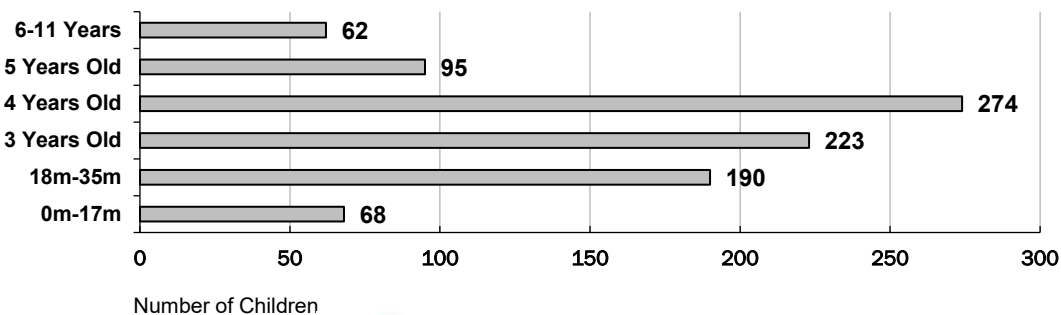
	# Licensed	C2Q	3-Star	4-Star	5-Star
CC	22	10	1	2	4
CF	11	2	1	0	1
RF	14	3	0	2	0
RA	0	0	0	0	0
HS	9	1	0	0	1
PS	6	0	0	0	0
Totals	62	16	2	4	6

CC = Certified Center; CF = Certified Family; RF = Registered Family; RA = Recorded Agency; HS = Head Start; PS = Preschool Program;

### Children in Spark Programs: 912



#### Children by Age




12

912

# County Data Facts

All data as of 06/31/2024



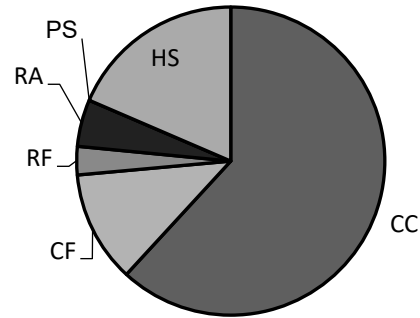
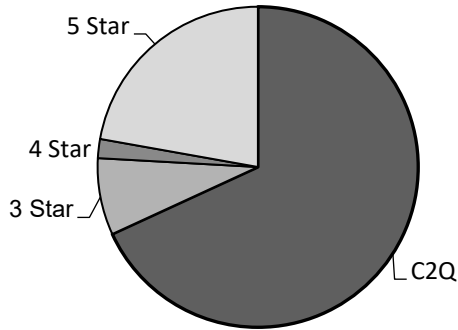
## Clackamas

### Star Rated Programs

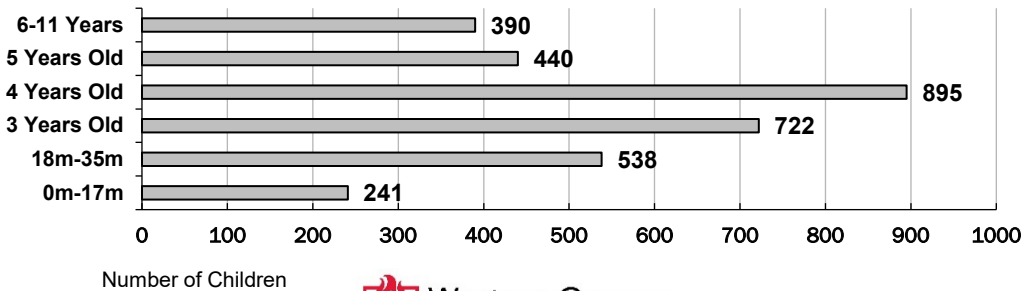
	# Licensed	C2Q	3-Star	4-Star	5-Star
CC	108	22	3	1	2
CF	63	17	5	1	3
RF	75	10	3	1	0
RA	6	5	1	0	0
HS	18	1	0	0	11
PS	50	0	0	0	0
Totals	320	55	12	3	16

CC = Certified Center; CF = Certified Family; RF = Registered Family; RA = Recorded Agency; HS = Head Start; PS = Preschool Program;

### Children in Spark Programs: 3,226



### Children by Age



31

3,226

# County Data Facts

All data as of 06/31/2024



## Clatsop

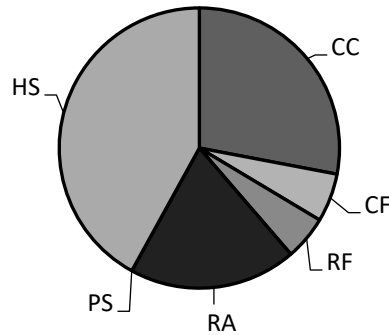
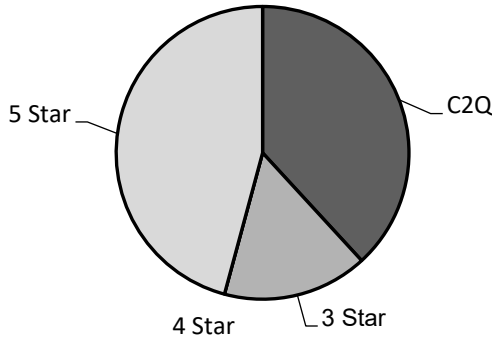
County Spark Participation

Star Rated Programs

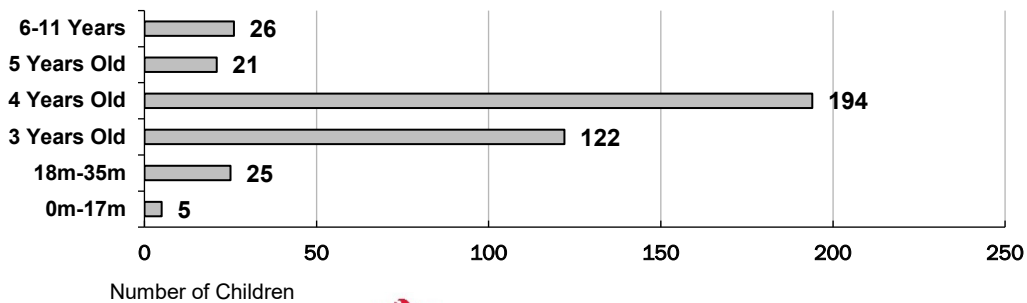
	# Licensed	C2Q	3-Star	4-Star	5-Star
CC	10	2	1	0	0
CF	3	1	0	0	0
RF	7	2	1	0	0
RA	4	2	1	0	1
HS	3	0	0	0	3
PS	2	2	0	0	0
Totals	29	9	3	0	4

CC = Certified Center; CF = Certified Family; RF = Registered Family; RA = Recorded Agency; HS = Head Start; PS = Preschool Program;

**Children in Spark Programs: 393**



### Children by Age



7

393



# County Data Facts

All data as of 06/31/2024



## Columbia

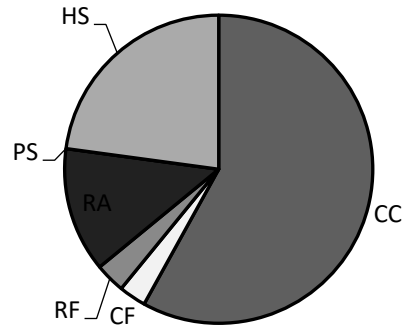
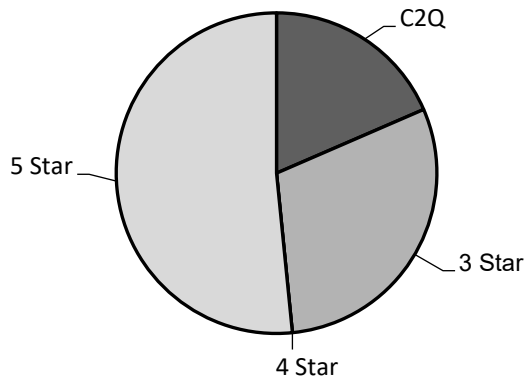
County Spark Participation

Star Rated Programs

	# Licensed	C2Q	3-Star	4-Star	5-Star
CC	5	2	2	0	1
CF	7	2	0	0	0
RF	15	3	1	0	0
RA	3	0	1	0	4
HS	9	0	0	0	4
PS	10	0	0	0	0
Totals	49	7	4	0	9

CC = Certified Center; CF = Certified Family; RF = Registered Family; RA = Recorded Agency; HS = Head Start; PS = Preschool Program;

### Children in Spark Programs: 665



#### Children by Age



Number of Children



Western Oregon  
UNIVERSITY  
The Research Institute

13

665

# County Data Facts

All data as of 06/30/2024



## Coos

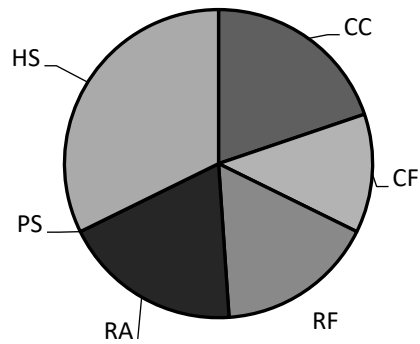
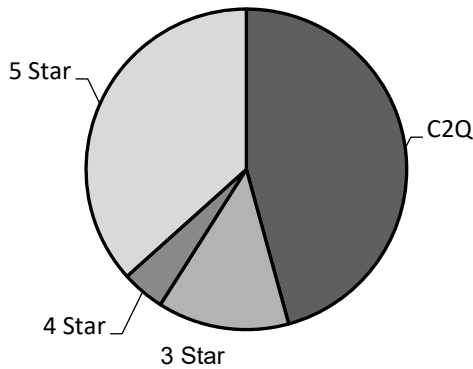
County Spark Participation

Star Rated Programs

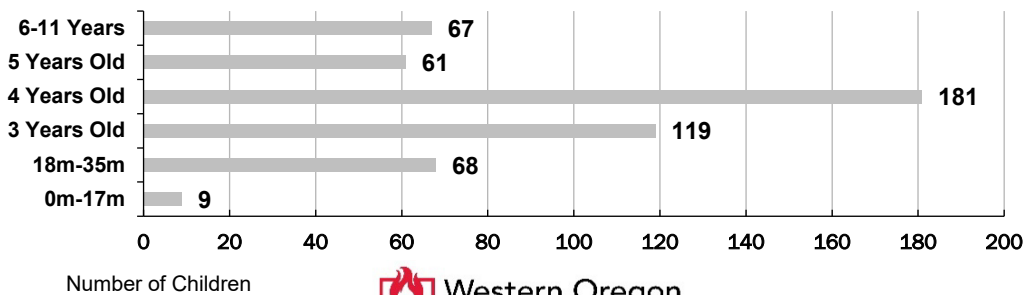
	# Licensed	C2Q	3-Star	4-Star	5-Star
CC	9	2	1	0	0
CF	5	1	1	1	0
RF	35	8	1	0	2
RA	3	2	0	0	0
HS	7	0	0	0	5
PS	3	0	0	0	0
Totals	62	13	3	1	7

CC = Certified Center; CF = Certified Family; RF = Registered Family; RA = Recorded Agency; HS = Head Start; PS = Preschool Program;

**Children in Spark Programs: 505**



### Children by Age



11

505

# County Data Facts

All data as of 06/31/2024



## Crook

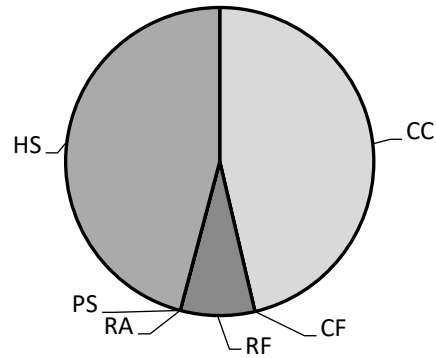
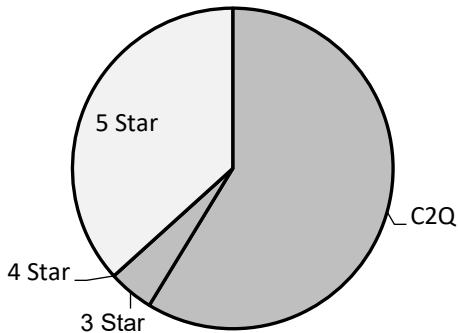
County Spark Participation

Star Rated Programs

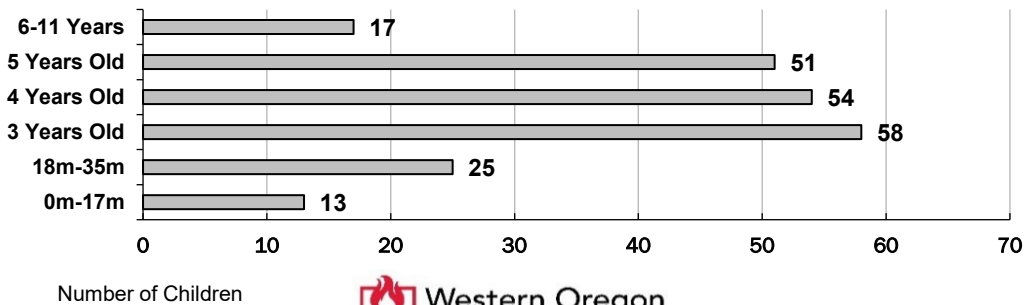
	# Licensed	C2Q	3-Star	4-Star	5-Star
CC	5	2	0	0	1
CF	6	0	0	0	0
RF	2	1	1	0	0
RA	0	0	0	0	0
HS	2	1	0	0	1
PS	1	0	0	0	0
Totals	16	4	1	0	2

CC = Certified Center; CF = Certified Family; RF = Registered Family; RA = Recorded Agency; HS = Head Start; PS = Preschool Program

**Children in Spark Programs: 218**



### Children by Age



3

218

# County Data Facts

All data as of 06/30/2024



## Curry

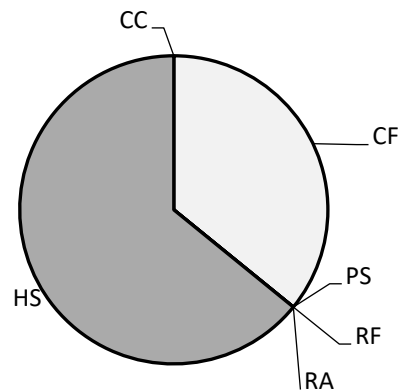
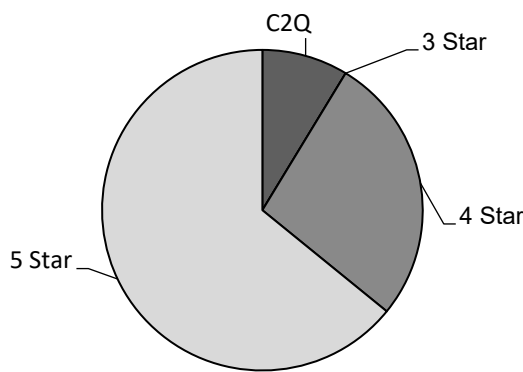
County Spark Participation

Star Rated Programs

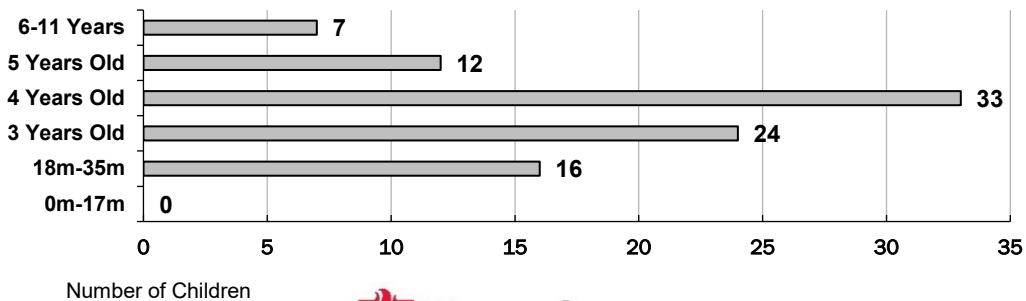
	# Licensed	C2Q	3-Star	4-Star	5-Star
CC	1	0	0	0	0
CF	3	1	0	1	0
RF	4	0	0	0	0
RA	0	0	0	0	0
HS	5	0	0	0	3
PS	0	0	0	0	0
Totals	13	1	0	1	3

CC = Certified Center; CF = Certified Family; RF = Registered Family; RA = Recorded Agency; HS = Head Start; PS = Preschool Program;

### Children in Spark Programs: 92



#### Children by Age



Number of Children




4

92



# County Data Facts

All data as of 06/30/2024



## Deschutes

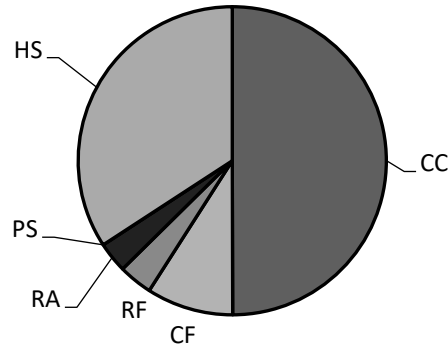
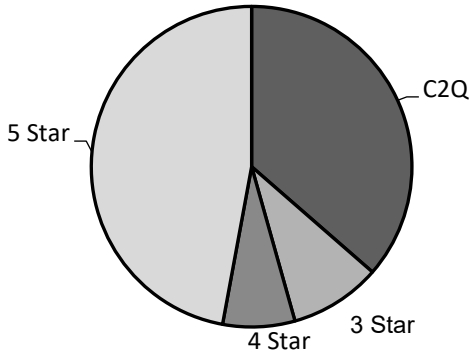
County Spark Participation

Star Rated Programs


	# Licensed	C2Q	3-Star	4-Star	5-Star
CC	66	12	3	2	5
CF	38	11	3	0	1
RF	46	8	4	0	0
RA	3	2	1	0	0
HS	12	0	0	0	7
PS	23	0	0	0	0
Totals	188	33	11	2	13

CC = Certified Center; CF = Certified Family; RF = Registered Family; RA = Recorded Agency; HS = Head Start; PS = Preschool Program;

**Children in Spark Programs: 2,340**



### Children by Age




26

2,340

# County Data Facts

All data as of 06/31/2024



## Douglas

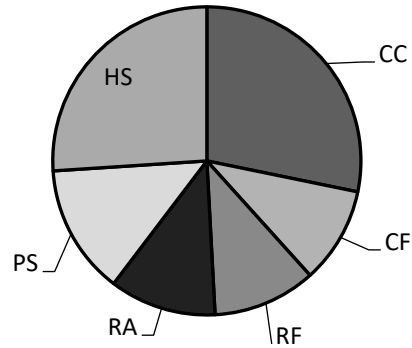
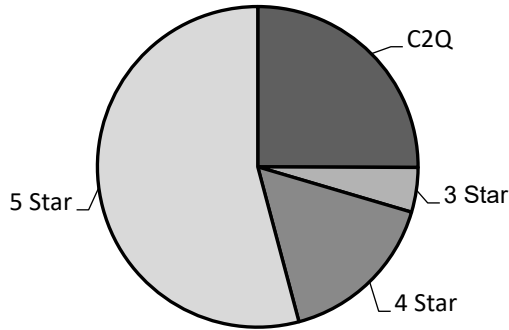
County Spark Participation

Star Rated Programs

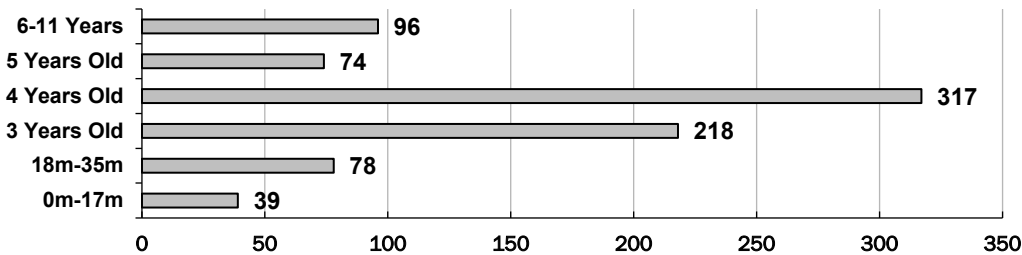
	# Licensed	C2Q	3-Star	4-Star	5-Star
CC	18	4	1	0	3
CF	11	5	0	0	2
RF	32	5	1	0	2
RA	6	1	1	1	3
HS	9	0	0	0	5
PS	6	0	1	1	0
Totals	82	15	4	2	15

CC = Certified Center; CF = Certified Family; RF = Registered Family; RA = Recorded Agency; HS = Head Start; PS = Preschool Program;

**Children in Spark Programs: 822**



### Children by Age



Number of Children



21

822

# County Data Facts

All data as of 06/30/2024



## Gilliam

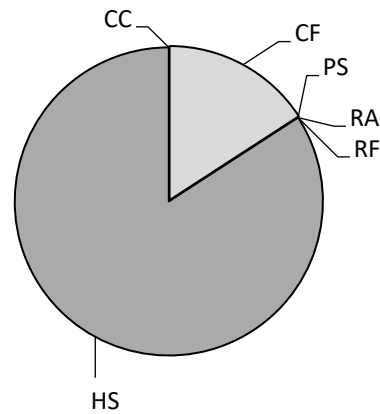
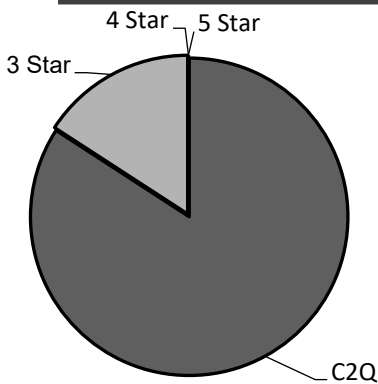
County Spark Participation

Star Rated Programs

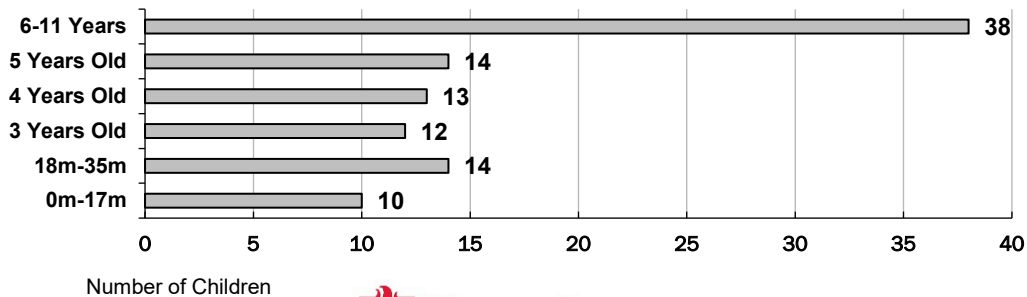
	# Licensed	C2Q	3-Star	4-Star	5-Star
CC	0	0	0	0	0
CF	0	0	1	0	0
RF	1	0	0	0	0
RA	1	0	0	0	0
HS	1	1	0	0	0
PS	0	0	0	0	0
Totals	3	1	1	0	0

CC = Certified Center; CF = Certified Family; RF = Registered Family; RA = Recorded Agency; HS = Head Start; PS = Preschool Program;

**Children in Spark Programs: 101**



### Children by Age



1

101

# County Data Facts

All data as of 06/31/2024



## Grant

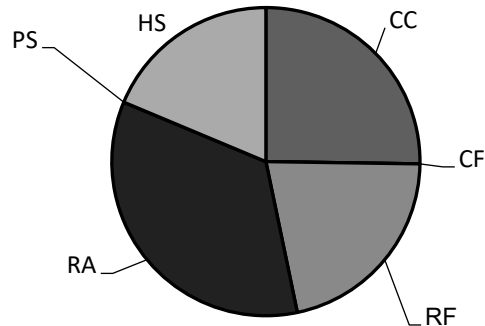
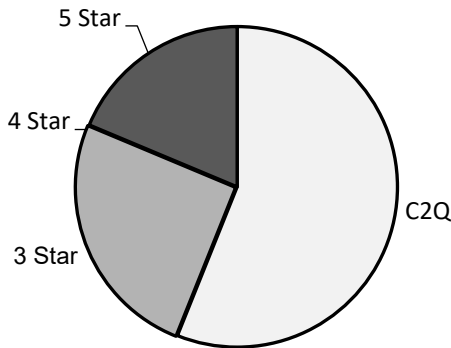
County Spark Participation

Star Rated Programs

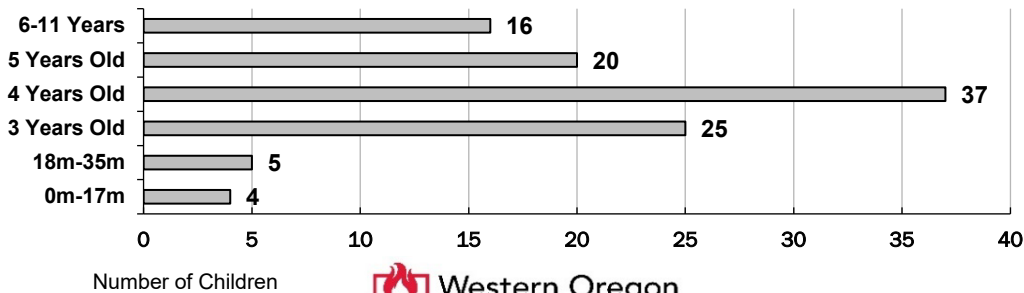
	# Licensed	C2Q	3-Star	4-Star	5-Star
CC	2	0	1	0	0
CF	2	0	0	0	0
RF	1	2	0	0	0
RA	4	3	0	0	0
HS	1	0	0	0	1
PS	1	0	0	0	0
Totals	11	5	1	0	1

CC = Certified Center; CF = Certified Family; RF = Registered Family; RA = Recorded Agency; HS = Head Start; PS = Preschool Program;

### Children in Spark Programs: 107



### Children by Age



2

107



# County Data Facts

All data as of 06/30/2024



## Harney

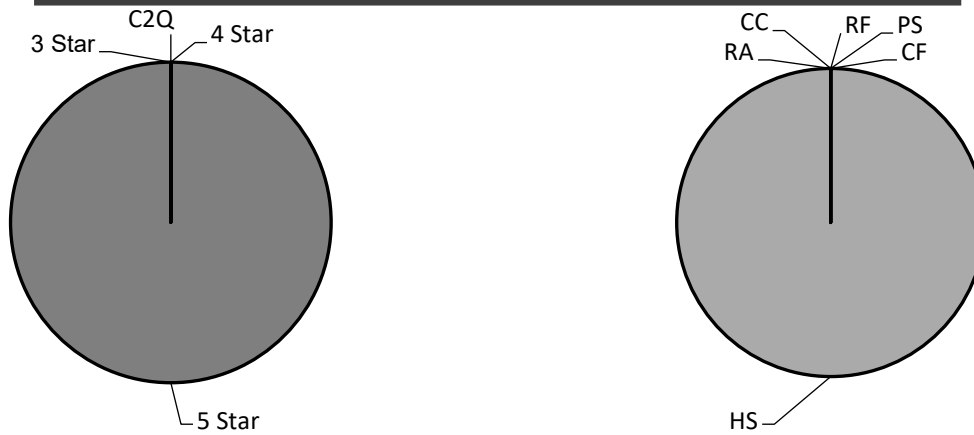
County Spark Participation

Star Rated Programs

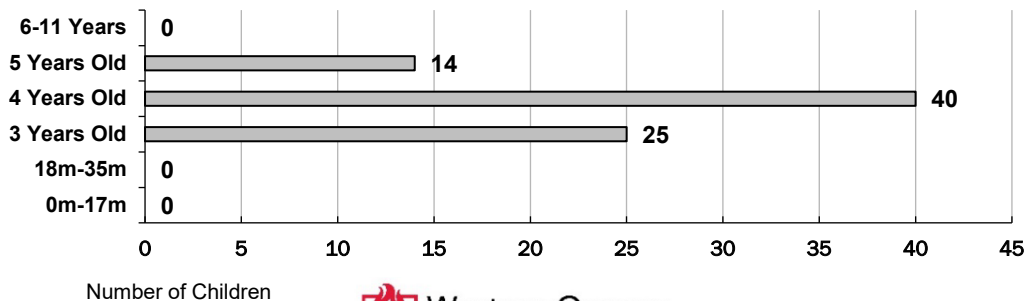
	# Licensed	C2Q	3-Star	4-Star	5-Star
CC	0	0	0	0	0
CF	0	0	0	0	0
RF	2	0	0	0	0
RA	0	0	0	0	0
HS	2	0	0	0	1
PS	0	0	0	0	0
Totals	4	0	0	0	1

CC = Certified Center; CF = Certified Family; RF = Registered Family; RA = Recorded Agency; HS = Head Start; PS = Preschool Program;

### Children in Spark Programs: 79



### Children by Age



The Research Institute



# County Data Facts

All data as of 06/31/2024



## Hood River

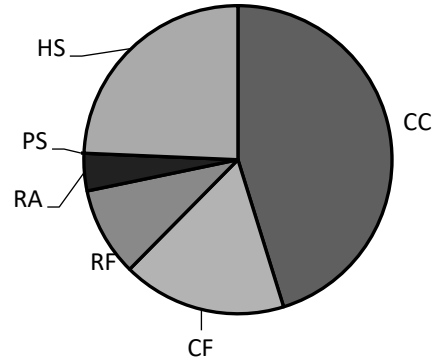
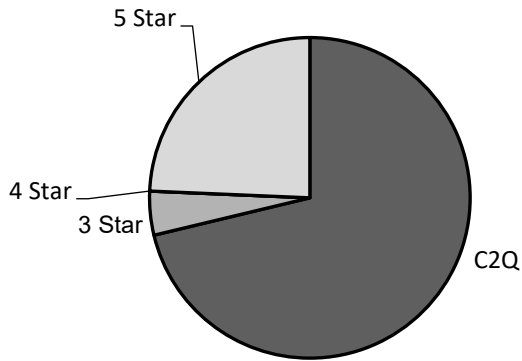
County Spark Participation

Star Rated Programs

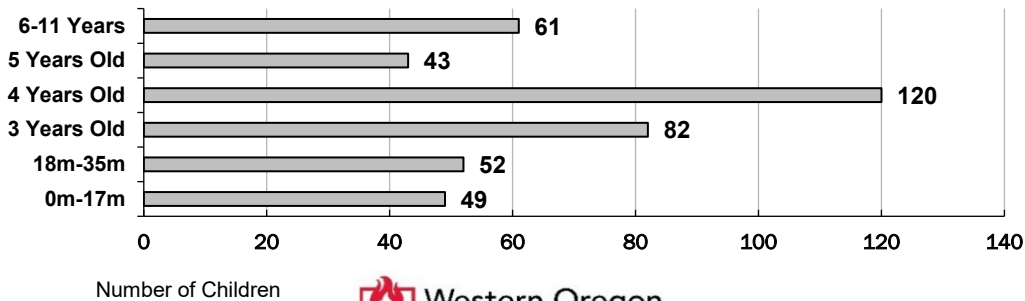
	# Licensed	C2Q	3-Star	4-Star	5-Star
CC	12	5	0	0	0
CF	8	3	0	0	0
RF	8	3	1	0	0
RA	1	0	1	0	0
HS	6	0	0	0	4
PS	2	0	0	0	0
Totals	37	11	2	0	4

CC = Certified Center; CF = Certified Family; RF = Registered Family; RA = Recorded Agency; HS = Head Start; PS = Preschool Program;

**Children in Spark Programs: 407**



### Children by Age




6

407

# County Data Facts

All data as of 06/30/2024



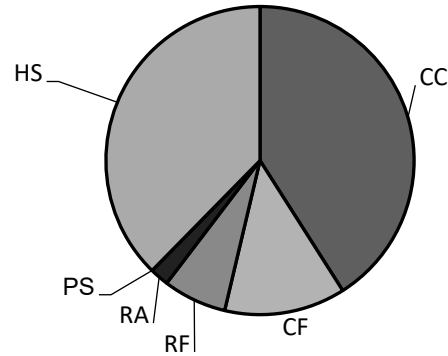
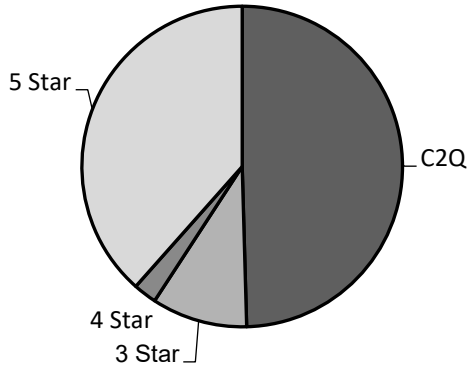
## Jackson

Star Rated Programs

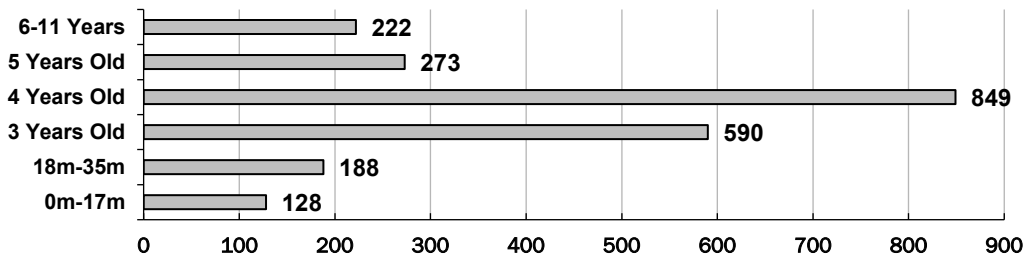
	# Licensed	C2Q	3-Star	4-Star	5-Star
CC	48	15	2	1	2
CF	57	10	9	3	1
RF	55	12	7	0	0
RA	3	1	0	0	0
HS	16	1	0	0	14
PS	22	0	0	0	0
Totals	201	39	18	4	17

CC = Certified Center; CF = Certified Family; RF = Registered Family; RA = Recorded Agency; HS = Head Start; PS = Preschool Program;

**Children in Spark Programs: 2,250**



### Children by Age



Number of Children



39

2,250

# County Data Facts

All data as of 06/30/2024



## Jefferson

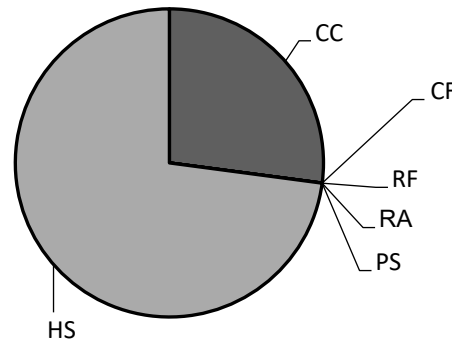
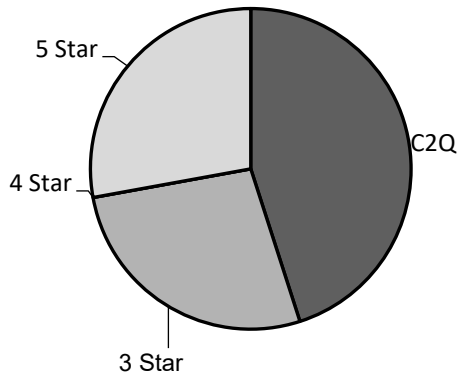
County Spark Participation

Star Rated Programs

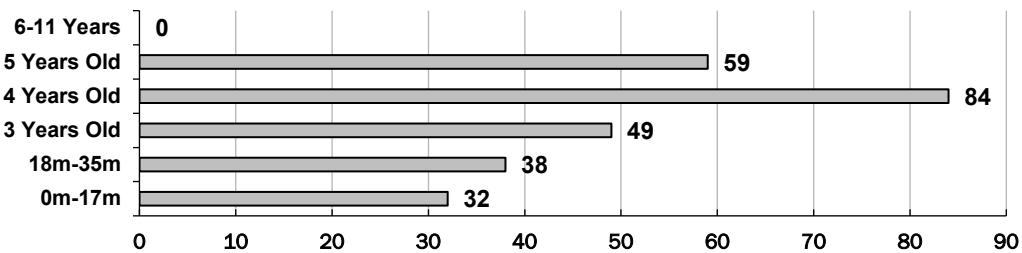
	# Licensed	C2Q	3-Star	4-Star	5-Star
CC	1	0	2	0	0
CF	1	0	0	0	0
RF	8	0	0	0	0
RA	0	0	0	0	0
HS	5	1	0	0	1
PS	1	0	0	0	0
Totals	16	1	2	0	1

CC = Certified Center; CF = Certified Family; RF = Registered Family; RA = Recorded Agency; HS = Head Start; PS = Preschool Program;

**Children in Spark Programs: 262**



### Children by Age



Number of Children




3

262



# County Data Facts

All data as of 06/30/2024



## Josephine

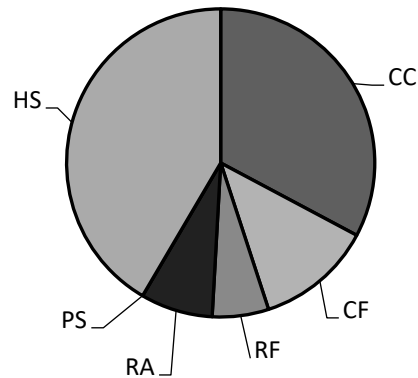
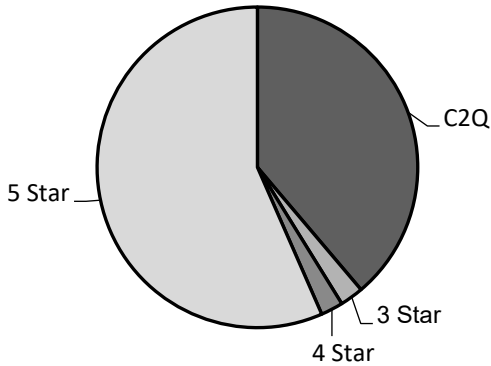
County Spark Participation

Star Rated Programs

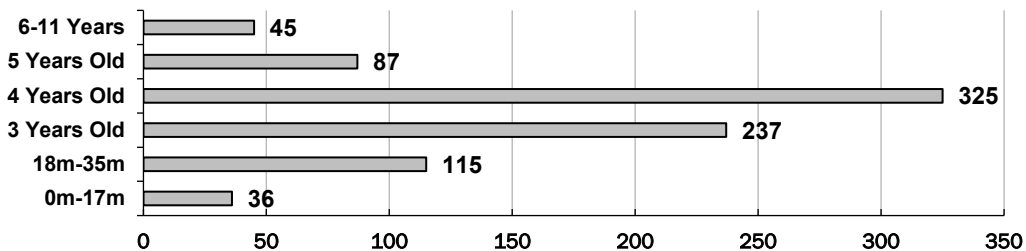
	# Licensed	C2Q	3-Star	4-Star	5-Star
CC	27	7	0	0	1
CF	18	2	2	1	1
RF	12	5	1	0	0
RA	1	0	0	0	1
HS	10	0	0	0	8
PS	9	0	0	0	0
Totals	77	14	3	1	11

CC = Certified Center; CF = Certified Family; RF = Registered Family; RA = Recorded Agency; HS = Head Start; PS = Preschool Program;

**Children in Spark Programs: 845**



### Children by Age



Number of Children



15

845

# County Data Facts

All data as of 06/31/2024



## Klamath

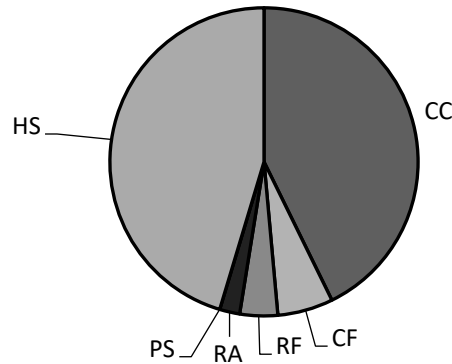
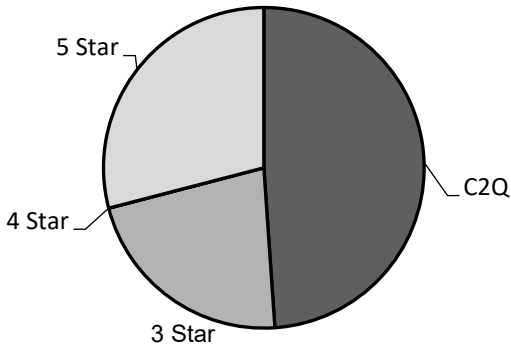
County Spark Participation

Star Rated Programs

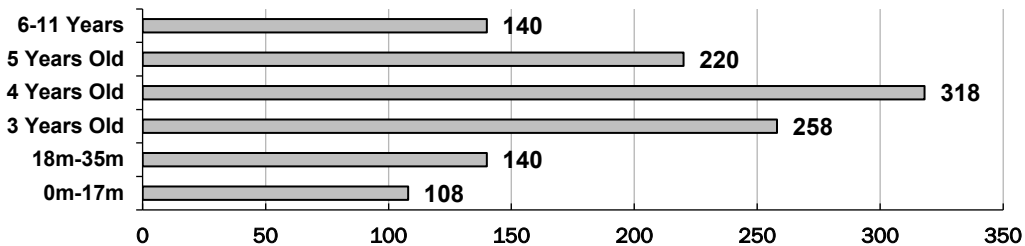
	# Licensed	C2Q	3-Star	4-Star	5-Star
CC	9	4	0	0	1
CF	11	3	2	0	1
RF	24	6	2	0	0
RA	3	3	0	0	0
HS	11	2	1	0	4
PS	5	0	0	0	0
Totals	63	18	5	0	6

CC = Certified Center; CF = Certified Family; RF = Registered Family; RA = Recorded Agency; HS = Head Start; PS = Preschool Program;

**Children in Spark Programs: 1,184**



### Children by Age



Number of Children



Western Oregon UNIVERSITY

The Research Institute

11

1,184

# County Data Facts

All data as of 06/31/2024



## Lake

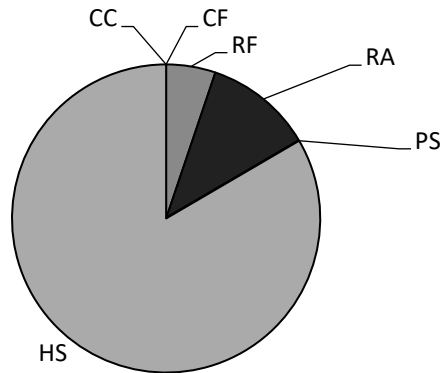
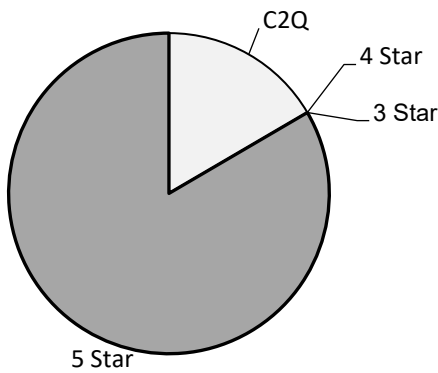
County Spark Participation

Star Rated Programs

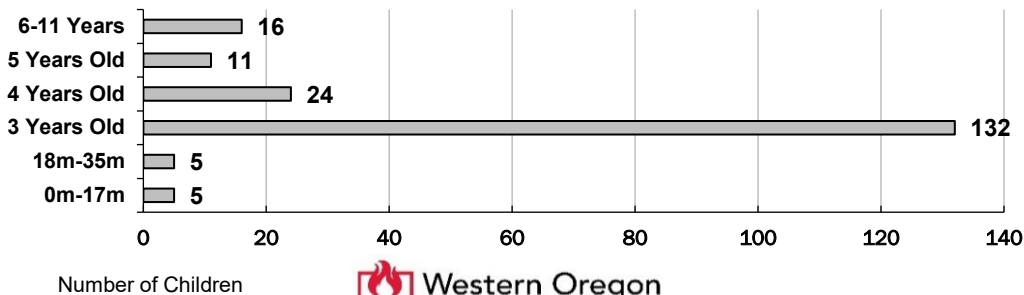
	# Licensed	C2Q	3-Star	4-Star	5-Star
CC	0	0	0	0	0
CF	0	0	0	0	0
RF	2	1	0	0	0
RA	1	1	0	0	0
HS	1	0	0	0	1
PS	1	0	0	0	0
Totals	5	2	0	0	1

CC = Certified Center; CF = Certified Family; RF = Registered Family; RA = Recorded Agency; HS = Head Start; PS = Preschool Program;

### Children in Spark Programs: 193



### Children by Age




1

193

# County Data Facts

All data as of 06/30/2024



## Lane

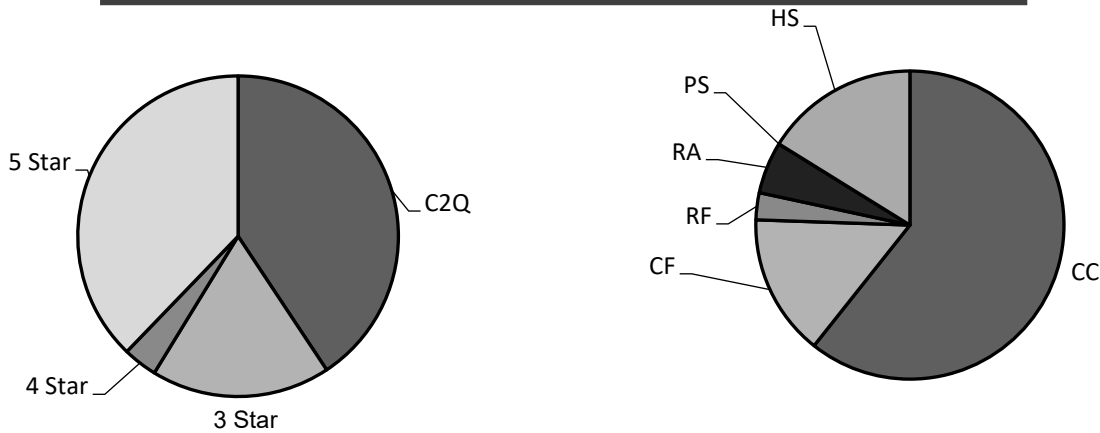
County Spark Participation

Star Rated Programs

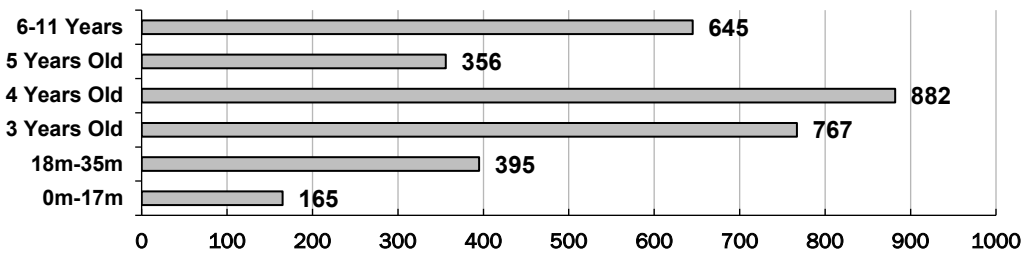
	# Licensed	C2Q	3-Star	4-Star	5-Star
CC	90	19	5	0	12
CF	95	17	8	6	7
RF	77	5	5	0	1
RA	18	6	1	3	2
HS	22	1	0	0	15
PS	37	0	0	0	0
Totals	339	48	19	9	37

CC = Certified Center; CF = Certified Family; RF = Registered Family; RA = Recorded Agency; HS = Head Start; PS = Preschool Program;

### Children in Spark Programs: 3,210



### Children by Age



Number of Children



65

3,210



# County Data Facts

All data as of 06/31/2024



## Lincoln

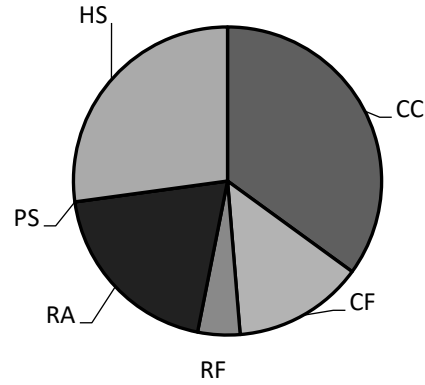
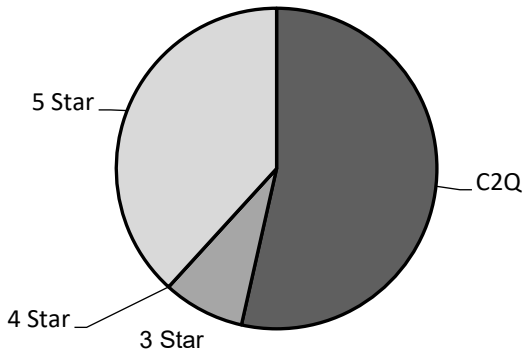
County Spark Participation

Star Rated Programs

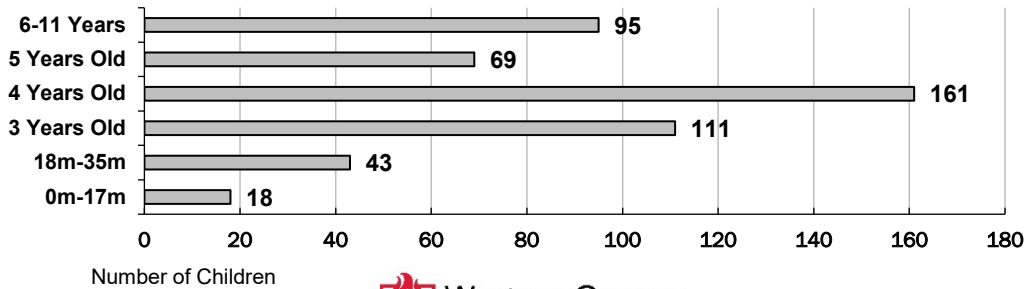
	# Licensed	C2Q	3-Star	4-Star	5-Star
CC	7	2	0	0	1
CF	5	3	1	0	0
RF	13	0	2	0	0
RA	5	5	0	0	0
HS	4	1	0	0	2
PS	3	0	0	0	0
Totals	29	6	3	0	3

CC = Certified Center; CF = Certified Family; RF = Registered Family; RA = Recorded Agency; HS = Head Start; PS = Preschool Program;

**Children in Spark Programs: 497**



Children by Age



6

497

# County Data Facts

All data as of 06/31/2024



## Linn

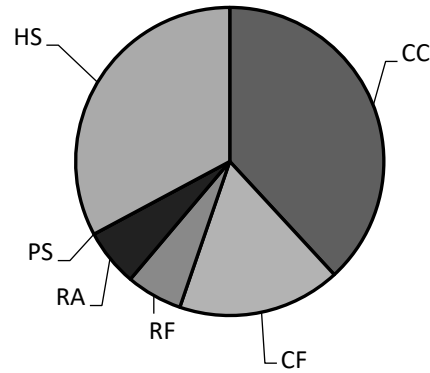
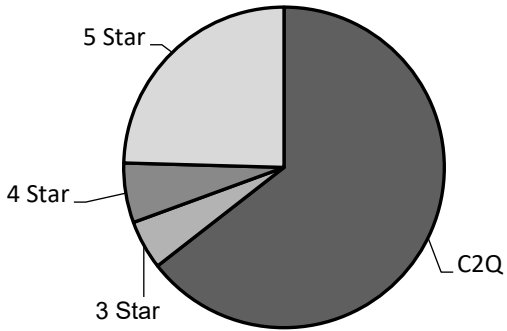
County Spark Participation

Star Rated Programs

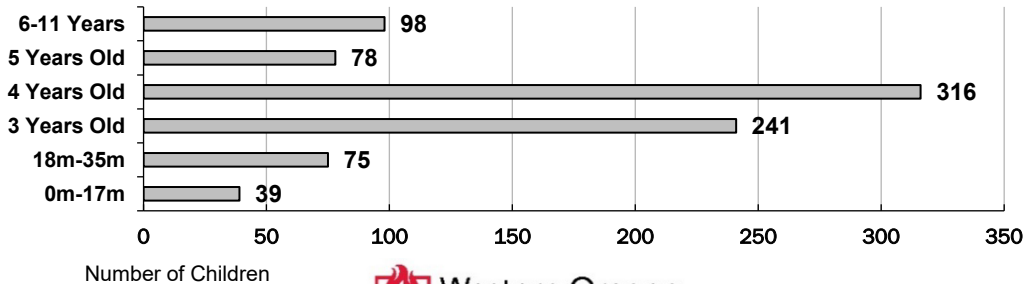
	# Licensed	C2Q	3-Star	4-Star	5-Star
CC	20	6	1	0	1
CF	23	7	1	0	0
RF	38	6	2	0	0
RA	4	0	0	4	0
HS	4	1	0	0	2
PS	8	0	0	0	0
Totals	97	20	4	4	3

CC = Certified Center; CF = Certified Family; RF = Registered Family; RA = Recorded Agency; HS = Head Start; PS = Preschool Program;

**Children in Spark Programs: 847**



Children by Age



The Research Institute

11

847

# County Data Facts

All data as of 06/31/2024



## Malheur

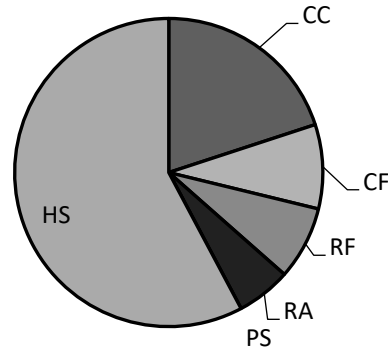
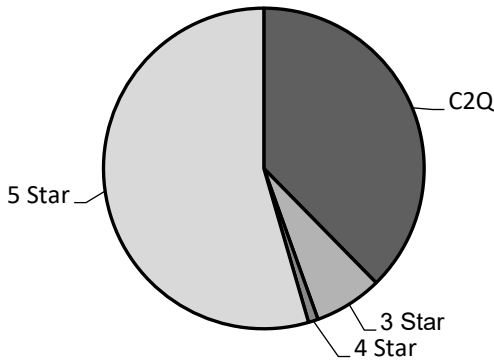
County Spark Participation

Star Rated Programs

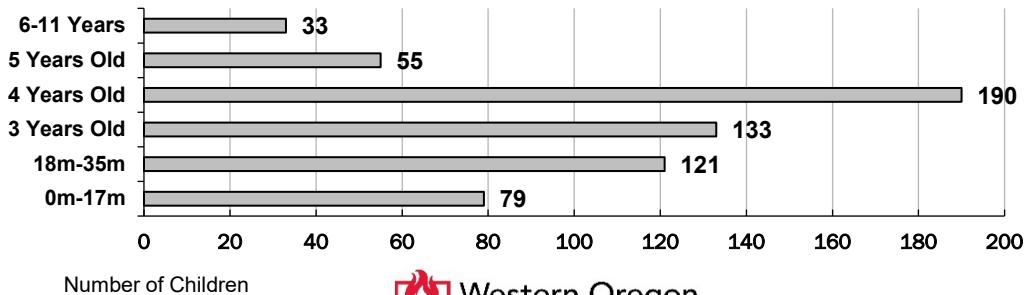
	# Licensed	C2Q	3-Star	4-Star	5-Star
CC	8	4	0	0	0
CF	5	2	2	0	0
RF	6	3	2	1	0
RA	0	2	0	0	0
HS	9	1	0	0	4
PS	3	0	0	0	0
Totals	31	12	4	1	4

CC = Certified Center; CF = Certified Family; RF = Registered Family; RA = Recorded Agency; HS = Head Start; PS = Preschool Program;

### Children in Spark Programs: 611



#### Children by Age




9

611

# County Data Facts

All data as of 06/31/2024



## Marion

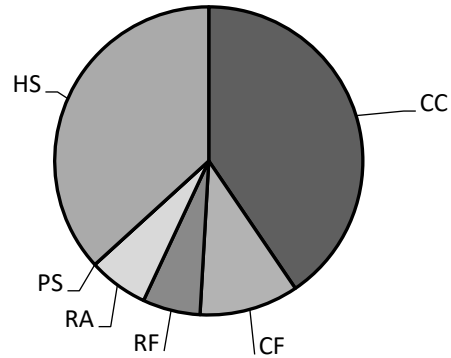
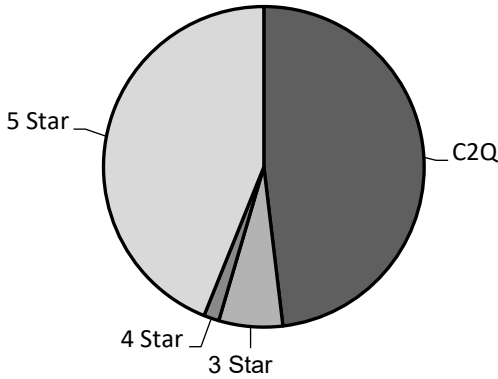
County Spark Participation

Star Rated Programs

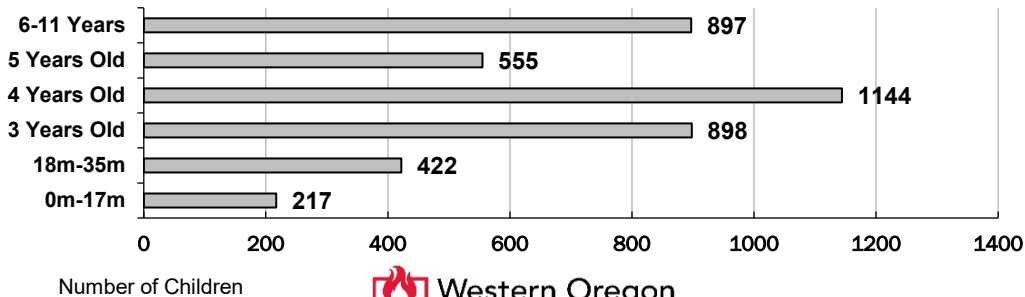
	# Licensed	C2Q	3-Star	4-Star	5-Star
CC	80	35	2	2	1
CF	94	17	8	3	11
RF	140	26	7	0	1
RA	16	5	1	0	3
HS	33	1	1	0	19
PS	29	0	0	0	0
Totals	392	84	19	5	35

CC = Certified Center; CF = Certified Family; RF = Registered Family; RA = Recorded Agency; HS = Head Start; PS = Preschool Program;

**Children in Spark Programs: 4,133**



### Children by Age



59

4,133



# County Data Facts

All data as of 06/31/2024



## Morrow

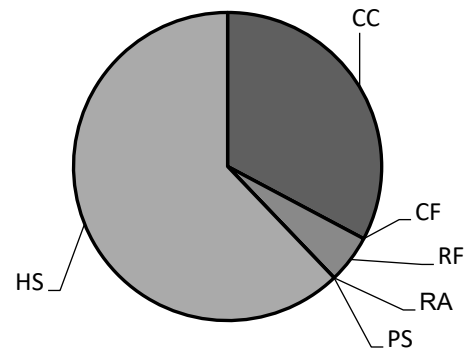
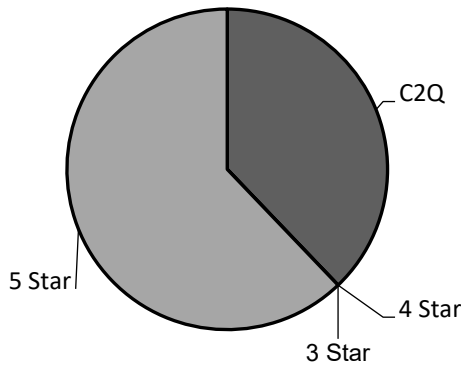
County Spark Participation

Star Rated Programs

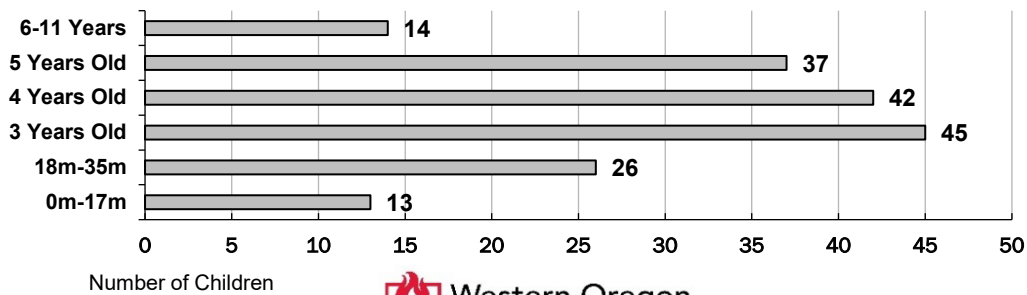
	# Licensed	C2Q	3-Star	4-Star	5-Star
CC	3	1	0	0	0
CF	0	0	0	0	0
RF	2	1	0	0	0
RA	2	0	0	0	0
HS	2	0	0	0	2
PS	3	0	0	0	0
Totals	12	2	0	0	2

CC = Certified Center; CF = Certified Family; RF = Registered Family; RA = Recorded Agency; HS = Head Start; PS = Preschool Program;

### Children in Spark Programs: 177



### Children by Age




2

177

# County Data Facts

All data as of 06/31/2024



## Multnomah

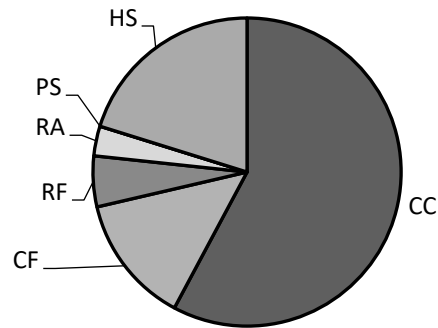
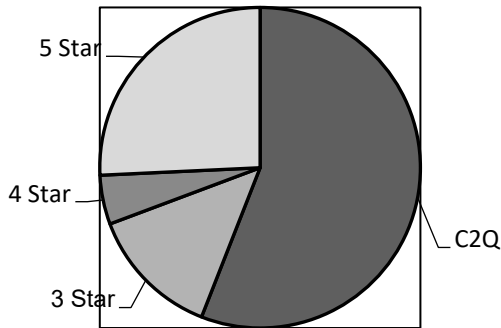
County Spark Participation

Star Rated Programs

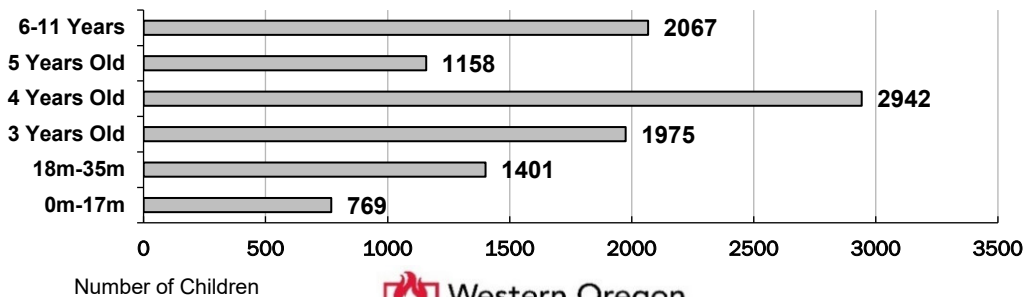
	# Licensed	C2Q	3-Star	4-Star	5-Star
CC	270	66	13	6	10
CF	274	72	15	4	14
RF	284	47	25	0	0
RA	13	6	2	1	2
HS	84	3	2	0	36
PS	65	0	0	0	0
Totals	990	194	57	11	62

CC = Certified Center; CF = Certified Family; RF = Registered Family; RA = Recorded Agency; HS = Head Start; PS = Preschool Program;

**Children in Spark Programs: 10,312**



### Children by Age



The Research Institute

130

10,312

# County Data Facts

All data as of 06/31/2024



## Polk

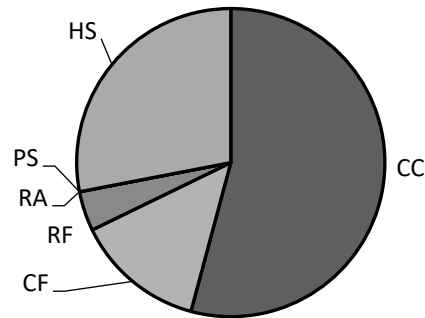
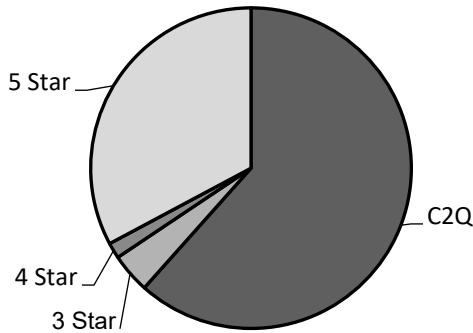
County Spark Participation

Star Rated Programs

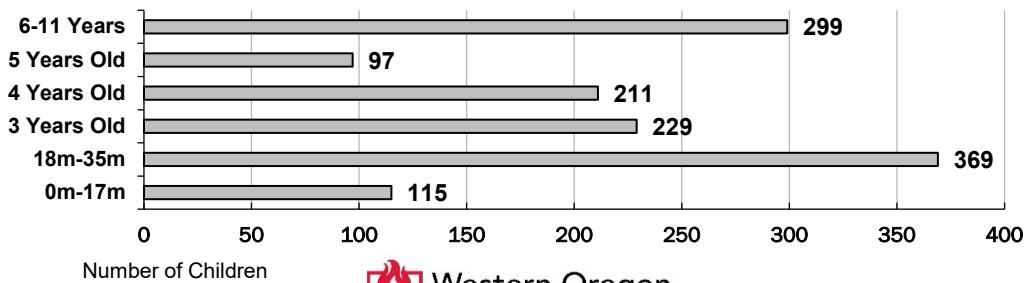
	# Licensed	C2Q	3-Star	4-Star	5-Star
CC	20	11	1	0	2
CF	25	10	1	1	2
RF	23	4	2	1	0
RA	2	0	0	0	0
HS	8	1	0	0	5
PS	5	0	0	0	0
Totals	83	26	4	2	9

CC = Certified Center; CF = Certified Family; RF = Registered Family; RA = Recorded Agency; HS = Head Start; PS = Preschool Program;

**Children in Spark Programs: 1,320**



### Children by Age



15

1,320

# County Data Facts

All data as of 06/31/2024



## Sherman

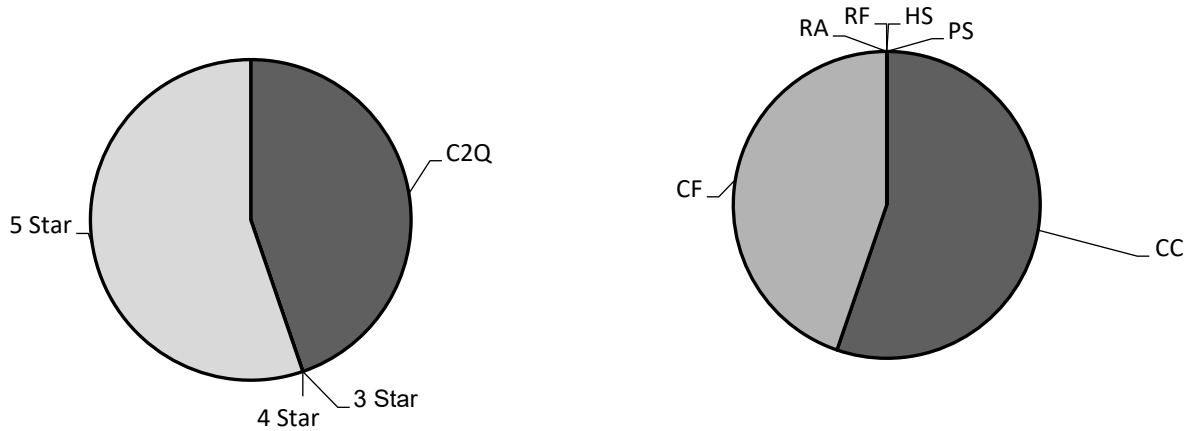
County Spark Participation

Star Rated Programs

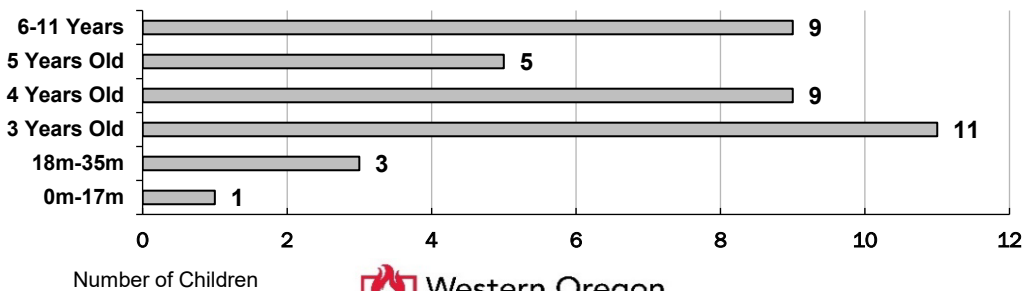
	# Licensed	C2Q	3-Star	4-Star	5-Star
CC	0	0	0	0	1
CF	2	1	0	0	0
RF	0	0	0	0	0
RA	1	0	0	0	0
HS	1	0	0	0	0
PS	0	0	0	0	0
Totals	4	1	0	0	1

CC = Certified Center; CF = Certified Family; RF = Registered Family; RA = Recorded Agency; HS = Head Start; PS = Preschool Program;

**Children in Spark Programs: 38**



Children by Age




1

38



# County Data Facts

All data as of 06/31/2024



## Tillamook

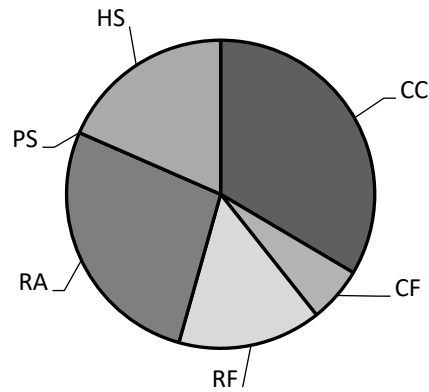
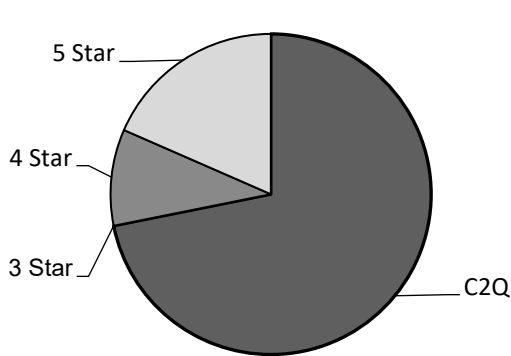
County Spark Participation

Star Rated Programs

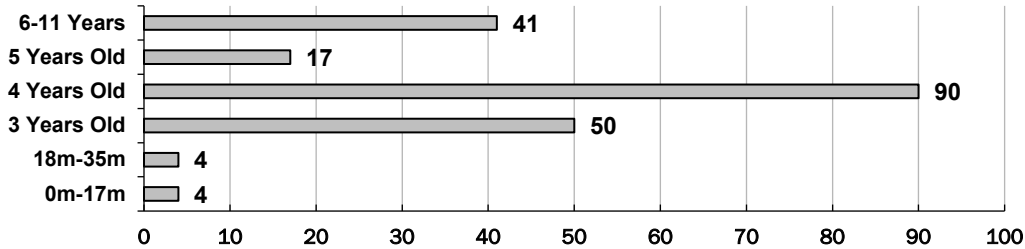
	# Licensed	C2Q	3-Star	4-Star	5-Star
CC	1	2	0	0	0
CF	3	1	0	0	0
RF	3	2	0	0	0
RA	5	2	0	1	0
HS	3	0	0	0	1
PS	4	0	0	0	0
Totals	19	7	0	1	1

CC = Certified Center; CF = Certified Family; RF = Registered Family; RA = Recorded Agency; HS = Head Start; PS = Preschool Program;

**Children in Spark Programs: 206**



### Children by Age



Number of Children




2

206

# County Data Facts

All data as of 06/31/2024



## Umatilla

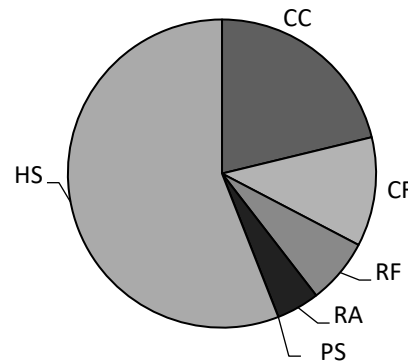
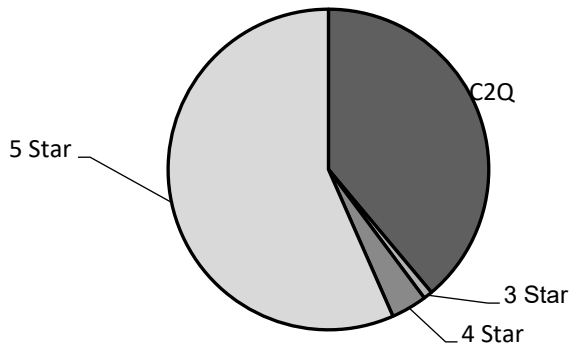
County Spark Participation

Star Rated Programs

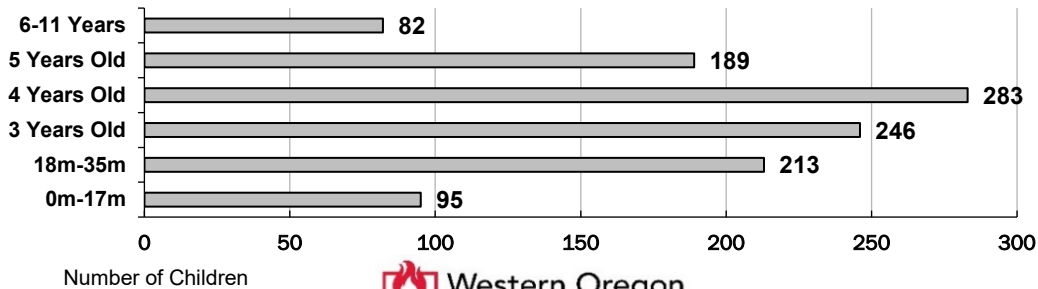
	# Licensed	C2Q	3-Star	4-Star	5-Star
CC	11	4	0	0	1
CF	19	5	1	2	2
RF	26	6	0	1	0
RA	5	4	0	0	0
HS	14	1	0	0	10
PS	6	0	0	0	0
Totals	81	20	1	3	13

CC = Certified Center; CF = Certified Family; RF = Registered Family; RA = Recorded Agency; HS = Head Start; PS = Preschool Program;

**Children in Spark Programs: 1,108**



### Children by Age



17

1,108

# County Data Facts

All data as of 06/31/2024



## Union

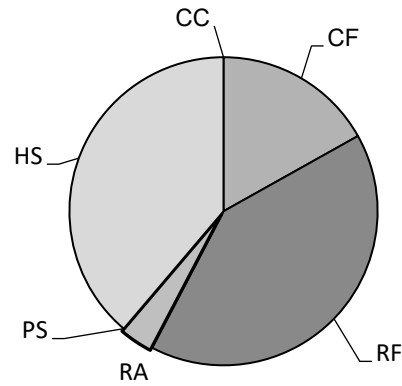
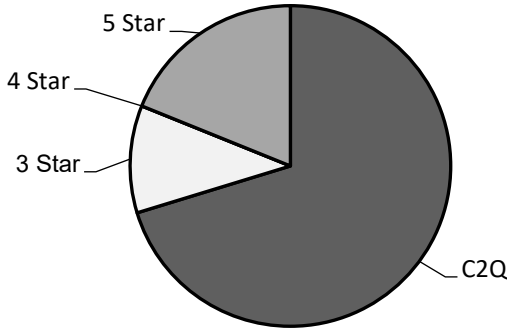
County Spark Participation

Star Rated Programs

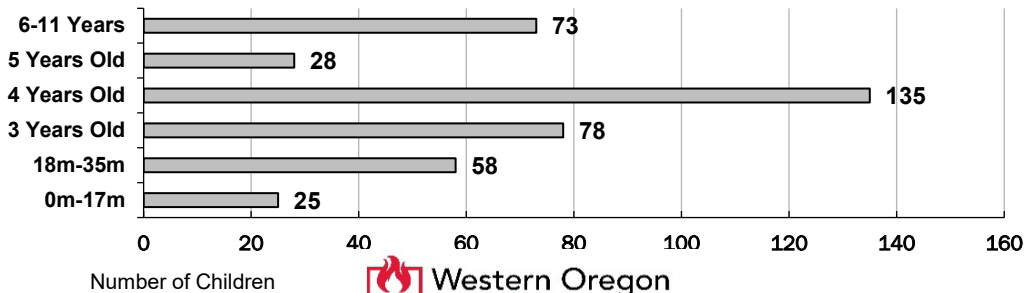
	# Licensed	C2Q	3-Star	4-Star	5-Star
CC	2	0	0	0	0
CF	3	3	1	0	0
RF	22	13	3	0	0
RA	5	4	0	0	0
HS	4	1	0	0	4
PS	6	0	0	0	0
Totals	42	21	4	0	4

CC = Certified Center; CF = Certified Family; RF = Registered Family; RA = Recorded Agency; HS = Head Start; PS = Preschool Program;

**Children in Spark Programs: 397**



### Children by Age



8

397

# County Data Facts

All data as of 06/31/2024



## Wallowa

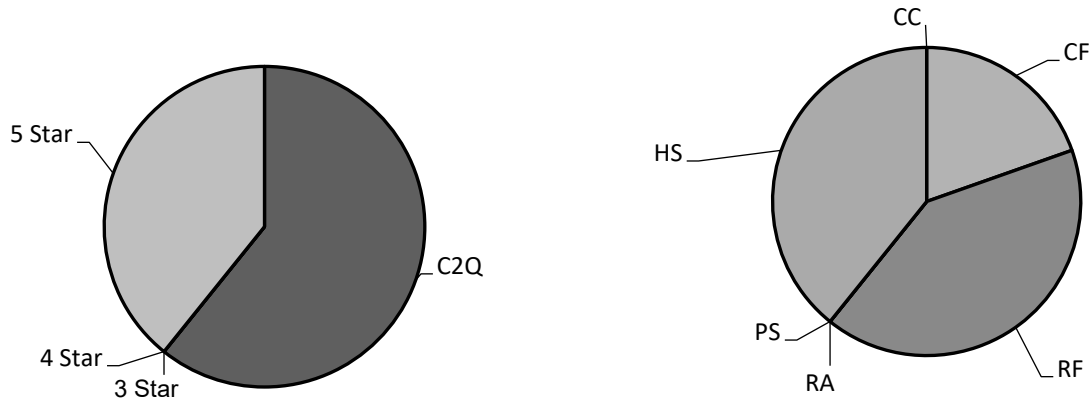
County Spark Participation

Star Rated Programs

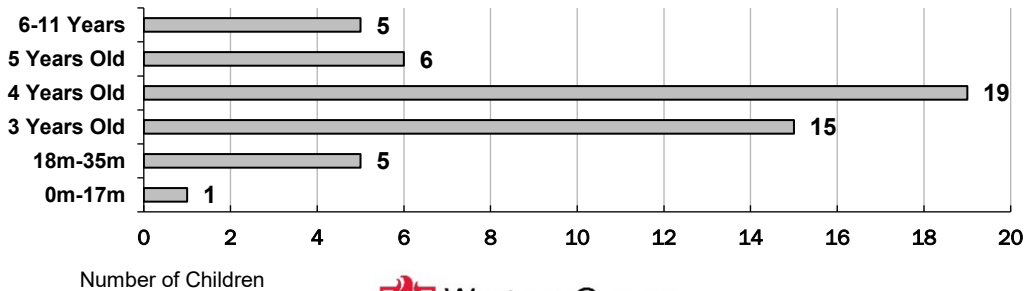
	# Licensed	C2Q	3-Star	4-Star	5-Star
CC	0	0	0	0	0
CF	3	1	0	0	0
RF	2	2	0	0	0
RA	1	0	0	0	0
HS	1	0	0	0	1
PS	1	0	0	0	0
Totals	8	3	0	0	1

CC = Certified Center; CF = Certified Family; RF = Registered Family; RA = Recorded Agency; HS = Head Start; PS = Preschool Program;

**Children in Spark Programs: 51**



Children by Age



1

51



# County Data Facts

All data as of 06/31/2024



## Wasco

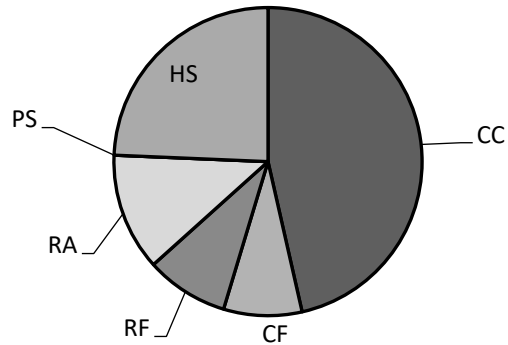
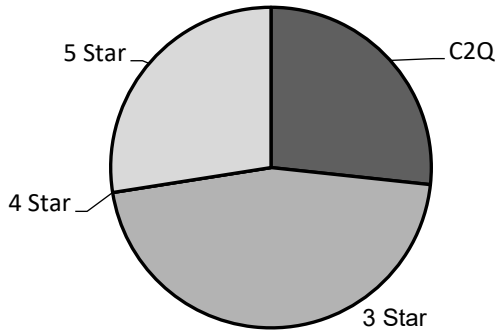
County Spark Participation

Star Rated Programs

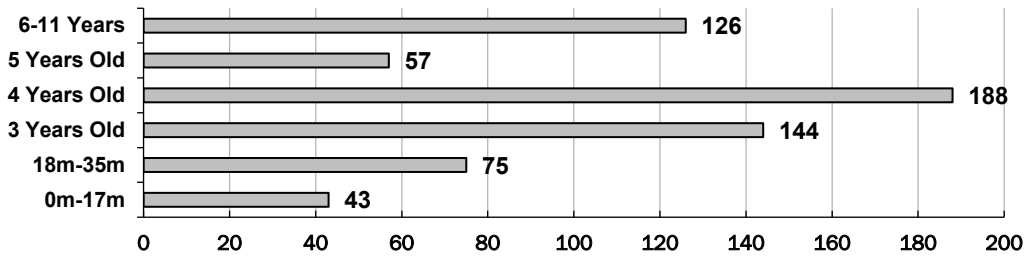
	# Licensed	C2Q	3-Star	4-Star	5-Star
CC	3	1	1	0	0
CF	4	2	1	0	1
RF	14	4	2	0	0
RA	4	2	0	0	0
HS	6	0	0	0	4
PS	3	0	0	0	0
Totals	34	9	4	0	5

CC = Certified Center; CF = Certified Family; RF = Registered Family; RA = Recorded Agency; HS = Head Start; PS = Preschool Program;

**Children in Spark Programs: 633**



### Children by Age



Number of Children




9

633

# County Data Facts

All data as of 06/30/2024



## Washington

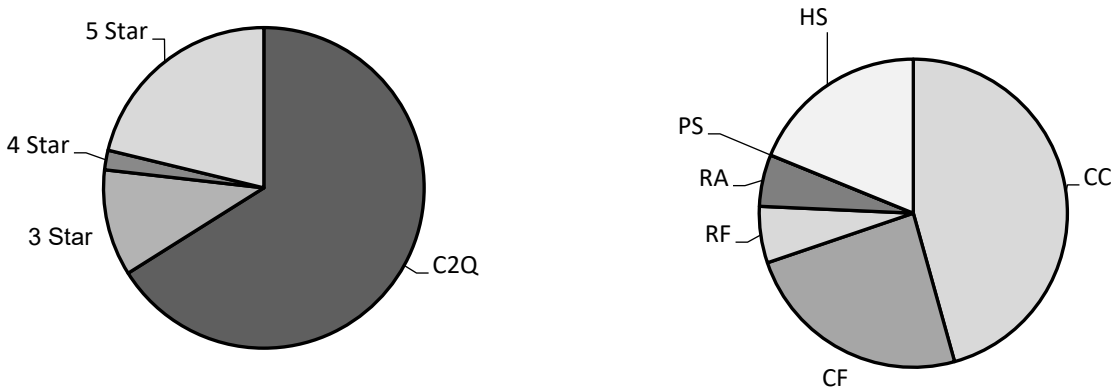
County Spark Participation

Star Rated Programs

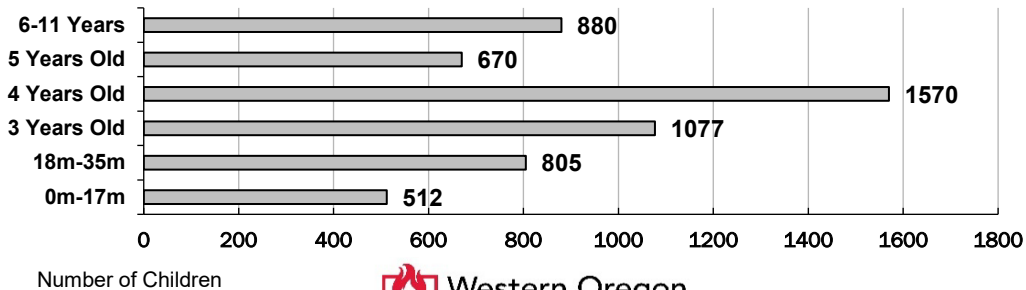
	# Licensed	C2Q	3-Star	4-Star	5-Star
CC	218	41	0	3	1
CF	251	86	19	4	6
RF	186	38	7	2	1
RA	17	6	2	0	3
HS	30	2	1	0	14
PS	54	0	0	0	0
Totals	756	173	29	9	25

CC = Certified Center; CF = Certified Family; RF = Registered Family; RA = Recorded Agency; HS = Head Start; PS = Preschool Program;

### Children in Spark Programs: 5,514



### Children by Age



The Research Institute

63

5,514

# County Data Facts

All data as of 06/30/2024



## Wheeler

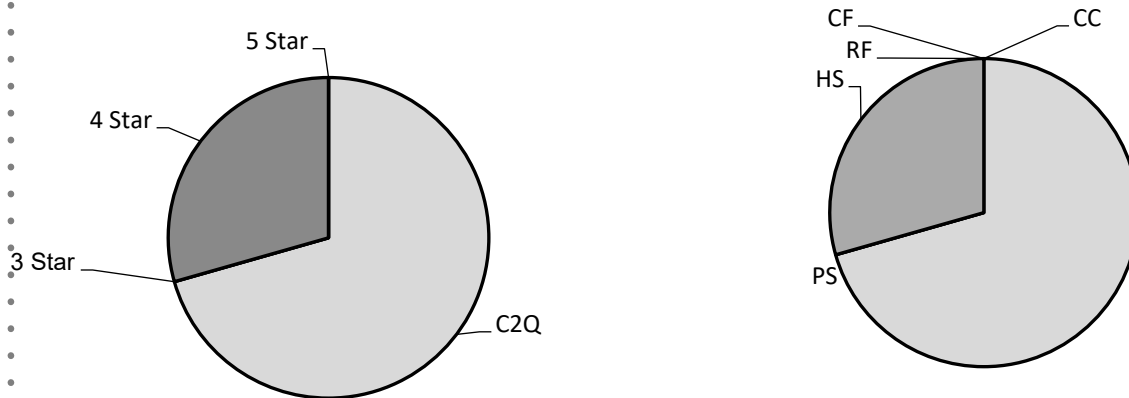
County Spark Participation

Star Rated Programs

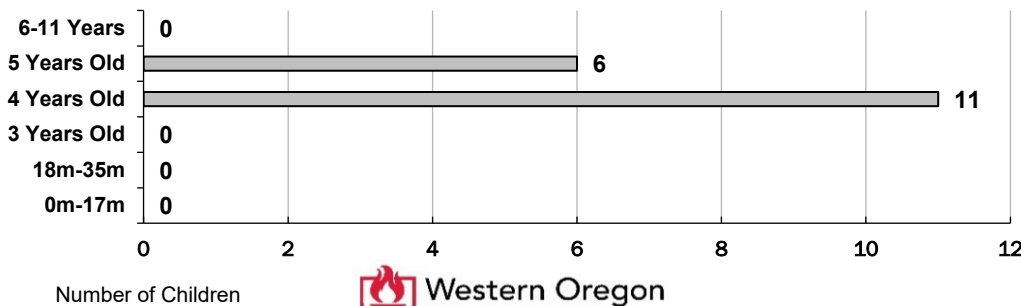
	# Licensed	C2Q	3-Star	4-Star	5-Star
CC	0	0	0	0	0
CF	0	0	0	0	0
RF	0	0	0	0	0
RA	1	1	0	0	0
HS	2	0	0	1	0
PS	0	0	0	0	0
Totals	3	1	0	1	0

CC = Certified Center; CF = Certified Family; RF = Registered Family; RA = Recorded Agency; HS = Head Start; PS = Preschool Program;

### Children in Spark Programs: 17



### Children by Age



1

17

# County Data Facts

All data as of 06/31/2024



## Yamhill

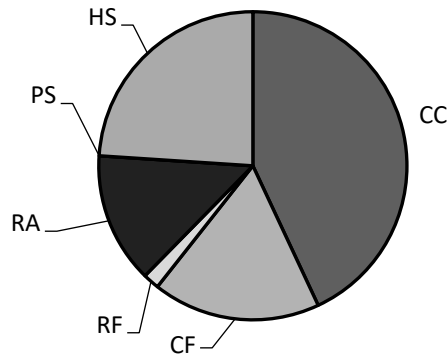
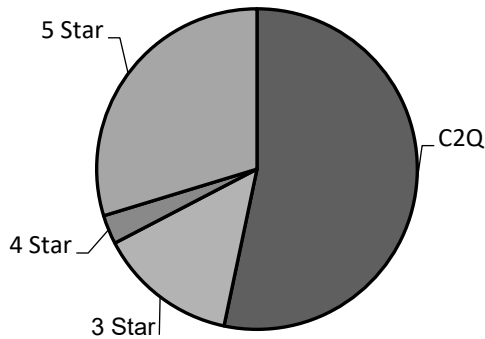
County Spark Participation

Star Rated Programs

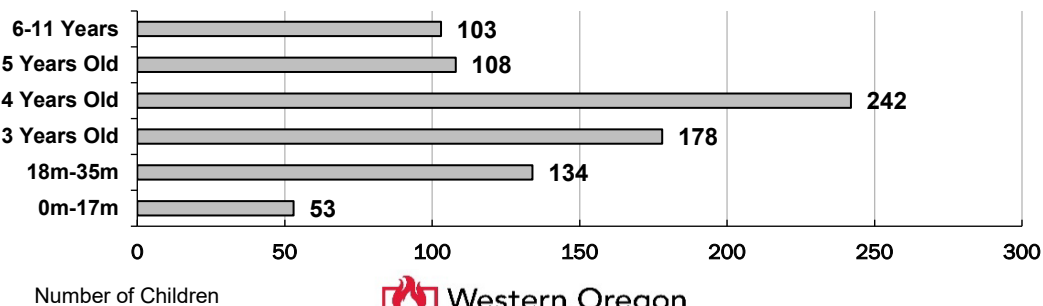
	# Licensed	C2Q	3-Star	4-Star	5-Star
CC	29	8	1	0	0
CF	26	3	2	3	1
RF	20	1	0	0	1
RA	5	0	0	0	0
HS	6	0	0	0	3
PS	0	0	0	0	0
Totals	86	12	3	3	5

CC = Certified Center; CF = Certified Family; RF = Registered Family; RA = Recorded Agency; HS = Head Start; PS = Preschool Program;

### Children in Spark Programs: 818



#### Children by Age



11

818