



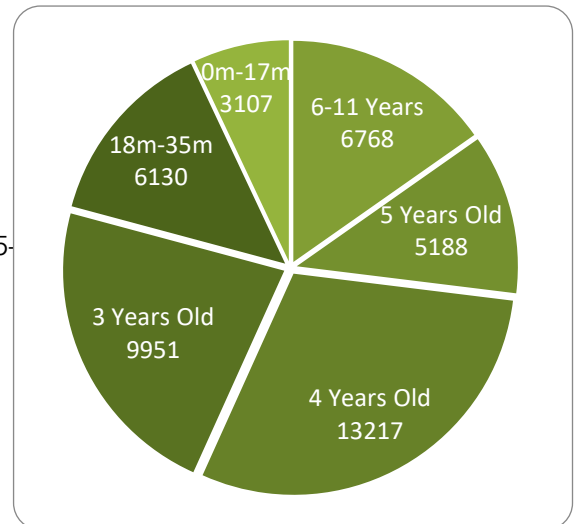
Data Facts

September 30, 2024
Oregonspark.org

Spark, Oregon's Quality Rating and Improvement System is a system designed to raise the quality and consistency of early learning programs across the state. Spark aligns with the national trend of QRISs that recognizes, rewards, and builds on the current quality of early learning. Spark provides a framework for program quality improvement while providing a tool that helps parents looking for quality early learning and care options.

Visit <http://www.oregonspark.org> for more information on requirements and standards.

There were 44,361 children in Early Learning & Development Programs (ELDPs) that had achieved a Commitment to Quality (C2Q) rating or above. 9 in 10 (89%) of those children are in child care centers, 14% are in certified family child care, and 5% are in registered family child care. ELDPs that have attained a 3-, 4-, or 5-star rating provide service to 21,434 children. The age distribution of children in C2Q or star rated programs is highlighted in the figure. Head Start programs participating in the QRIS provide services to 12,153 children.



Total Children in Programs Participating in QRIS

44,361

This report reflects information gathered as of Sep 30, 2024.

For additional information please contact: 1-877-768-8290

Data Fact Archive

We have received 1960 portfolios. This includes 741 resubmissions for a higher rating. Of these 741 resubmissions, 740 have already been rescored, with 643 programs moving up in ratings.

616
Star Rated Programs

	Number of Licensed Programs	Achieved Commitment to Quality (C2Q)	3	4	5
CC	1,158	288	44	17	47
CF	1,177	292	86	29	53
RF	1,316	219	76	7	8
RA	169	65	13	12	20
HS	374	19	9	2	191
PS	399	0	1	1	0
Totals	4,593	883	229	68	319

CC = Certified Center; CF = Certified Family; RF = Registered Family; RA = Recorded Agency; HS = Head Start; PS = Preschool Program

Alternative Pathway (AP) indicates programs that are license exempt due to their association with school districts. These School Partner programs may have been licensed in the past and are still eligible for Spark participation. There are other School Partner programs that are not currently participating in Spark. However, the full list is not available yet so there may be discrepancies in the Data Facts until all School Partners and School Partners participating in Spark (AP) can be identified.

This report reflects information gathered as of Sep 30, 2024.
For additional information please contact: 1-877-768-8290

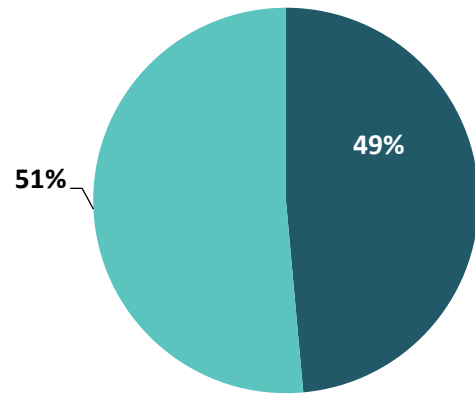
[Data Fact Archive](#)

Participation

This infographic shows the percentage of child care programs participating in Oregon's Spark by county.

Breakdown by Type

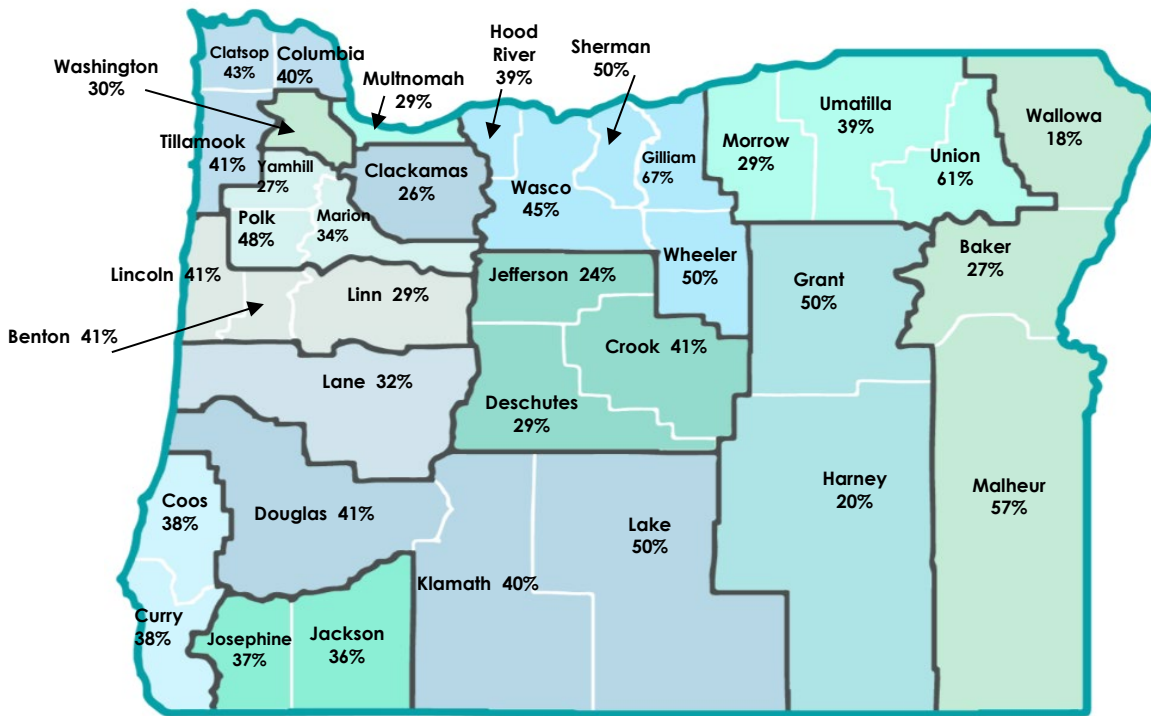
Centers includes licensed, non-licensed recorded agencies, and Head Start programs. Family Child Care includes both large certified family and small registered family programs. There are 1499 programs participating in total.



Breakdown by Participation

Participation is a percentage of the total number of eligible programs in each county.

■ Centers ■ Family Child Care



Produced by the Center on Research, Evaluation & Analysis - The Research Institute at Western Oregon University

County Data Facts

All data as of September 30, 2024



Baker

County Spark Participation


Star Rated Programs

	# Licensed	C2Q	3-Star	4-Star	5-Star
CC	2	2	0	1	0
CF	2	1	0	0	0
RF	11	1	0	0	0
RA	0	0	0	0	0
HS	3	0	0	0	1
PS	4	0	0	0	0
Totals	22	4	0	1	1

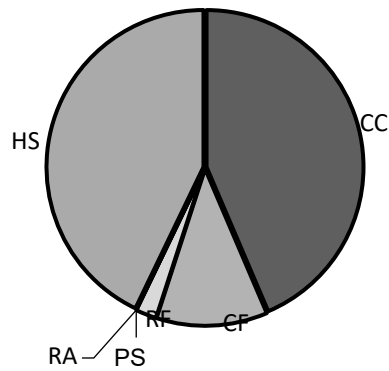
CC = Certified Center; CF = Certified Family; RF = Registered Family; RA = Recorded Agency; HS = Head Start; PS = Preschool Program

Children in Spark Programs: 140

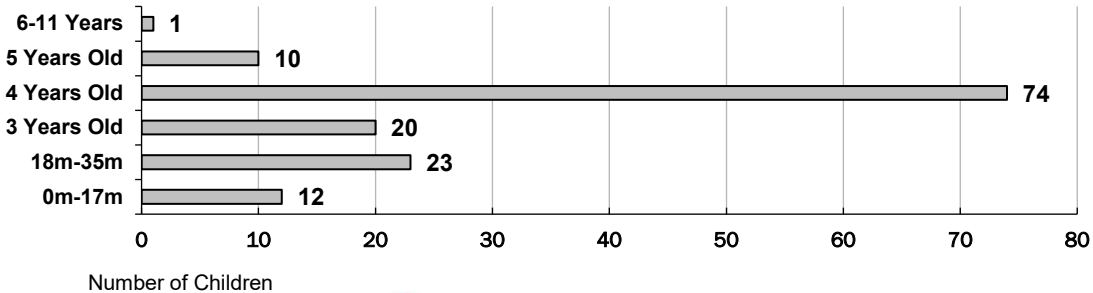
Children by Designation



Children by Program Type



Children by Age



County Data Facts

All data as of September 30, 2024



Benton

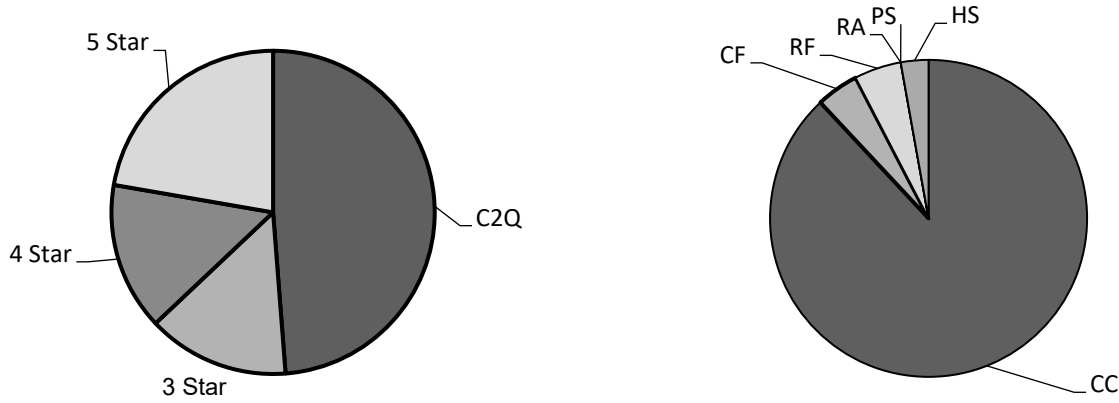
County Spark Participation

Star Rated Programs

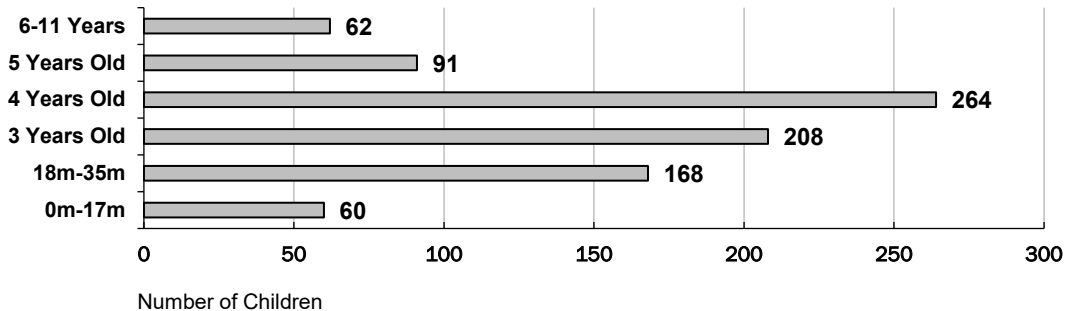
	# Licensed	C2Q	3-Star	4-Star	5-Star
CC	24	10	1	2	3
CF	12	2	1	0	0
RF	13	3	0	2	0
RA	0	0	0	0	0
HS	9	1	0	0	1
PS	6	0	0	0	0
Totals	64	16	2	4	4

CC = Certified Center; CF = Certified Family; RF = Registered Family; RA = Recorded Agency; HS = Head Start; PS = Preschool Program;

Children in Spark Programs: 853



Children by Age



County Data Facts

All data as of September 30, 2024



Clackamas

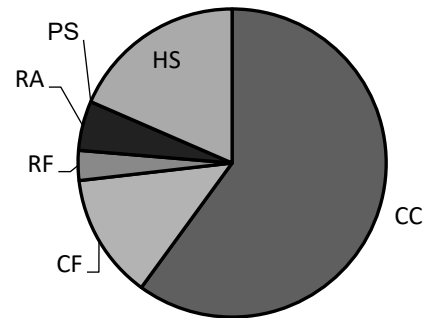
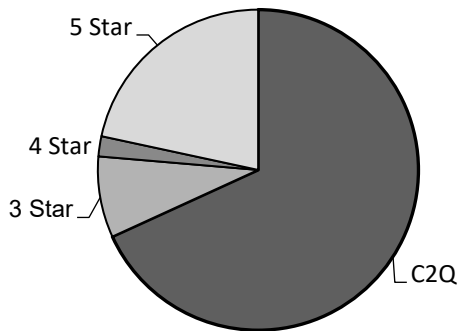
30

Star Rated Programs

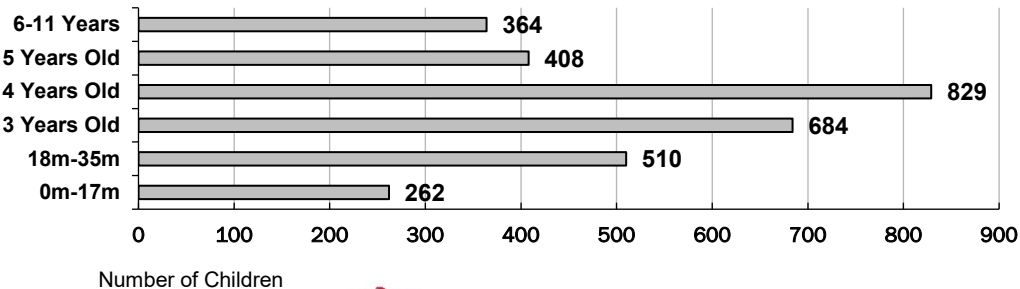
	# Licensed	C2Q	3-Star	4-Star	5-Star
CC	114	21	3	1	2
CF	67	20	5	1	3
RF	82	10	3	1	0
RA	6	5	1	0	0
HS	19	1	0	0	10
PS	52	0	0	0	0
Totals	340	57	12	3	15

CC = Certified Center; CF = Certified Family; RF = Registered Family; RA = Recorded Agency; HS = Head Start; PS = Preschool Program;

Children in Spark Programs: 3,057



Children by Age



County Data Facts

All data as of September 30, 2024



Clatsop

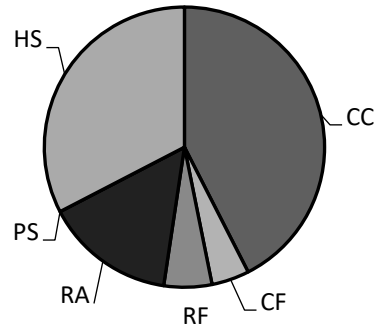
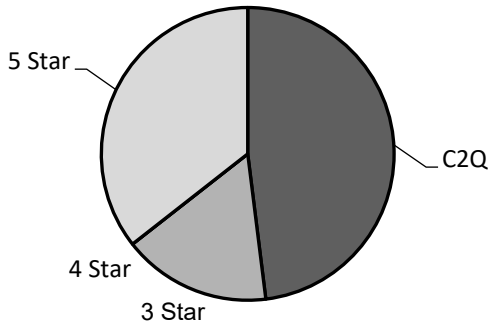
County Spark Participation

Star Rated Programs

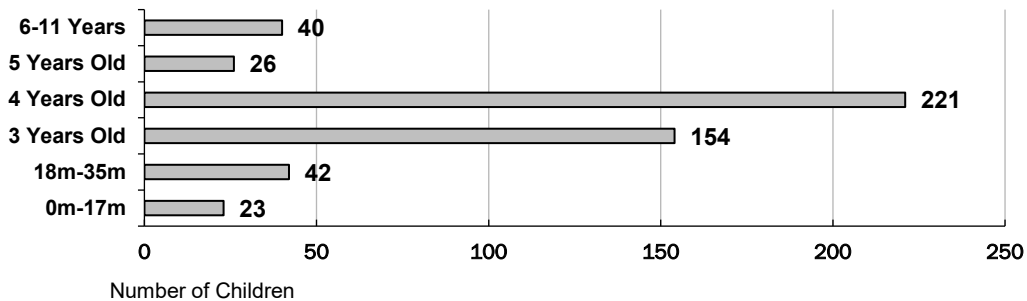
	# Licensed	C2Q	3-Star	4-Star	5-Star
CC	10	4	1	0	0
CF	4	1	0	0	0
RF	8	2	1	0	0
RA	9	2	1	0	1
HS	3	0	0	0	3
PS	3	2	0	0	0
Totals	37	11	3	0	4

CC = Certified Center; CF = Certified Family; RF = Registered Family; RA = Recorded Agency; HS = Head Start; PS = Preschool Program;

Children in Spark Programs: 506



Children by Age



County Data Facts

All data as of September 30, 2024



Columbia

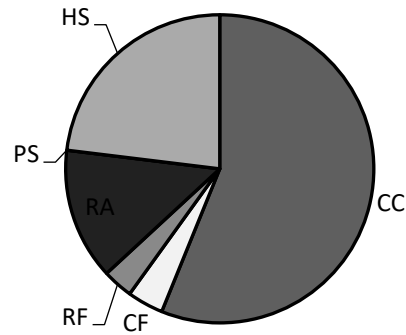
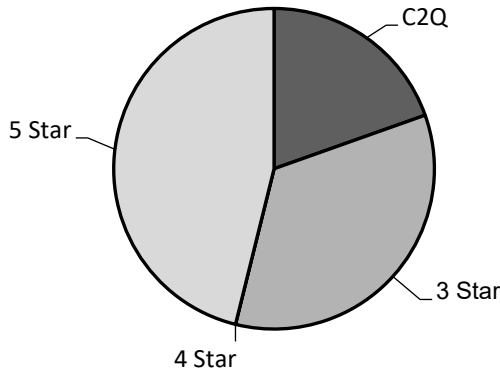
County Spark Participation

Star Rated Programs


	# Licensed	C2Q	3-Star	4-Star	5-Star
CC	5	2	2	0	1
CF	8	3	0	0	0
RF	15	3	1	0	0
RA	7	0	1	0	4
HS	8	0	0	0	4
PS	10	0	0	0	0
Totals	53	8	4	0	9

CC = Certified Center; CF = Certified Family; RF = Registered Family; RA = Recorded Agency; HS = Head Start; PS = Preschool Program;

Children in Spark Programs: 659



Children by Age



County Data Facts

All data as of September 30, 2024



Coos

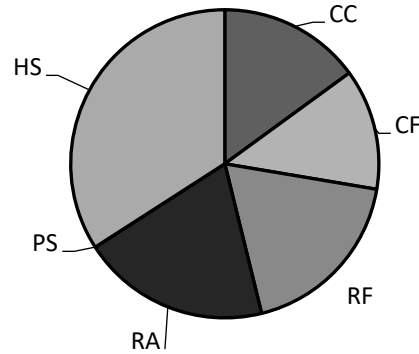
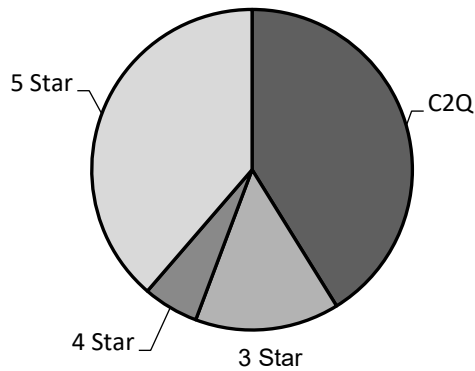
County Spark Participation

Star Rated Programs

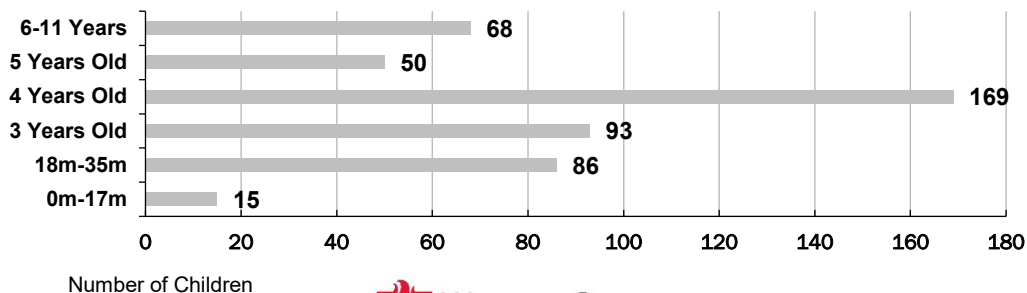
	# Licensed	C2Q	3-Star	4-Star	5-Star
CC	9	1	1	0	0
CF	5	1	1	1	0
RF	36	7	2	1	2
RA	2	2	0	0	0
HS	8	0	0	0	5
PS	4	0	0	0	0
Totals	64	11	4	2	7

CC = Certified Center; CF = Certified Family; RF = Registered Family; RA = Recorded Agency; HS = Head Start; PS = Preschool Program;

Children in Spark Programs: 481



Children by Age



County Data Facts

All data as of September 30, 2024



Crook

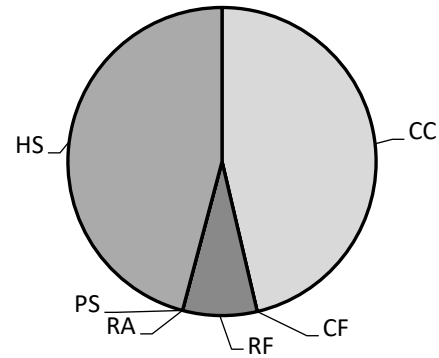
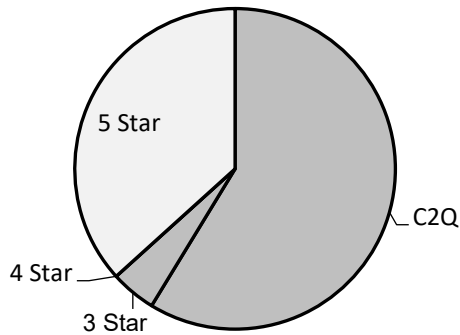
County Spark Participation

Star Rated Programs

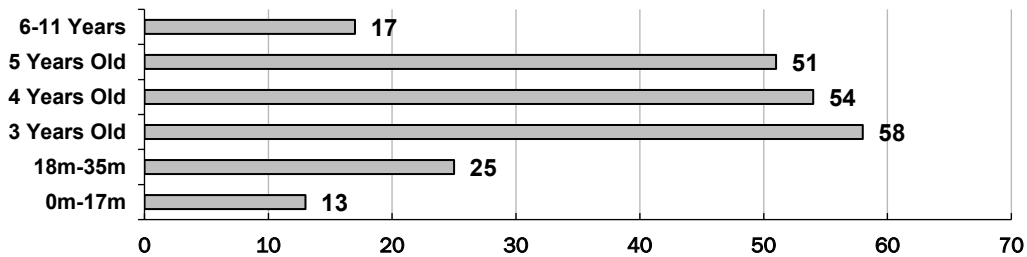
	# Licensed	C2Q	3-Star	4-Star	5-Star
CC	6	2	0	0	1
CF	6	0	0	0	0
RF	2	1	1	0	0
RA	0	0	0	0	0
HS	2	1	0	0	1
PS	1	0	0	0	0
Totals	17	4	1	0	2

CC = Certified Center; CF = Certified Family; RF = Registered Family; RA = Recorded Agency; HS = Head Start; PS = Preschool Program

Children in Spark Programs: 218



Children by Age



Number of Children



County Data Facts

All data as of September 30, 2024



Curry

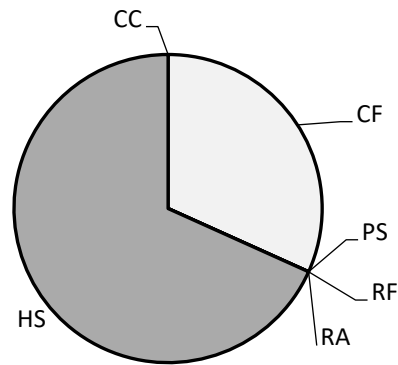
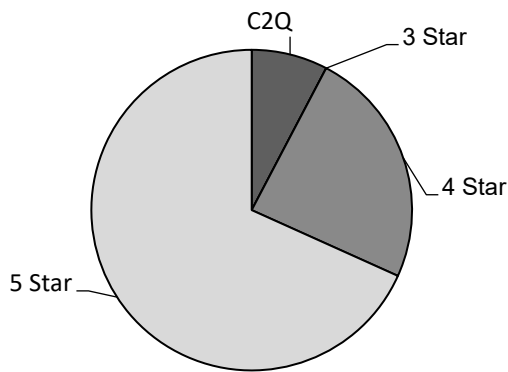
County Spark Participation

Star Rated Programs

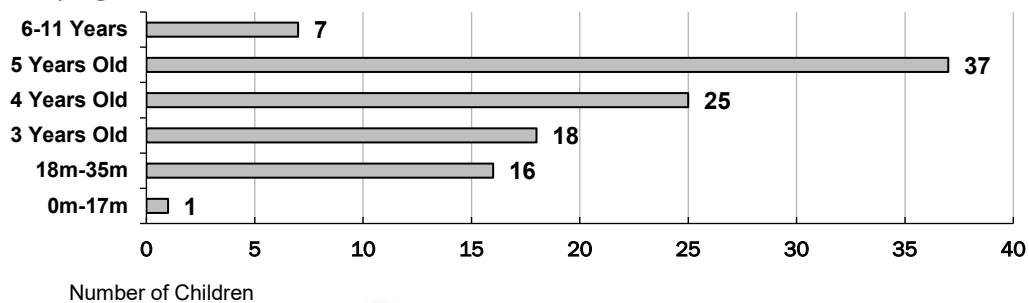
	# Licensed	C2Q	3-Star	4-Star	5-Star
CC	1	0	0	0	0
CF	3	1	0	1	0
RF	4	0	0	0	0
RA	0	0	0	0	0
HS	5	0	0	0	3
PS	0	0	0	0	0
Totals	13	1	0	1	3

CC = Certified Center; CF = Certified Family; RF = Registered Family; RA = Recorded Agency; HS = Head Start; PS = Preschool Program;

Children in Spark Programs: 104




Children by Age



County Data Facts

All data as of September 30, 2024



Deschutes

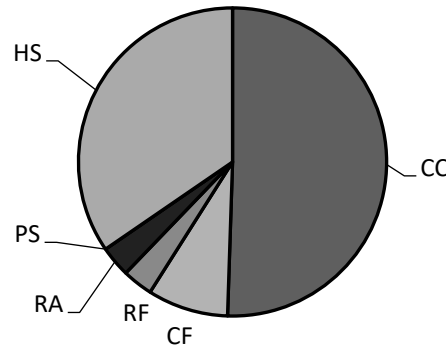
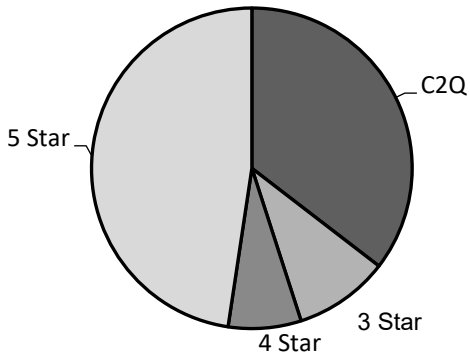
County Spark Participation

Star Rated Programs

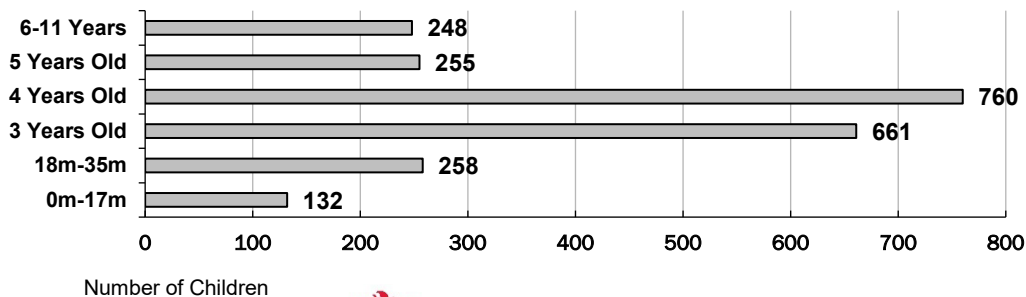
	# Licensed	C2Q	3-Star	4-Star	5-Star
CC	73	12	3	2	5
CF	42	10	4	0	1
RF	52	8	4	0	0
RA	4	2	1	0	0
HS	11	0	0	0	7
PS	25	0	0	0	0
Totals	207	32	12	2	13

CC = Certified Center; CF = Certified Family; RF = Registered Family; RA = Recorded Agency; HS = Head Start; PS = Preschool Program;

Children in Spark Programs: 2,314



Children by Age



County Data Facts

All data as of September 30, 2024



Douglas

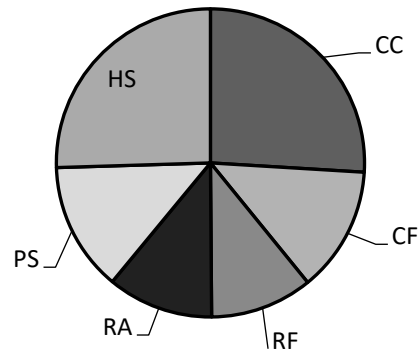
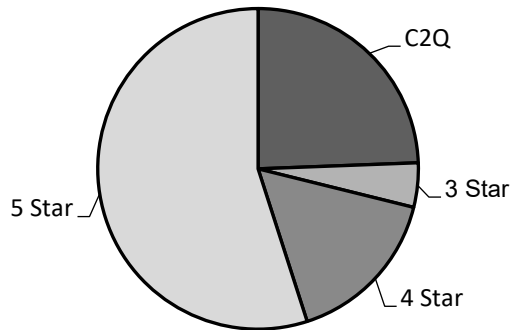
County Spark Participation

Star Rated Programs

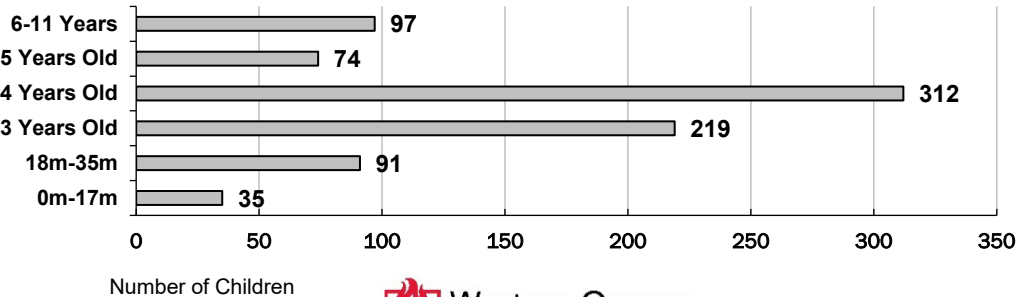
	# Licensed	C2Q	3-Star	4-Star	5-Star
CC	18	3	1	0	3
CF	11	5	0	0	2
RF	33	5	1	0	2
RA	7	1	1	1	3
HS	9	0	0	0	5
PS	7	0	1	1	0
Totals	85	14	4	2	15

CC = Certified Center; CF = Certified Family; RF = Registered Family; RA = Recorded Agency; HS = Head Start; PS = Preschool Program;

Children in Spark Programs: 828



Children by Age



County Data Facts

All data as of September 30, 2024



Gilliam

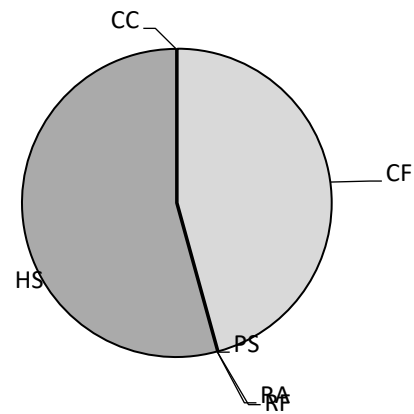
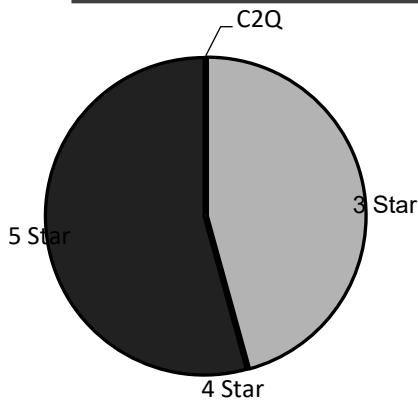
County Spark Participation

Star Rated Programs

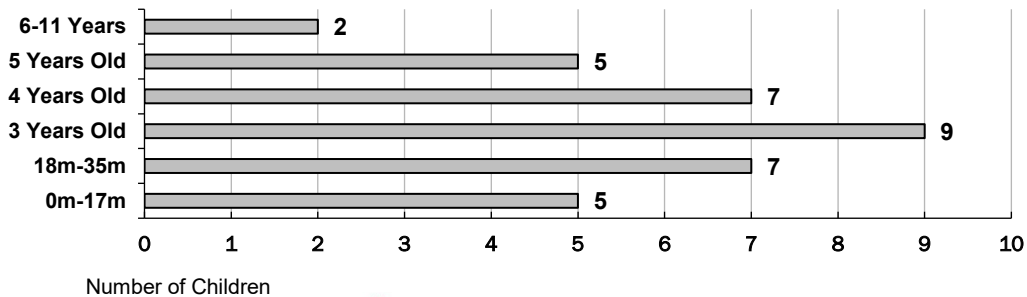
	# Licensed	C2Q	3-Star	4-Star	5-Star
CC	0	0	0	0	0
CF	0	0	1	0	0
RF	1	0	0	0	0
RA	1	0	0	0	0
HS	1	0	0	0	1
PS	0	0	0	0	0
Totals	3	0	1	0	1

CC = Certified Center; CF = Certified Family; RF = Registered Family; RA = Recorded Agency; HS = Head Start; PS = Preschool Program;

Children in Spark Programs: 35



Children by Age



County Data Facts

All data as of September 30, 2024



Grant

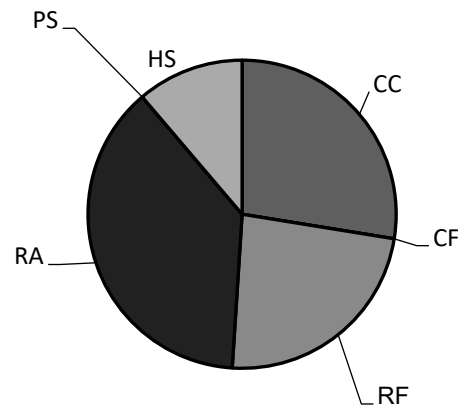
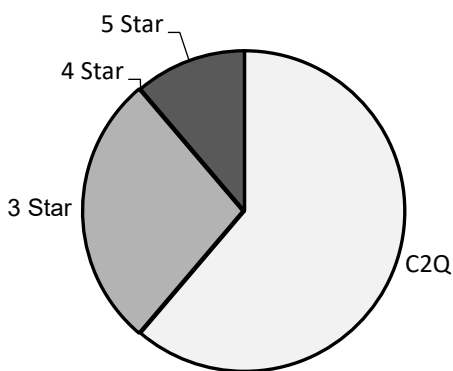
County Spark Participation

Star Rated Programs

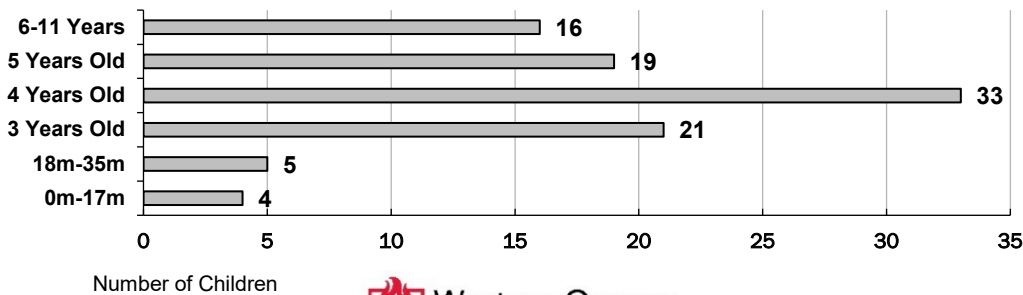
	# Licensed	C2Q	3-Star	4-Star	5-Star
CC	2	0	1	0	0
CF	2	0	0	0	0
RF	3	2	0	0	0
RA	5	3	0	0	0
HS	1	0	0	0	1
PS	1	0	0	0	0
Totals	14	5	1	0	1

CC = Certified Center; CF = Certified Family; RF = Registered Family; RA = Recorded Agency; HS = Head Start; PS = Preschool Program;

Children in Spark Programs: 98



Children by Age



County Data Facts

All data as of September 30, 2024



Harney

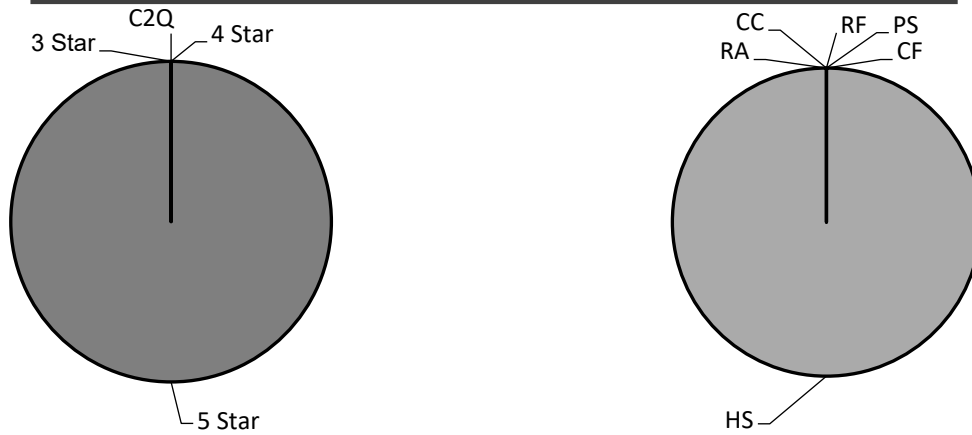
County Spark Participation

Star Rated Programs

	# Licensed	C2Q	3-Star	4-Star	5-Star
CC	0	0	0	0	0
CF	0	0	0	0	0
RF	3	0	0	0	0
RA	0	0	0	0	0
HS	2	0	0	0	1
PS	0	0	0	0	0
Totals	5	0	0	0	1

CC = Certified Center; CF = Certified Family; RF = Registered Family; RA = Recorded Agency; HS = Head Start; PS = Preschool Program;

Children in Spark Programs: 79



Children by Age



County Data Facts

All data as of September 30, 2024



Hood River

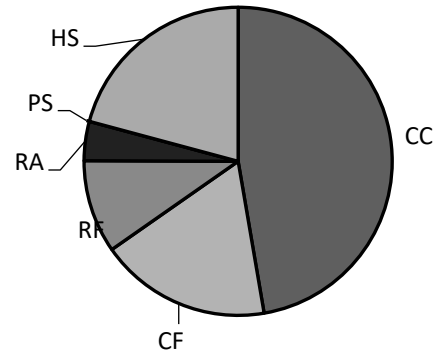
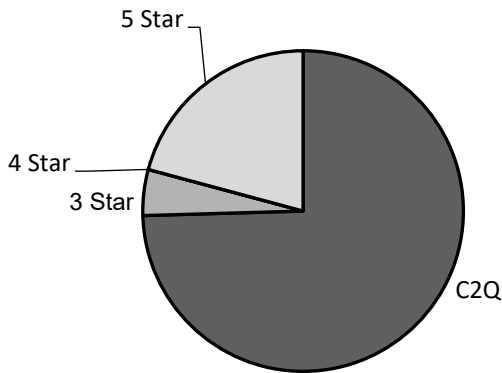
County Spark Participation

Star Rated Programs

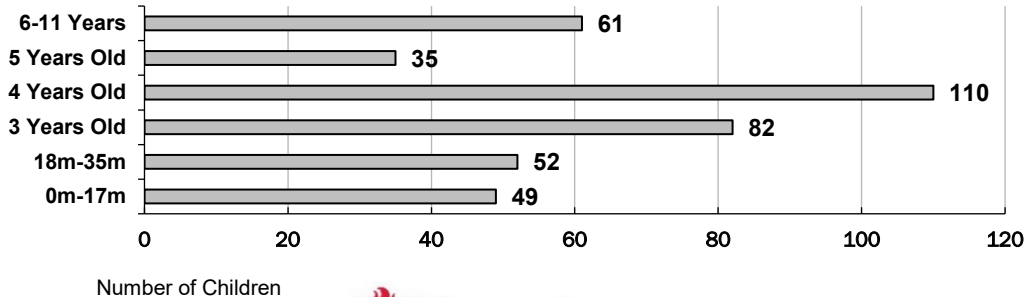
	# Licensed	C2Q	3-Star	4-Star	5-Star
CC	14	5	0	0	0
CF	9	3	0	0	0
RF	9	3	1	0	0
RA	1	0	1	0	0
HS	6	0	0	0	3
PS	2	0	0	0	0
Totals	41	11	2	0	3

CC = Certified Center; CF = Certified Family; RF = Registered Family; RA = Recorded Agency; HS = Head Start; PS = Preschool Program;

Children in Spark Programs: 389



Children by Age



County Data Facts

All data as of September 30, 2024



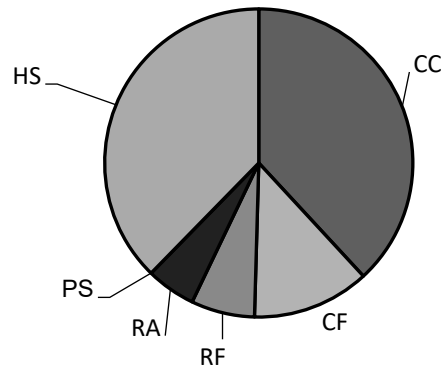
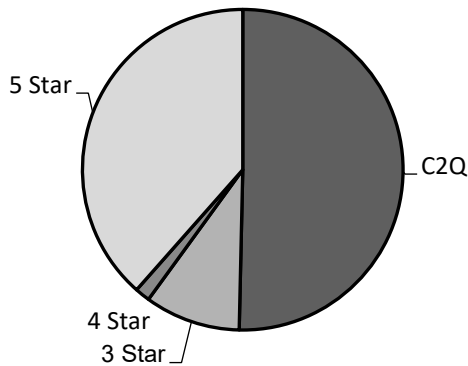
Jackson

Star Rated Programs

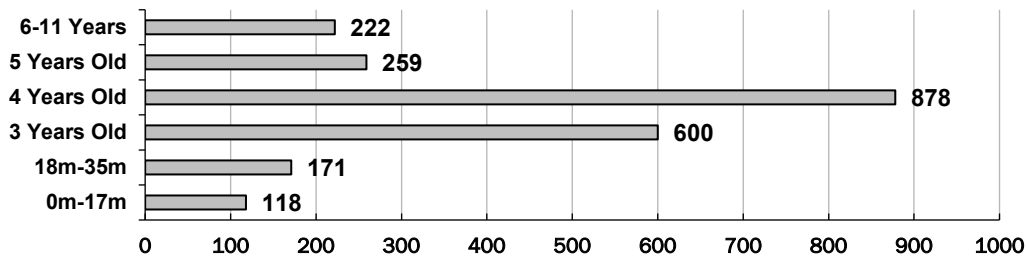
	# Licensed	C2Q	3-Star	4-Star	5-Star
CC	53	15	2	0	2
CF	60	9	9	3	1
RF	58	12	7	0	0
RA	4	2	0	0	0
HS	16	1	0	0	14
PS	23	0	0	0	0
Totals	214	39	18	3	17

CC = Certified Center; CF = Certified Family; RF = Registered Family; RA = Recorded Agency; HS = Head Start; PS = Preschool Program;

Children in Spark Programs: 2,248



Children by Age



Number of Children



County Data Facts

All data as of September 30, 2024



Jefferson

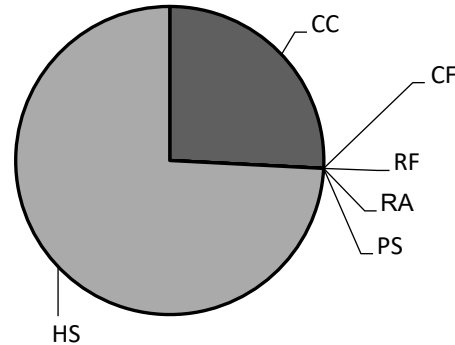
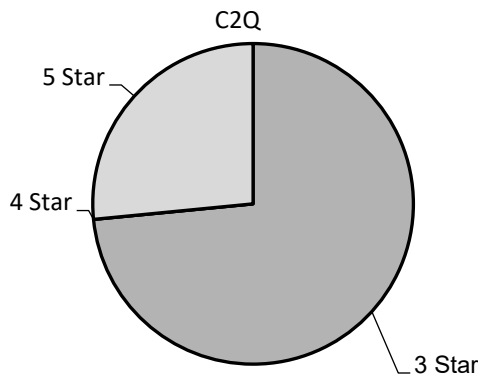
County Spark Participation

Star Rated Programs

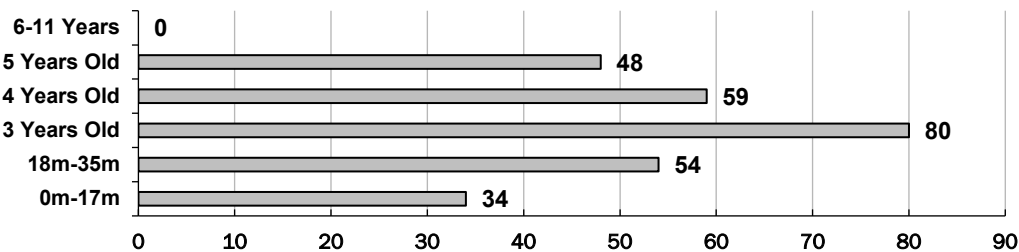
	# Licensed	C2Q	3-Star	4-Star	5-Star
CC	1	0	2	0	0
CF	1	0	0	0	0
RF	8	0	0	0	0
RA	0	0	0	0	0
HS	5	0	1	0	1
PS	2	0	0	0	0
Totals	17	0	3	0	1

CC = Certified Center; CF = Certified Family; RF = Registered Family; RA = Recorded Agency; HS = Head Start; PS = Preschool Program;

Children in Spark Programs: 275



Children by Age



Number of Children



Western Oregon UNIVERSITY

The Research Institute

County Data Facts

All data as of September 30, 2024



Josephine

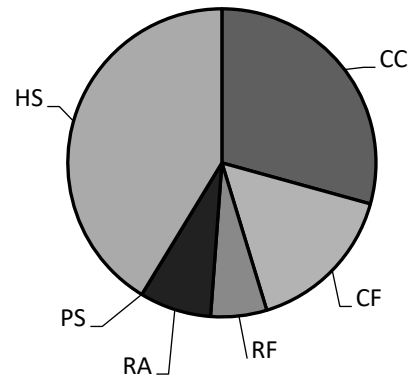
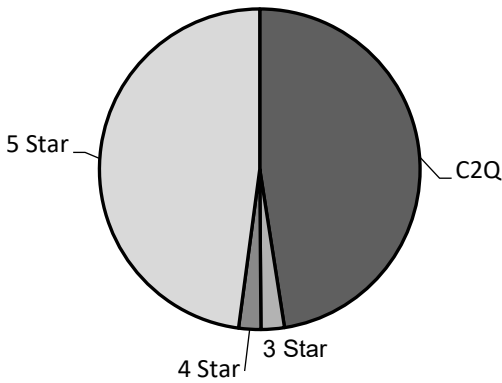
County Spark Participation

Star Rated Programs

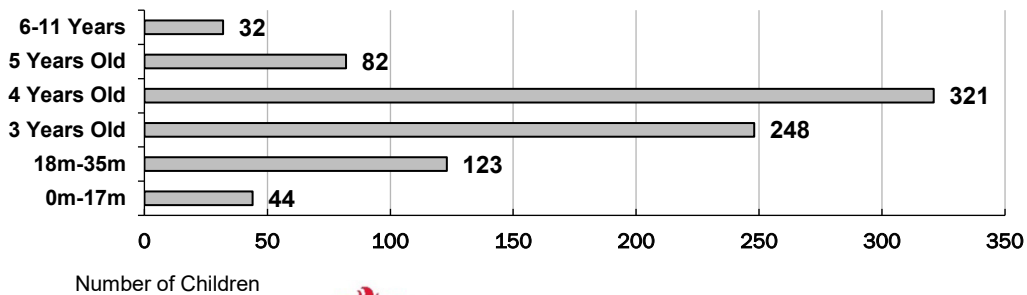
	# Licensed	C2Q	3-Star	4-Star	5-Star
CC	30	7	0	0	1
CF	19	4	2	1	1
RF	12	5	1	0	0
RA	1	0	0	0	1
HS	11	1	0	0	7
PS	10	0	0	0	0
Totals	83	17	3	1	10

CC = Certified Center; CF = Certified Family; RF = Registered Family; RA = Recorded Agency; HS = Head Start; PS = Preschool Program;

Children in Spark Programs: 850




Children by Age



County Data Facts

All data as of September 30, 2024



Klamath

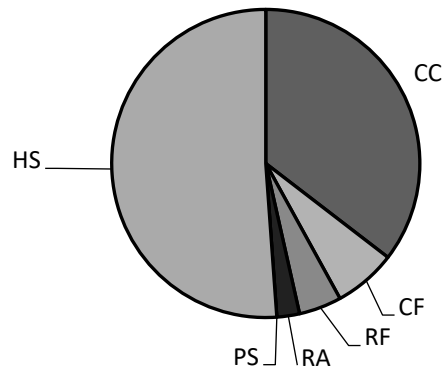
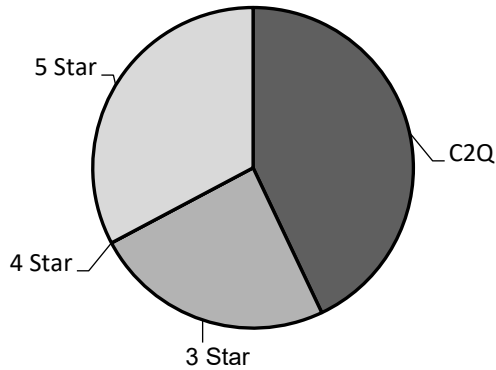
County Spark Participation

Star Rated Programs

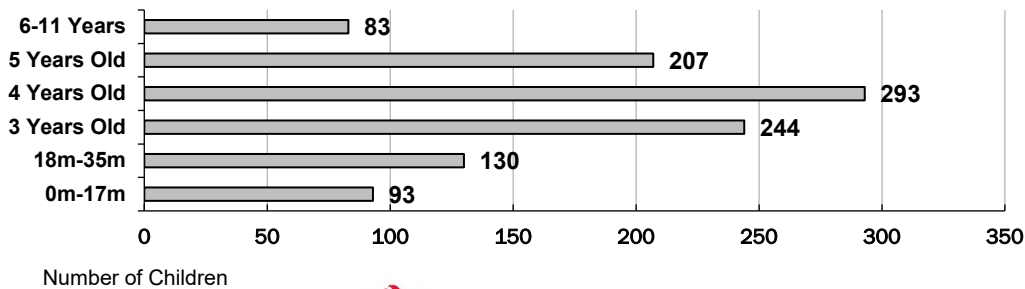
	# Licensed	C2Q	3-Star	4-Star	5-Star
CC	10	4	0	0	1
CF	14	3	2	0	1
RF	27	7	1	0	0
RA	5	3	0	0	0
HS	11	2	1	0	4
PS	5	0	0	0	0
Totals	72	19	4	0	6

CC = Certified Center; CF = Certified Family; RF = Registered Family; RA = Recorded Agency; HS = Head Start; PS = Preschool Program;

Children in Spark Programs: 1,050



Children by Age



County Data Facts

All data as of September 30, 2024



Lake

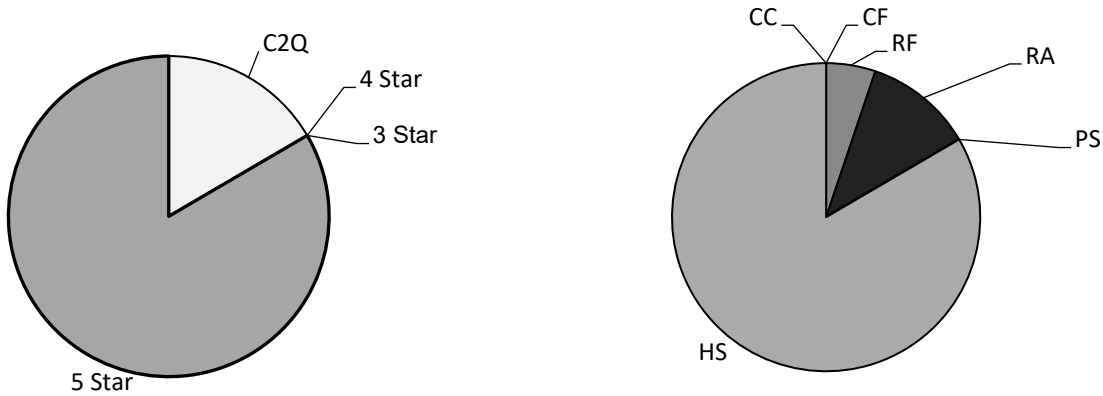
County Spark Participation

Star Rated Programs

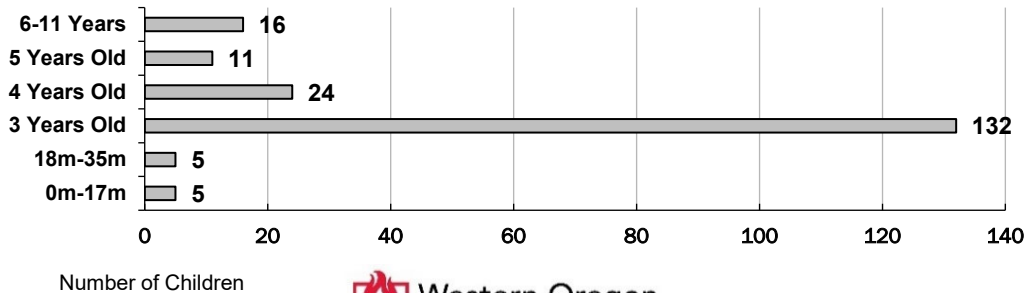
	# Licensed	C2Q	3-Star	4-Star	5-Star
CC	0	0	0	0	0
CF	0	0	0	0	0
RF	3	1	0	0	0
RA	1	1	0	0	0
HS	1	0	0	0	1
PS	1	0	0	0	0
Totals	6	2	0	0	1

CC = Certified Center; CF = Certified Family; RF = Registered Family; RA = Recorded Agency; HS = Head Start; PS = Preschool Program;

Children in Spark Programs: 193



Children by Age



County Data Facts

All data as of September 30, 2024



Lane

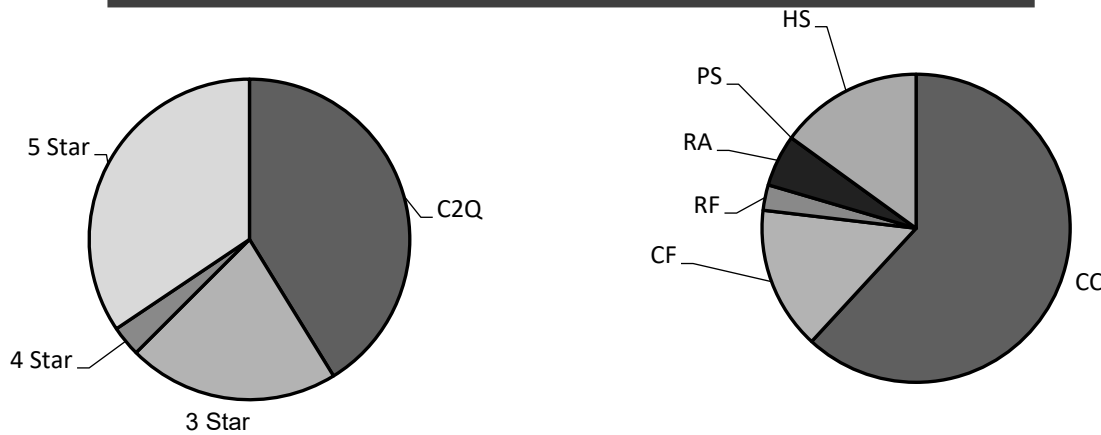
County Spark Participation

Star Rated Programs

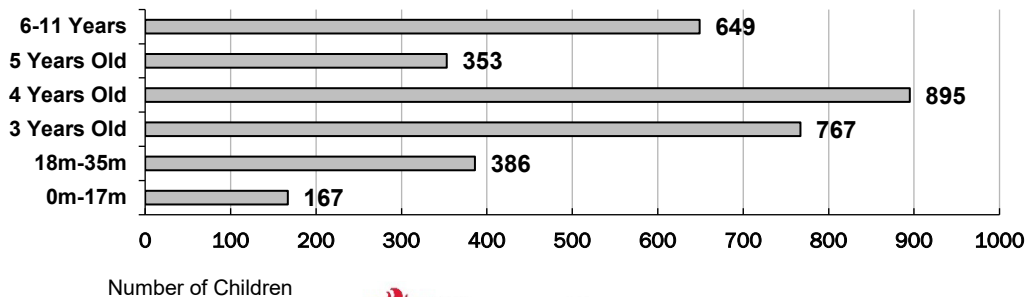
	# Licensed	C2Q	3-Star	4-Star	5-Star
CC	89	19	7	0	11
CF	101	18	8	5	7
RF	85	6	4	0	1
RA	18	6	1	3	2
HS	22	0	1	0	14
PS	39	0	0	0	0
Totals	354	49	21	8	35

CC = Certified Center; CF = Certified Family; RF = Registered Family; RA = Recorded Agency; HS = Head Start; PS = Preschool Program;

Children in Spark Programs: 3,217



Children by Age



County Data Facts

All data as of September 30, 2024



Lincoln

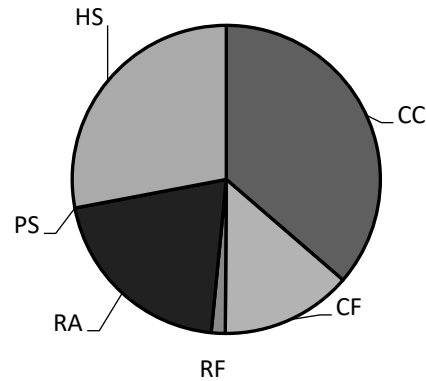
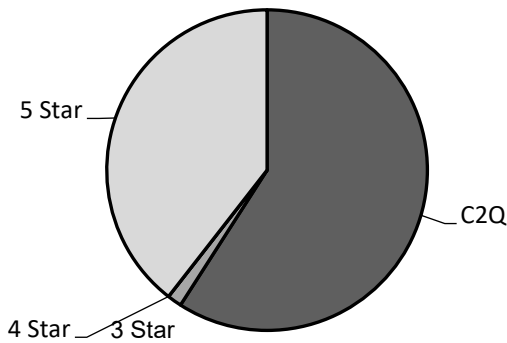
County Spark Participation

Star Rated Programs

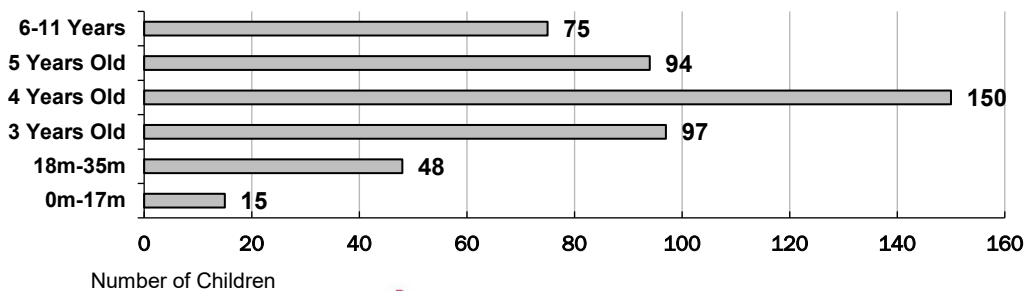
	# Licensed	C2Q	3-Star	4-Star	5-Star
CC	7	2	0	0	1
CF	5	4	0	0	0
RF	14	0	1	0	0
RA	6	5	0	0	0
HS	4	1	0	0	2
PS	3	0	0	0	0
Totals	30	7	1	0	3

CC = Certified Center; CF = Certified Family; RF = Registered Family; RA = Recorded Agency; HS = Head Start; PS = Preschool Program;

Children in Spark Programs: 479



Children by Age



County Data Facts

All data as of September 30, 2024



Linn

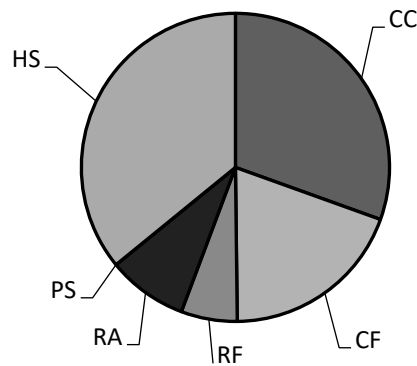
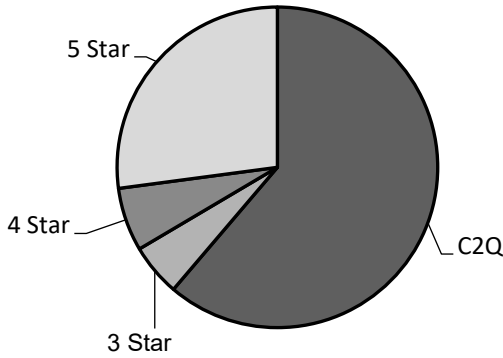
County Spark Participation

Star Rated Programs

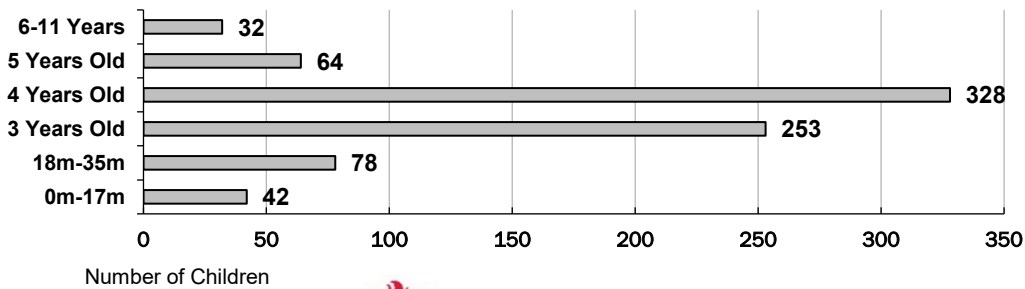
	# Licensed	C2Q	3-Star	4-Star	5-Star
CC	21	5	1	0	1
CF	26	8	1	0	0
RF	44	5	2	0	0
RA	6	1	0	4	0
HS	4	1	0	0	3
PS	9	0	0	0	0
Totals	110	20	4	4	4

CC = Certified Center; CF = Certified Family; RF = Registered Family; RA = Recorded Agency; HS = Head Start; PS = Preschool Program;

Children in Spark Programs: 797



Children by Age



County Data Facts

All data as of September 30, 2024



Malheur

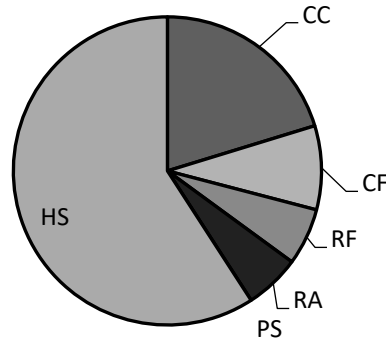
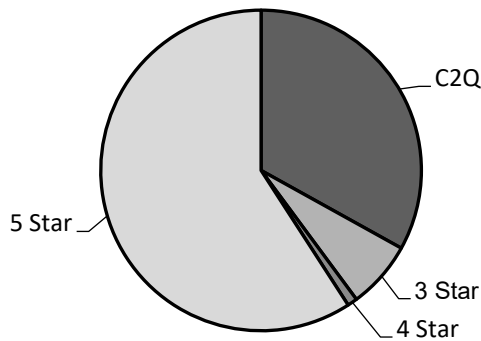
County Spark Participation

Star Rated Programs

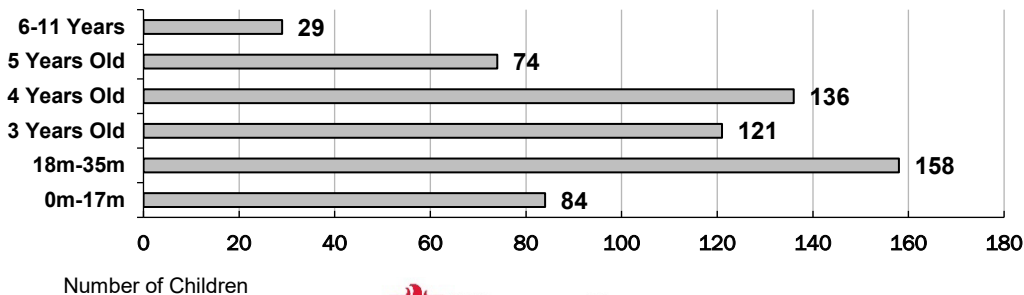
	# Licensed	C2Q	3-Star	4-Star	5-Star
CC	9	4	0	0	0
CF	5	2	2	0	0
RF	8	3	2	1	0
RA	0	2	0	0	0
HS	10	0	0	0	4
PS	3	0	0	0	0
Totals	35	11	4	1	4

CC = Certified Center; CF = Certified Family; RF = Registered Family; RA = Recorded Agency; HS = Head Start; PS = Preschool Program;

Children in Spark Programs: 602



Children by Age



County Data Facts

All data as of September 30, 2024



Marion

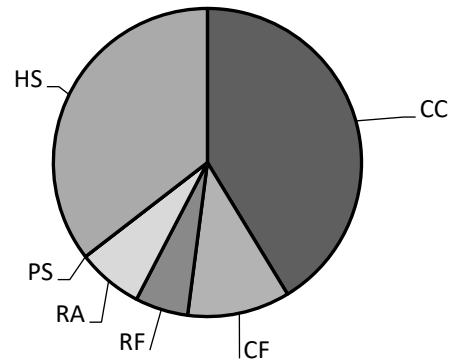
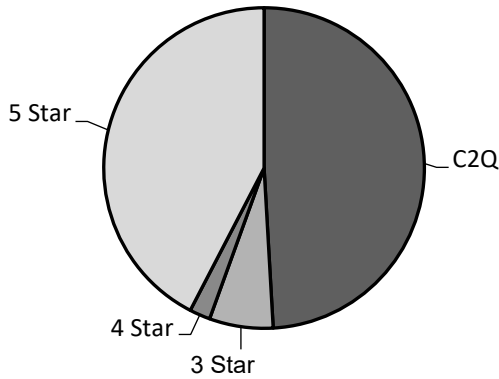
County Spark Participation

Star Rated Programs

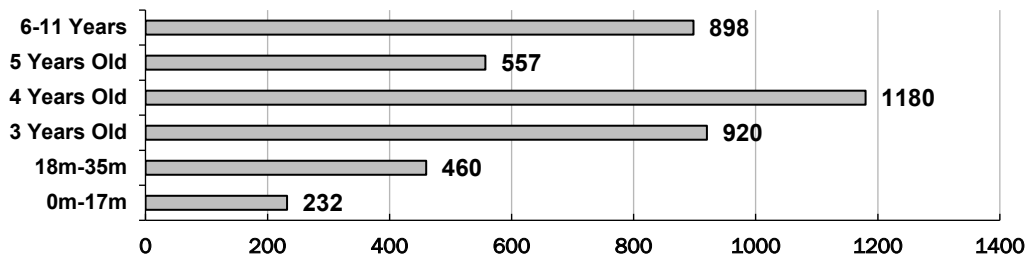
	# Licensed	C2Q	3-Star	4-Star	5-Star
CC	82	36	2	2	1
CF	100	17	9	4	11
RF	158	25	7	0	1
RA	18	6	1	0	3
HS	37	1	1	0	18
PS	30	0	0	0	0
Totals	425	85	20	6	34

CC = Certified Center; CF = Certified Family; RF = Registered Family; RA = Recorded Agency; HS = Head Start; PS = Preschool Program;

Children in Spark Programs: 4,247



Children by Age



Number of Children



County Data Facts

All data as of September 30, 2024



Morrow

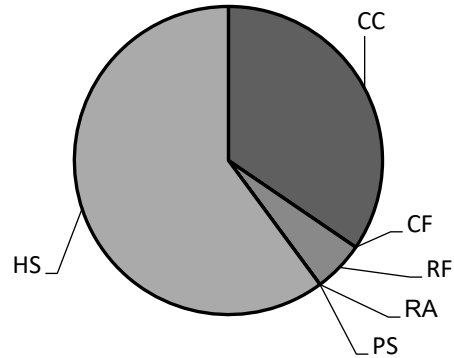
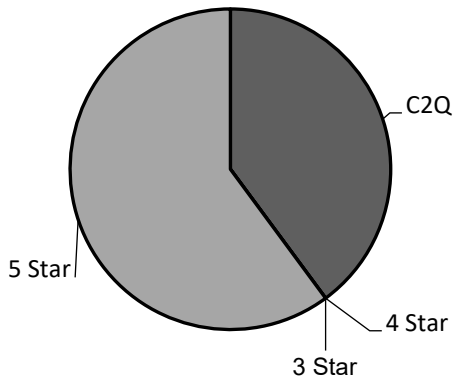
County Spark Participation

Star Rated Programs


	# Licensed	C2Q	3-Star	4-Star	5-Star
CC	3	1	0	0	0
CF	0	0	0	0	0
RF	4	1	0	0	0
RA	2	0	0	0	0
HS	2	0	0	0	2
PS	3	0	0	0	0
Totals	14	2	0	0	2

CC = Certified Center; CF = Certified Family; RF = Registered Family; RA = Recorded Agency; HS = Head Start; PS = Preschool Program;

Children in Spark Programs: 168




Children by Age



County Data Facts

All data as of September 30, 2024



Multnomah

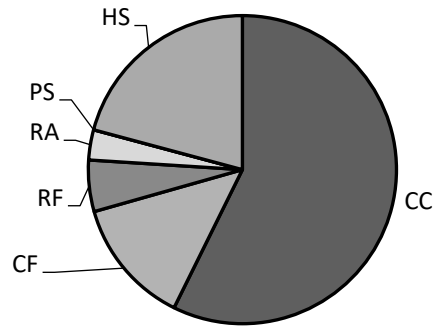
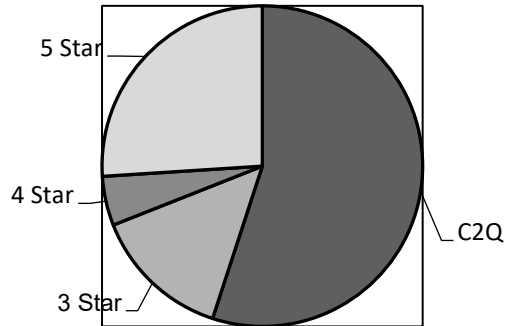
County Spark Participation

Star Rated Programs

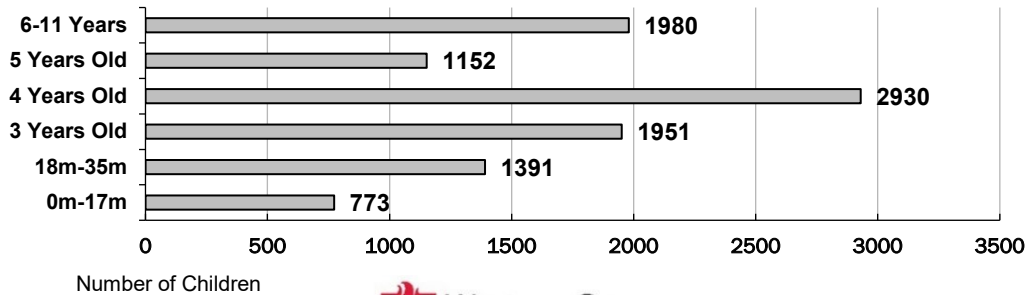
	# Licensed	C2Q	3-Star	4-Star	5-Star
CC	282	63	13	6	10
CF	315	67	16	3	14
RF	302	44	24	0	0
RA	13	6	2	1	2
HS	89	3	3	1	36
PS	65	0	0	0	0
Totals	1,066	183	58	11	62

CC = Certified Center; CF = Certified Family; RF = Registered Family; RA = Recorded Agency; HS = Head Start; PS = Preschool Program;

Children in Spark Programs: 10,177



Children by Age



County Data Facts

All data as of September 30, 2024



Polk

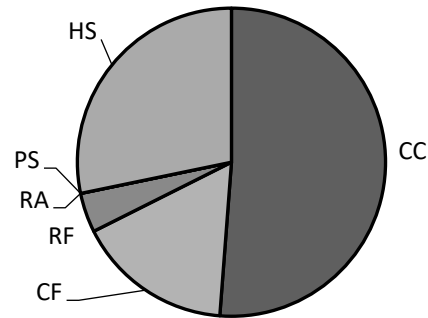
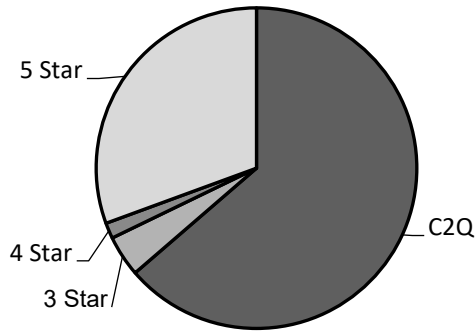
County Spark Participation

Star Rated Programs

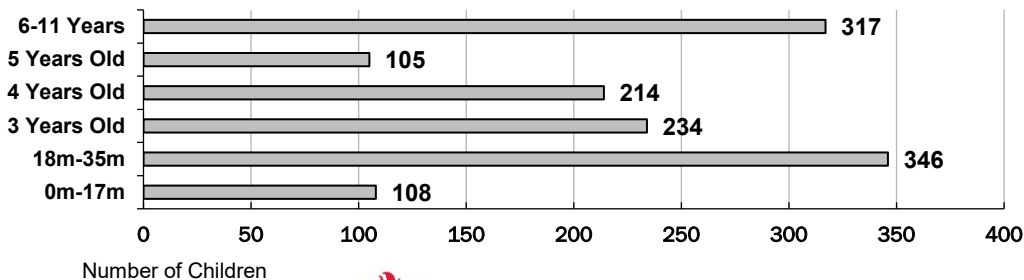
	# Licensed	C2Q	3-Star	4-Star	5-Star
CC	20	11	1	0	2
CF	25	11	1	1	2
RF	26	4	2	1	0
RA	2	0	0	0	0
HS	9	1	0	0	5
PS	5	0	0	0	0
Totals	87	27	4	2	9

CC = Certified Center; CF = Certified Family; RF = Registered Family; RA = Recorded Agency; HS = Head Start; PS = Preschool Program;

Children in Spark Programs: 1,324



Children by Age



County Data Facts

All data as of September 30, 2024



Sherman

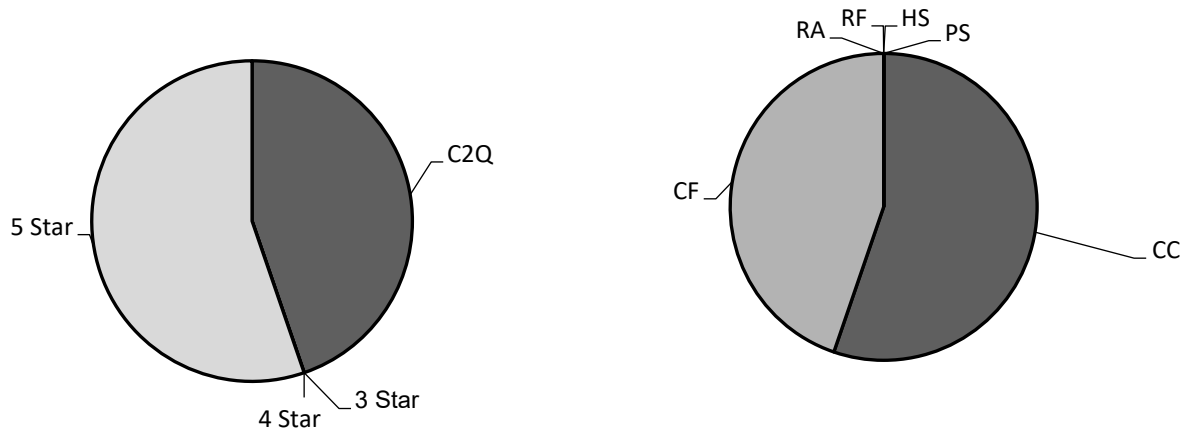
County Spark Participation

Star Rated Programs

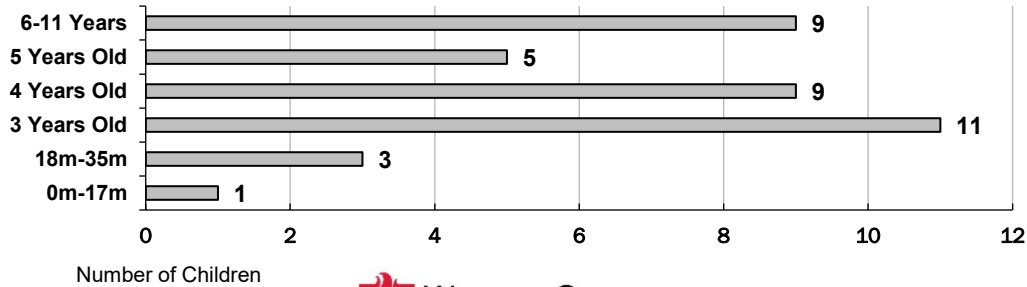
	# Licensed	C2Q	3-Star	4-Star	5-Star
CC	1	0	0	0	1
CF	2	1	0	0	0
RF	0	0	0	0	0
RA	0	0	0	0	0
HS	1	0	0	0	0
PS	0	0	0	0	0
Totals	4	1	0	0	1

CC = Certified Center; CF = Certified Family; RF = Registered Family; RA = Recorded Agency; HS = Head Start; PS = Preschool Program;

Children in Spark Programs: 38




Children by Age



County Data Facts

All data as of September 30, 2024



Tillamook

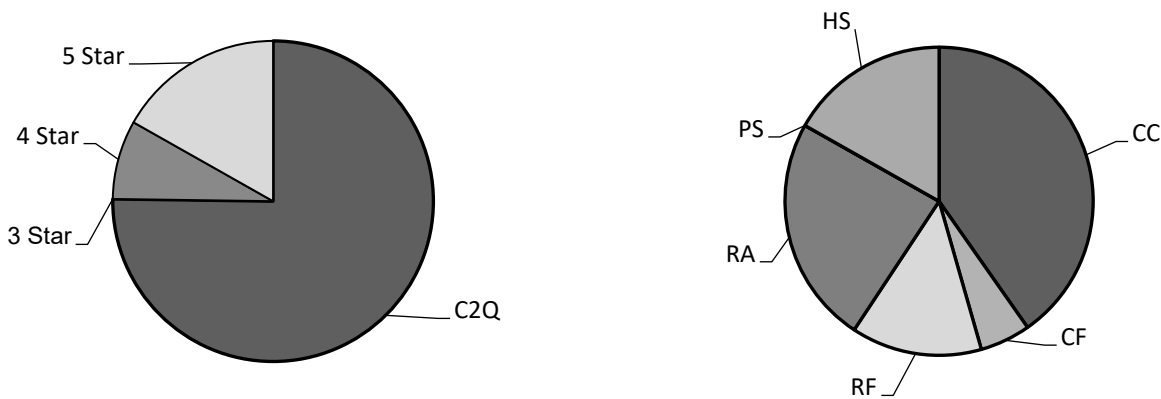
County Spark Participation

Star Rated Programs

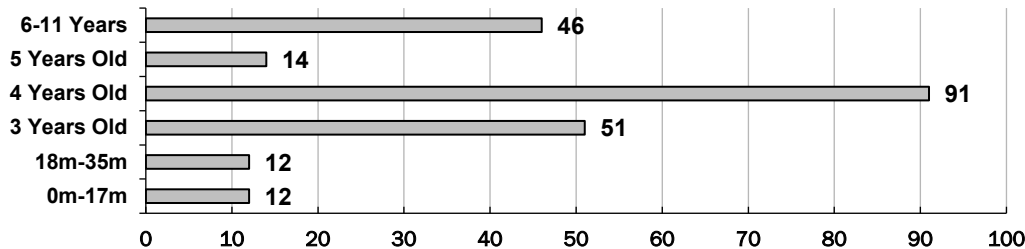
	# Licensed	C2Q	3-Star	4-Star	5-Star
CC	2	2	0	0	0
CF	3	1	0	0	0
RF	4	2	0	0	0
RA	6	2	0	1	0
HS	3	0	0	0	1
PS	4	0	0	0	0
Totals	22	7	0	1	1

CC = Certified Center; CF = Certified Family; RF = Registered Family; RA = Recorded Agency; HS = Head Start; PS = Preschool Program;

Children in Spark Programs: 226



Children by Age




Number of Children



County Data Facts

All data as of September 30, 2024



Umatilla

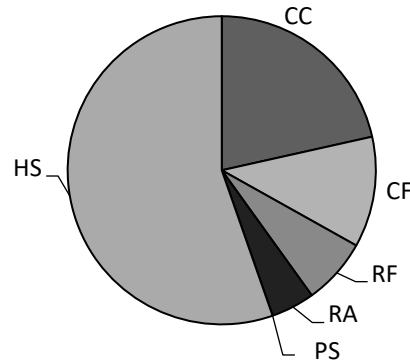
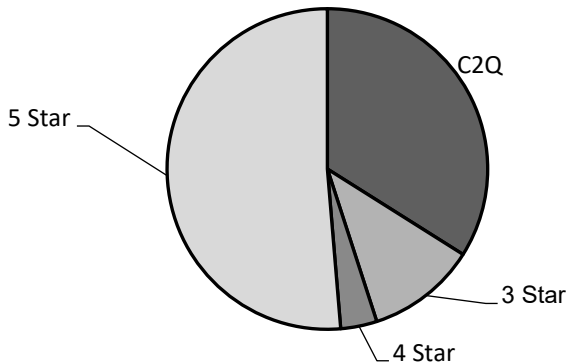
County Spark Participation

Star Rated Programs

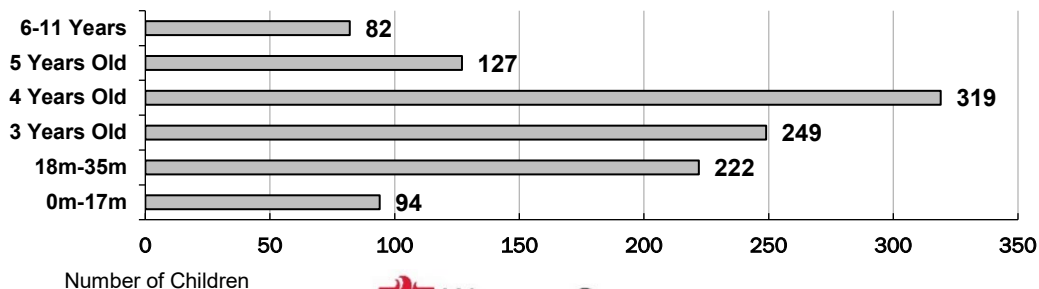
	# Licensed	C2Q	3-Star	4-Star	5-Star
CC	11	4	1	0	0
CF	22	5	1	2	2
RF	35	6	0	1	0
RA	7	4	0	0	0
HS	13	0	1	0	10
PS	6	0	0	0	0
Totals	94	19	3	3	12

CC = Certified Center; CF = Certified Family; RF = Registered Family; RA = Recorded Agency; HS = Head Start; PS = Preschool Program;

Children in Spark Programs: 1,093



Children by Age



County Data Facts

All data as of September 30, 2024



Union

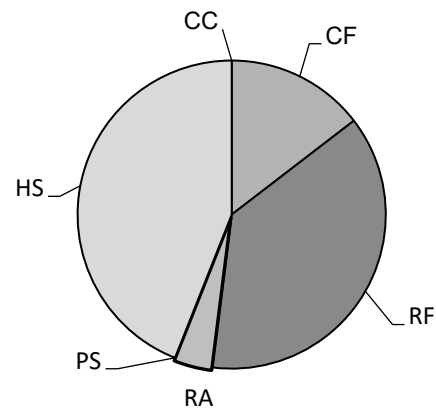
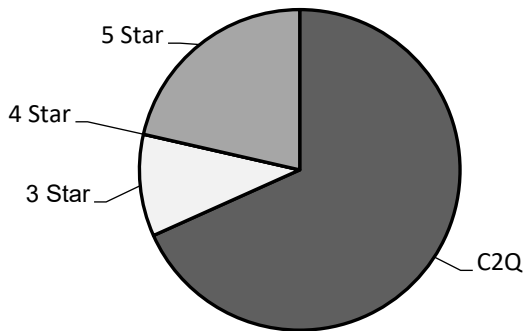
County Spark Participation

Star Rated Programs

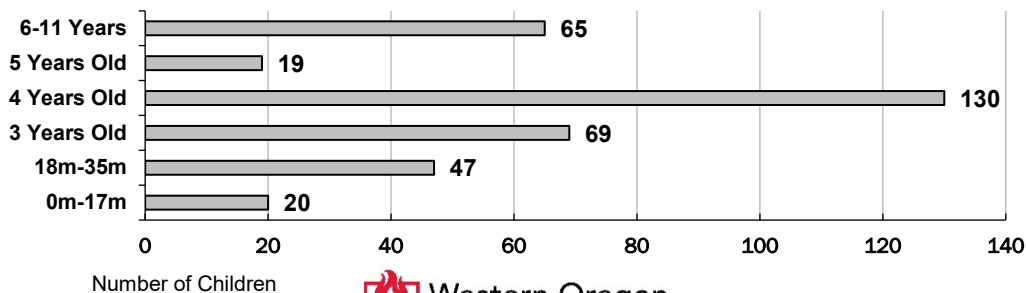
	# Licensed	C2Q	3-Star	4-Star	5-Star
CC	3	0	0	0	0
CF	3	2	1	0	0
RF	24	12	2	0	0
RA	7	4	0	0	0
HS	4	1	0	0	4
PS	6	0	0	0	0
Totals	47	19	3	0	4

CC = Certified Center; CF = Certified Family; RF = Registered Family; RA = Recorded Agency; HS = Head Start; PS = Preschool Program;

Children in Spark Programs: 350



Children by Age



County Data Facts

All data as of September 30, 2024



Wallowa

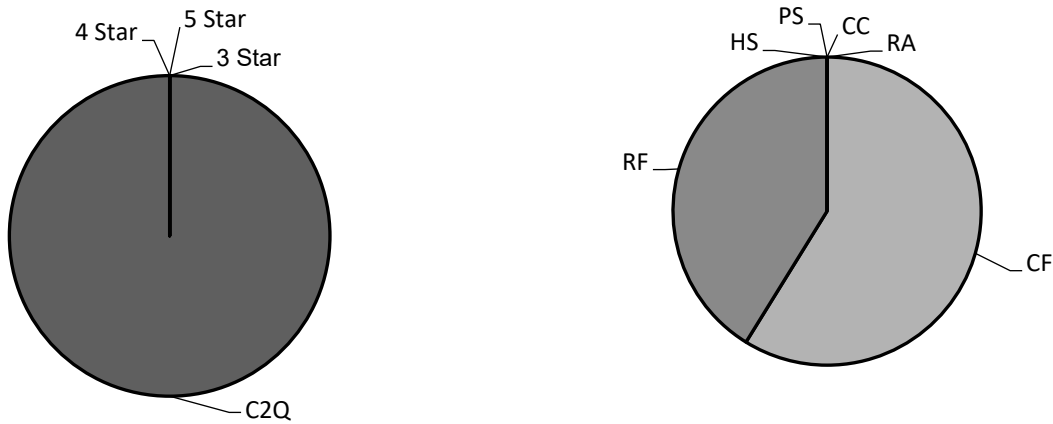
County Spark Participation

Star Rated Programs

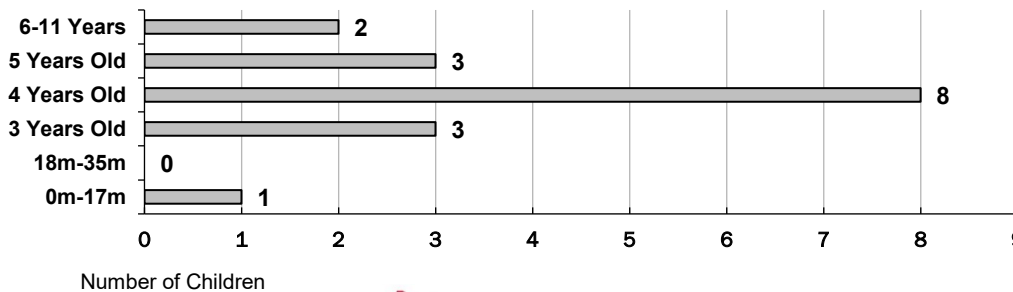
	# Licensed	C2Q	3-Star	4-Star	5-Star
CC	0	0	0	0	0
CF	3	1	0	0	0
RF	3	1	0	0	0
RA	3	0	0	0	0
HS	1	0	0	0	0
PS	1	0	0	0	0
Totals	11	2	0	0	0

CC = Certified Center; CF = Certified Family; RF = Registered Family; RA = Recorded Agency; HS = Head Start; PS = Preschool Program;

Children in Spark Programs: 17



Children by Age



County Data Facts

All data as of September 30, 2024



Wasco

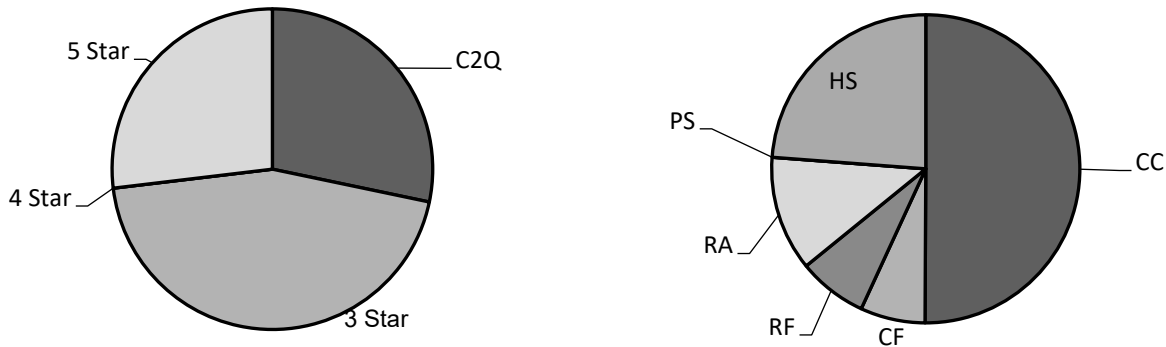
County Spark Participation

Star Rated Programs

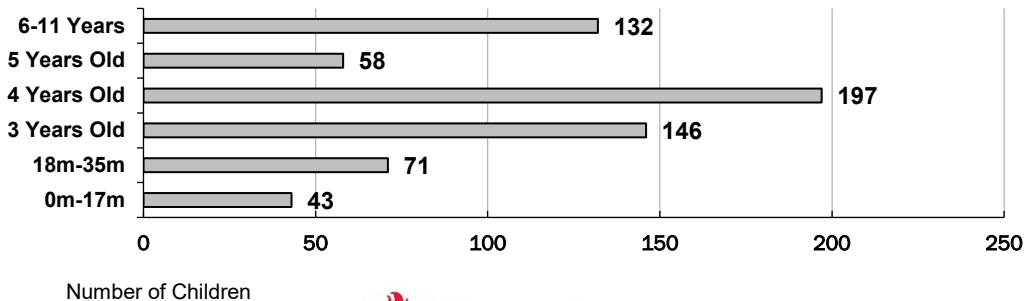
	# Licensed	C2Q	3-Star	4-Star	5-Star
CC	3	2	1	0	0
CF	6	1	1	0	1
RF	15	3	2	0	0
RA	5	2	0	0	0
HS	6	0	0	0	4
PS	3	0	0	0	0
Totals	38	8	4	0	5

CC = Certified Center; CF = Certified Family; RF = Registered Family; RA = Recorded Agency; HS = Head Start; PS = Preschool Program;

Children in Spark Programs: 647



Children by Age



County Data Facts

All data as of September 30, 2024



Washington

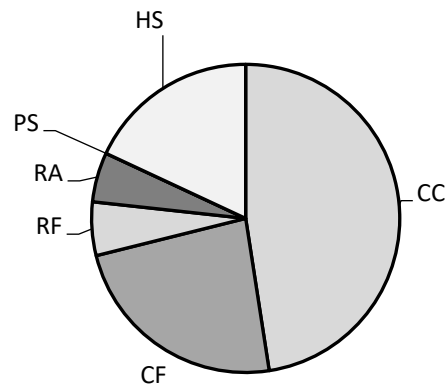
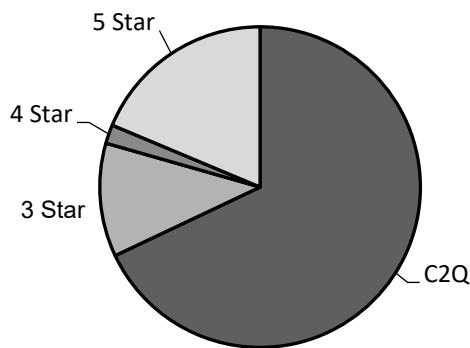
County Spark Participation

Star Rated Programs

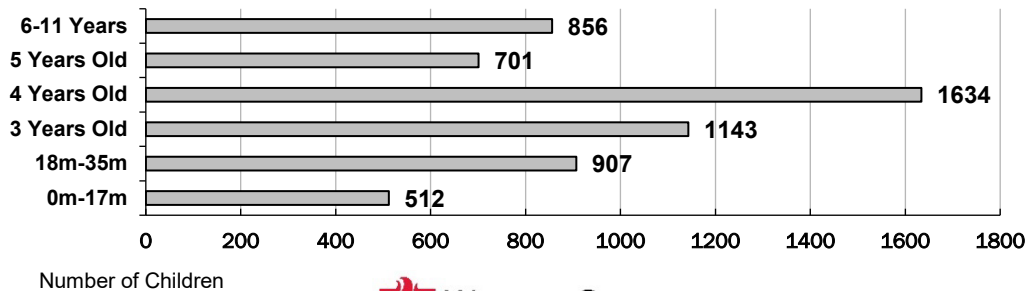
	# Licensed	C2Q	3-Star	4-Star	5-Star
CC	224	43	0	3	1
CF	270	88	19	4	6
RF	195	37	7	2	1
RA	24	6	2	0	3
HS	29	4	1	0	12
PS	57	0	0	0	0
Totals	799	178	29	9	23

CC = Certified Center; CF = Certified Family; RF = Registered Family; RA = Recorded Agency; HS = Head Start; PS = Preschool Program;

Children in Spark Programs: 5,753



Children by Age



County Data Facts

All data as of September 30, 2024



Wheeler

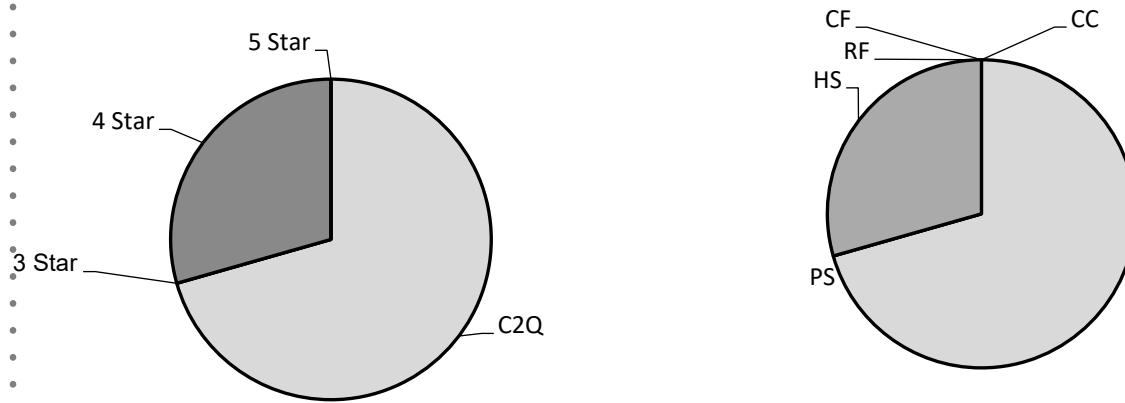
County Spark Participation

Star Rated Programs

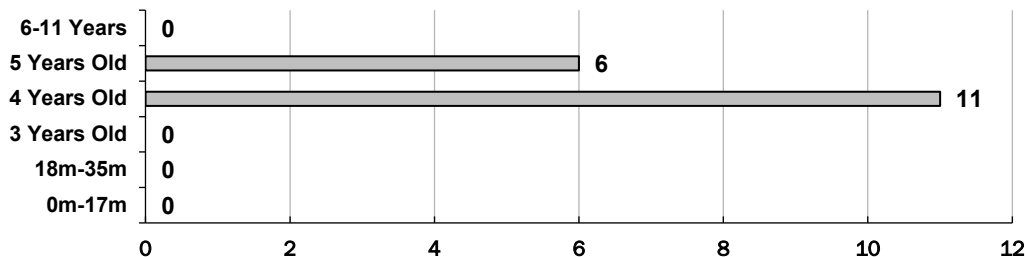
	# Licensed	C2Q	3-Star	4-Star	5-Star
CC	0	0	0	0	0
CF	0	0	0	0	0
RF	0	0	0	0	0
RA	1	1	0	0	0
HS	3	0	0	1	0
PS	0	0	0	0	0
Totals	4	1	0	1	0

CC = Certified Center; CF = Certified Family; RF = Registered Family; RA = Recorded Agency; HS = Head Start; PS = Preschool Program;

Children in Spark Programs: 17



Children by Age



Number of Children



County Data Facts

All data as of September 30, 2024



Yamhill

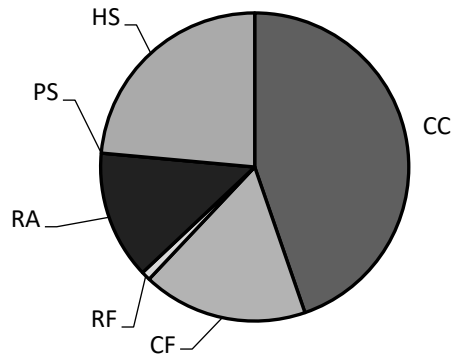
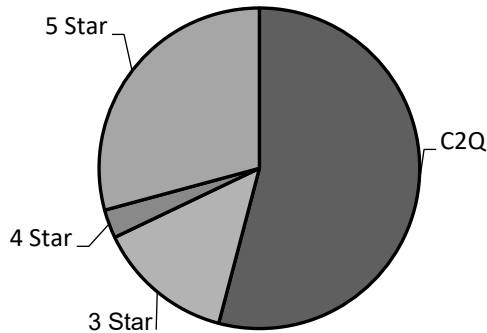
County Spark Participation

Star Rated Programs

	# Licensed	C2Q	3-Star	4-Star	5-Star
CC	29	8	1	0	0
CF	26	3	2	3	1
RF	19	0	0	0	1
RA	5	0	0	0	0
HS	6	0	0	0	3
PS	0	0	0	0	0
Totals	85	11	3	3	5

CC = Certified Center; CF = Certified Family; RF = Registered Family; RA = Recorded Agency; HS = Head Start; PS = Preschool Program;

Children in Spark Programs: 832



Children by Age

